September 12 1985 Volume 3 Issue #8

BAY AREA MICRO DECISION USERS ASSOCIATION

SPECIAL REEERENCE ISSUE

BAMDUA



A MUTUAL SUPPORT NETWORK FOR USERS OF MORROWS' MICRO DECISION COMPUTERS-

P.O. BOX 5152, BERKELEY, CA.94705
415 : 644-2805

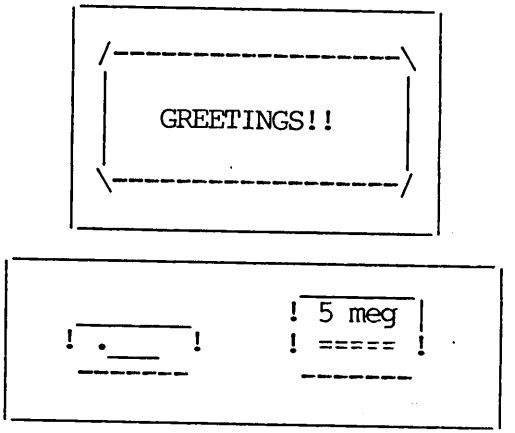

BAMDUA SBBS (Electronic Bulletin Board) (415) 654-3882

SPECIAL REFERENCE ISSUE
SPECIAL REFERENCE ISSUE
SPECIAL REFERENCE ISSUE

TABLE OF CONTENTS

Table of Contents	1
Newsletter Submissions	2
Meetings	3
From the President's Disk	5
From the Mailbox	6
Pass the Notepad	7
Special Deals	9
Software Review: Electra-Find	11
Software Review: Eureka!	14
Guide to Past Library Volumes	20
Guide to Past Newsletters	32
SuperCalc Installation for the MDT-50 (further comments)	34
Classifieds	37
Order Blank for Library Disks	38
Bamdua Officers	39
Items Available	39
Order Blank for Newsletter Issues	40

Advertisors:

Westwind Computers	8
CTE Associates	36
World Business Center	inside back cover

This Newsletter is printed by Bacchus Press, 1715 University Ave., Berkeley, CA. 94703, (415)843-8130.

NEWSLETTER

If you wish to submit material to the newsletter, please follow these guidelines:

- Submit material before the 23 of each month
- Submit hard copy along with a WordStar file on a SSDD diskette; left margin, default; right margin, 68 and right justified. (NewWord files are acceptable).
- Include your name, address and telephone number Your disk will be returned to you.
- Send newsletter materials to: Newsletter Editor
  BAMDUA
  P.O Box 5152
  Berkeley, CA 94705

If you have questions about newsletter submissions, call me afternoons only on Wednesday or Friday (415-843-8167). If you have other questions about BAMDUA, call the BAMDUA Office, 415-644-2805. If you need technical help, use your DIRECTORY.

IMPORTANT: If you have something you especially want in the next Newsletter but are unsure you can get it in before the deadline, be sure to call me so that we can make special arrangements. If it doesn't matter to you when it is published, then you do not need to be concerned about the deadline; just send it in when you have it ready!

Please remember that the deadline is important in order to enable me to plan and produce the Newsletter.

If you have tried one (or more) of the utilities available on the library disks, write a review and send it in! If you know the answer (or think you do) to new or recurrent questions in the Notepad or Mailbox departments, write me so that I can make the information available to all.

We reserve the right to edit articles submitted for publication. In keeping with the spirit of "public domain" we grant permission for articles appearing in this Newsletter to be reprinted by other users' groups for the purpose of free dissemination of information as long as proper identification is made of author and source.

Thanks. --Georgia Babladelis, Ed.

BAY AREA MICRO DECISION USERS ASSOCIATION
A Morrow computer users' group

Monthly newsletter, Vol. 3, Issue 8 September 1985

BAMDUA, P.O. Box 5152, Berkeley, Ca 94705
(415) 644- 2805

BAMDUA, the Bay Area Micro Decision Users Association, is open to all who are interested in Morrow's Micro Decision computers. Membership fee is currently $16 per year and includes a subscription to our monthly newsletter. For information, membership application forms, etc., please send a self-addressed stamped envelope to the BAMDUA P.O. Box.

The BAMDUA office is open 8:30-4:30 weekdays; the answering machine or a call-forwarding BAMDUA volunteer will take your messages from 12:30 on. When Dana is in the office, she will answer the phone in the morning.

The main BAMDUA meeting is held the last Tuesday of each month.

+++ Next main BAMDUA meeting: +++++++++++++++++++++++++++++++++++

+	WHEN:	Tuesday, September 24, 1985, 7:30 p.m. +
+	WHERE:	West Branch, Berkeley Library +
+		1125 University Avenue, Berkeley +
+	GUEST:	(none) +
+	TOPIC:	Printer Demonstration +

++

PLANNING AHEAD: Information about future meetings.

When: Tuesday, October 29, 1985, 7:30 p.m.
Where: West Branch, Berkeley Library
1125 University Avenue, Berkeley
Guest &/or Topic: To be announced

LOCAL MORROW USER'S MEETINGS:

MUG/MARIN (Marin Users' Group) meets on the fourth Thursday of each month at 7:30 p.m. The address is P.O. Box 925, Mill Valley, Ca. 94942. For information, contact Susan Miller (415)383-6276 or Jim Kelly (415)472-1499. The group describes itself as a small but stimulating group which tries to diversify information for both novices and pros alike.

Stanford Morrow Users' Group, (S.M.U.G.) meets on the 2nd Wednesday of the month at 7:30 PM on the Stanford campus: Polya Hall (also known as Turing Auditorium), room 111. Info: Ed Gallaher (408) 749-9285 (H)

SCMDUG (Santa Cruz Micro Decision user's Group) is now meeting the first Thursday of the month at P.C. Land, 245M Mount Herman Road, Scotts Valley, 7-9 p.m. Info: Marianne Russell, Sect'y, 425-2061, office; 438-0662, home.

PETMUG (Petaluma Users' Group) meets on the 4th Thursday of each month at Advanced Information Management, 245 North McDowell Blvd. (in Petaluma Plaza), Petaluma, CA. For info. contact: Don Waite, 707/763-6891 or Dick Hoffman, 707/762-8286 or mailing address: P.O. Box 948, Petaluma, CA. 94953.

CLASSES:

Until now, we have offered classes on MODEM7, INTERMEDIATE CP/M, a NOVICE EMERGENCY CLINIC for beginners, PERSONAL PEARL for beginners, PUBLIC DOMAIN SOFTWARE, QUEST ACCOUNTANT PROGRAM, and an ADVANCED CP/M and SYSTEMS class. Now it appears that there is not enough interest in them to continue offering these classes. However, if interest grows in the future, these classes will be made available again. Classes will then be scheduled when enough participants sign up for them. For information, call BAMDUA (415) 644-2805.

***** ANNOUNCEMENT *****

Gene Korte, our public domain librarian, called to say he could not have the descriptions of the new library disks ready on time for this newsletter but they certainly will be ready by next time. He is planning on quite a lot of them -- about 8 - 12 new disks! He will try to have some ready for sale at our next BAMDUA meeting on September 24.

***** SPECIAL REQUEST *****

Due to the size of our office and staff (small and large, respectively), we must ask your cooperation in not visiting our space unless you have a specific appointment with one of our staff. We appreciate it greatly and are very happy to receive your letters and phone calls. -- Thanks, Dana.

***** REMINDER *****

This is the annual special reference issue summarizing all of our public domain software and newsletters since last fall's special reference issue. BE SURE TO SAVE IT FOR REFERENCE! We are also making this issue a SUPER SPECIAL LARGER ISSUE, to welcome you back from our "break."

FROM THE PRESIDENT'S DISK

by Sypko Andreae

Well, I hope you all had splendid vacations,-- soaked up enough sun, wind and rain to last you through the winter. And now it is back to school again. Speaking of which: Our BAMDUA classes almost died about 8 months ago because of lack of attendance, but now it is picking up a little bit. There are persistent rumours about a QUEST class and a EMERGENCY NOVICE CLINIC. When we have 5 people for each class they will happen.

Talking about rumours: Morrow Inc. seems to be in trouble again. We checked it out and we got this official statement: "Morrow is in a contractional dispute with a major supplier. Until this is resolved they have furloughed about 40 employees." Hard times ahead it sounds like. For more news check the BAMDUA SBBS (415) 654-3882.

While I am at it: The BAMDUA SBBS is doing well. Registered users--today there are 124 of which about 70% are BAMDUA members--contributed a "hard-disk fee" of $10 each towards a fund for hard-disk purchase. The MD5 has been in operation since May 15 and a clock was installed in late August. Now we are looking forward to an 16 Mb add-on disk. Here are some statistics:

MONTH	CALLS	MESSAGES	LAST CALLER	LAST MSG
MAY	661	188	661	188
JUNE	940	270	1601	458
JULY	930	345	2531	803
AUGUST	909	325	3440	1128

('AUGUST' is really August 7 through Sept 6). You can now buy very cheap modems, non-smart, 300 Bd. They cost about $25 in the mail and they work (says Mike Allen). Now there is hardly an excuse to stay away from modeming or to check your SBBS for the latest news.

Meetings are going to be interesting this fall. In September we have a printer demo night. Lots of new dot matrix and letter quality printers to play with for prices that will amaze you. It is a commercial demonstration designed for users groups. In October we plan on a fascinating panel discussion with four luminaries of the computer culture. I just hope they all can come. If they do you won't want to miss this discussion on the impact of our innocent looking perrsonal computers on society and the individual, and that means YOU. Given that some thought lately? Well, you better, before you turn into a pumpkin!

Speaking of pumpkins: Ah, well, that's for October. Just watch the October/November issue of the Morrow Owners' Review and its attendant "Floppy of the Bi-Month"; you don't want to miss that one either! Happy Back to School and may you make the most of it.

FROM THE MAILBOX

Dear Georgia,

As always, the July issue of the Newsletter was much enjoyed. The "Potpourri of Tips and Tricks" was excellent for a novice like myself. The WordStar notepad, tips on squeezing and unsqueezing files, and the dot command tips will be most useful. I, too, would like to see a review of "Write-Hand Man" and also "Notebook" as mentioned by Richard Danca. Keep up the good work.

-- Peggy Anderson

(Eds. Note: Thank you for those kind words! Also, many thanks for the feedback. I will plan future "potpourris." Coming up soon --I hope before this year is out --will be a review of WRITE-HAND MAN. Meanwhile, pick up a copy of COMPUTER CURRENTS (free), 3rd year, #7, August 27-Sept. 9, 1985, and read Ted Silveira's review of Write-Hand Man on page 32. I have not lined up a review of NOTEBOOK yet, but will try. Is there a user out there who has used it and is willing to tell us about it?)

Dear Georgia,

Thanks for the article "Supercalc Installation for the MDT-50" by Ellie Larsen, BAMDUA Newsletter, July 4, 1985. I've had trouble getting a response from Sorcim about the Installation Guide that was referenced in the article. Can you publish the necessary instructions in a newsletter article? Any other suggestions would be appreciated. Keep up the good work. Thanks.

--Bill LaBarge

(Ed.'s note: I'll try to get that information for our Newsletter. Meanwhile, see Bruce Kaufman's article in this issue. Many thanks for your appreciative note).

Response to Georgia's question in Pass the Notepad, July 1985 issue of BAMDUA Newsletter:

I tried displaying or printing decimal precision and found this to work. You first have to set-up one of the user defined formats. Then you must assign that format to whatever cell/cells you want. It sounds like you might have done the first but not the second.

To do the first, enter a /F,D and set one of the formats as desired.

Then, enter a /F,U(1-8) to set the cell/s as desired.

It worked slick. Hope this helps. I do not know an answer to your scrolling problem.

--Bruce Kaufman

*****

PASS THE NOTEPAD

Q: I have a question concerning PEARL. I have a mailing list with names and addresses under the file name of PROLIST. With the MD11 this file is located in user area 7. I backup by using PIP to copy over all PEARL files to a diskette. However, I cannot read any of the names on the mailing list under the TYPE command, which doesn't really matter. My problem arises when I reformat the hard disk the PEARL files are all erased. When I PIP all of them back into user 7, the internal PROLIST will not access the mailing list. It acts like it wants all the names recreated even though they are all in user 7 as before the reformat was done. Of course, I do not often reformat, but I do not want to lose all the names. ...I want to find out how to handle the match up before reformating and creating thw problem. Please advise me how to handle this problem. Thanks.

-- Jim Crosswhite, 312/498-1403
P.O. Box 754, Northbrook IL 60065

Q: I have an MD3 and wonder whether anyone may know a way to: (1) Pass data back and forth between QUEST and PEARL; (2) Pass data between QUEST and SUPERCALC; (3) Print checks with PEARL; (4) Print checks with SUPERCALC. Joseph M. Porres, 401 Fernando Montilla, Hato Rey, PR 00918.

Q: Does anyone know of a program, public domain or otherwise, that I could use that would enable me to use my computer as a typewriter? That is, I could see the text and then send it to the printer without getting a page eject as I would in WordStar. BAMDUA Library Disk #6 has a program called LTYPE which is a typewriter emulator, but I cannot get it to do what I want. Does anyone know hot to use it? Stan Naparst, 415/527-3156 (or write to me at 901A Santa Fe Ave., Albany, CA 94706).

A: I am in the process of reviewing a program that does just what you describe -- and am arranging a special deal for our members too! Hope to publish review in next issue. Will call you with info as soon as possible. --Georgia.

Trantor Hard Disk SUMMER SALE!

11 Meg	SAVE $100!	Only **$1195.**
23 Meg	SAVE $200!	Only **$1595.**
35 Meg	SAVE $300!	Only **$2095.**
47 Meg	SAVE $400!	Only **$2595.**

We've Got Your NUMBER!

Complete with

- Bios
- Format
- DiskMgr
- Arkive
- Configuration
- Head Positioning
- 6 Month Warranty
- And . . .

Now includes
MENUPAC
Create your own Menu-linked applications as easy as using WordStar!
FREE with every Trantor

SuperCalc2

from Sorcim/IUS, the world's best electronic spreadsheet, is included FREE with all Trantor Hard Disks.

Extremely fast and powerful, SuperCalc2 is THE big step up in spreadsheet capability.

And, if you're wondering about learning "one more program," SuperCalc2's simple command language is so easy to learn you'll be building your own super spreadsheets right away.

Free Hard-Disk Installation

for BAMDUA Members!

WestWind

1690 65th Street Emeryville, CA 94608 (415) 652-3222
Telex 756329 (DRIVE C UD), WU EASYLINK 62533500

SPECIAL DEALS

1. EUREKA!

EUREKA is a catalog program available to BAMDUA members at favorable discounts according to the quantity purchased. There are currently two versions of the program: an unprotected version at $75; a protected version at $50. The two versions are functionally identical except that the unprotected version runs in both CP/M 2 and CP/M 3 systems while the protected version has separate versions for CP/M 2 and CP/M 3. The company, Mendocino Software, plans to phase out the protected version after the unprotected version has been on the market for a few months.

As you can see from the following table, the more members who will buy EUREKA!, the greater the discount:

quantity purchased	discount	price/unit @ $50 list	@$75 list
2 - 5	25%	$37.50	$56.25
6 - 10	30%	$35.00	$52.50
11 - 25	35%	$32.50	$48.75
26 & up	40%	$30.00	$45.00

The only way to know how large a group we have and what our discount will be is for you to drop me a card with your name, address, and telephone number with your signiture showing your committment to purchase. If you have some specification (e.g., will buy only if we achieve 30% discount level), be sure to say so). I will announce in the next Newsletter what our status. If we have enough purchasers quite soon, I will contact you and let you know how much to make the check for (we have to allocate the shipping charge but we will be able to stave off state taxes!). The check must be made out to Mendocino Software Co., Inc. (NOT TO ME!). Send your card of interest and intent to:

Georgia Babladelis, Editor
1064 Sterling Avenue
Berkeley, CA 94708

2. ELECTRA-FIND

ELECTRA-FIND is a powerful program for finding and extracting information from your files on single or multiple disks. It is available to BAMDUA members at $20 off the regular price. The version reviewed in this issue retails for $50. I do not know what the latest version retails for, but it is probably the same or close to it. I was unable to find out on time.

O'Neill Software has made it relatively simple for you to get your discount. I have a number of coupons entitling members to the $20 off and will give one to each member who is genuinely interested in making the purchase. I will give you a coupon at the next meeting in Berkeley or you can write to me (address above) and include a SASE for me to send the coupon to you.

3. CHECKS & BALANCES

CHECKS & BALANCES is being made available to our members at a 15% discount. It retails at $74 (plus CA tax and shipping); members can have it for $71 (plus CA tax and shipping). Send your check or money order to VALCON, 1260 Westwood St., Redwood City, CA 94061. Specify your machine type and disk format. (See BAMDUA Newsletter, June, 1985, V.3, #6, p. 9 for a description of the program).

---

4. UNIFORM

An upgrade of UNIFORM (version 3) is available for hard disks, as well as for the MD2 and MD3. Persons alread owning UNIFORM may turn in their distribution disks plus $18 and get the upgrade. Persons wanting to purchase UNIFORM may benefit from a group purchase. The retail price is $69.95 but if we have 10 or more purchasers, we can get a rate of $44 (plus taxes and handling, of course); if we can get 25 or more purchasers, the price is even better: $39.75. UNIFORM was reviewed in Morrow Owners Review, V.2(2), April 1985, p. 23 by Tim Evans. Take a look. If you like the idea, call me to make arrangements.

Gene Korte
415/525-8944

5. REACHOUT

REACHOUT, a menu-driven telecommunications program that works with any modem, including the CTS MM-300 Modem System. A special version of ReachOut is available for all Micro-Decision computers. The price is $125.00 ($65.00 for the MM-300 version), plus 6% tax in California, shipping by UPS to a day time address included. Full end-user telephone support is provided by the manufacturer. Send $132.50 (includes tax and shipping) to Applied Computer Techniques, 21 Cottonwood Drive, San Rafael, CA 94901; 415/459-3212. ReachOut is reviewed in Morrow Owners' Review #2 & #3.

6. MAILERS

Members may combine their orders to a total quantity of 1,000 or more mailers (for floppies) for a special price of $.45 each and we will pay the shipping and handling charges on a single order shipped to one address. BULLDOG CONAINER CO., Glen Haven Rd., Soquel, CA. 95073.

NOTE: We need a BAMDUA member to volunteer to coordinate the order and be the recipient address for it! How about it out there?

*****

SOFTWARE REVIEW: ELECTRA - FIND

by Georgia Babladelis

Software: Electra-Find ($50 plus tax and $4 for shipping)
(See special price for Bamdua members)
Company: O'Neill Software
P.O Box 26111
San Francisco, CA 94126
(415) 398-2255

The ad claims that ELECTRA-FIND will "retrieve words, sentences, paragraphs, fixed length records, or blocks of text between any delimiter. It saves retrieved material in a new file or appends it to an existing one...You can search for any word or phrase in word processing files, data-base files, ASCII files, or other files. Documents can be searched just as they are; indexing is not required."

All the claims are true. Electra-Find is a speedy and powerful program for searching through single or multiple files for something you wish to find. You can save what you are looking for in another file, or you can use Electra-Find just to locate where something is.

Why bother to use it when you can use "find" on your word processing program? There are at least two excellent reasons why you would choose Electra-Find: (1) It extracts the information rather than simply locating it; it creates a file of the extracted information, if you want such a file for other uses. (2) It can search multiple files on one or more disks.

The program uses 40K bytes and requires a 64K computer with a CP/M operating system and one disk drive. Two disk drives make life much easier!

FLASH! FLASH!

If you are not already impressed by the features listed above, you will be when you learn that more features have been added recently:

(1) It can be run as a menu operated program or as a CP/M command. This means that you can tell Electra-Find to begin a search directly from CP/M, without going through a menu.

(2) You can perform boolean searches; this means that you can use operaters such as AND, OR, and NOT. The absence of this latter feature led me to list it as a drawback in my first draft of this review.

I have not had the opportunity to try out these last two features to report on them for this issue, but I will try to do so later and add a note in some future Newsletter.

Of particular interest to many is the fact that the manual is supremely clear! Information is well-organized and presented. Each step is a logical progression through the capabilities of the program. If you follow instructions for getting started, you can begin searching your own files right away and trying out the many variations available for your search.

The basic approach is straightforward and simple. Essentially, you must specify what you are searching for, where the search is to take place, and where the results of the search are to go. These three features are called: search, input, and output. Each of the three has options available. The program comes preset with default options most commonly used. The instructions on how to change those defaults and save your changes are clear and easy to perform. Thus, at each point you select your options or stay with default selections.

For example, the first requirement is to specify that for which you are searching. At that point, you can call up the "search options" and choose exact matches or phonetic searches, etc. You may opt to search for sentences, paragraphs, or words. There is an "advice" section available if you wish to refer to it for help. Each opportunity to ask for advice is related to the context of what you are doing; you get specific advice about available responses to a particular prompt.

Next, you must tell the program where your files are that you wish to have searched. The default is set for drive A and I changed that immediately to drive B. That way I could keep putting in as many disks as contained files I wanted to be searched. You have options for skipping certain files, seeing what is in certain files, using directories, using wildcards, etc. All of the options are clearly and fully explained. Once again, specific advice is available to you.

And last, of course, you must let **Electra-Find** know what you want done about the results of your search. For example, do you want a result identified by the line number of the sentence in which it is found as well as the name of the file in which any given result appears? Do you want to print it out or just view it? Again, you can call up some helpful advice, if you wish.

I had several disks full of files of correspondence with my editor at Holt, Rinehart and Winston regarding my recent text book and I used **Electra-Find** on those files to test it out. I searched for references to several items; e.g., royalties, sales, deadlines, number of copies, art work, advertising, etc. Electra-Find performed well and provided me with a running account of what was going on. I could see on the screen which file was being searched and if something was found, what line it was on and in what context it was found (e.g., the sentence). I had the results of my search put into a file so that I could easily refer to my file on royalty arrangements, lets say, and have all the information in one place as well as information about where it originally occured.

I timed the performance of **Electra-Find.** Searching 30 files on one disk for a rare item took under 3 minutes. Searching those same files for a relatively commonly occuring item took under 4 minutes. It felt slow but when I tried to think of "slow compared to what?" I concluded that it was a fairly brisk romp through 30 files after all.

Are there any limitations to **Electra-Find?** Yes, there are a few and they can be viewed either as minor or major, depending on your needs. Here are some drawbacks:

1. The fact that its use does not require formatting or indexing of your documents (a definite plus) means you do not have to have keywords and such but instead can search for anything you want; however, it also means it retrieves information slower than a data base manager can do. I cannot forsee using it on my data base files, for example, because dBase II can be used more speedily and efficiently for my purposes. However, it sure beats searching all those text files with a word processer.

2. It is not suited for searching files created by spreadsheet or accounting programs.

3. A maximum of 200 files can be searched in one search. At the moment, that does not bother me, nor can I forsee that it would. There is no limit to the size of a file being searched and the size of the output file of results is limited only by your disk capacity.

Suggested uses for **Electra-Find** listed in the manual include:

A writer can find every reference to a specific character in a book;

An attorney can create a list of all statements in a contract which require action by a client;

A business person can find all letters, invoices and other documents which refer to a particular purchase order;

A researcher can accumulate notes in several files, then consolidate them later by topic.

This gives you a good idea of the specific uses to which **Electra-Find** can be put, and for such specific uses it is very good indeed.

If you know your are searching text, not data bases, and that is what you want to do, then ELECTRA-FIND does a superb job of it. Check out the special price offer for BAMDUA members in Special Deals.

*****

SOFTWARE REVIEW:
EUREKA! A DISK CATALOGING PROGRAM

(plus a comparison to some public domain catalog programs)

by Georgia Babladelis

Software: Eureka! A disk cataloging program
By: Mendocine Software Company, Inc. 707/459-9130
P.O. Box 1564, Willits, CA 95490
Price: Unprotected version, $75; protected version, $50 (to be phased out). See Special Deals for BAMDUA members.

This is not the first time that **Eureka!** has been reviewed, and it probably won't be the last time. It is an excellent cataloging program whose use evokes an enthusiasm in the user to share the information with others.

Although there are other catalog programs available both in the public domain and commercially, only **Eureka!**, to my knowledge, allows you to make comments describing your files and/or disk volumes as you create them, which then become part of your catalog. When you use **Eureka!** to organize the files in your catalog, your comments are included. That means that if you have written half a dozen letters to John Doe but you don't quite recall what you said in which, **Eureka!**'s display of the file names and your comments will tell you precisely what you want to know.

I tried out **Eureka!** on the past year's Newsletter disks. Because it would be a "pain" to enter and comment on each of the files on each disk, **Eureka!** provides for a relatively simple and fast way to comment on disk files after the fact. All you do is enter the file with the unique disk name and follow **Eureka!**'s conventions for notating the files contained therein. For the current Newsletter files there was no problem. I am including comments for each article as each file goes on disk. From now on I will be able to know what some esoteric file name really contains.

Two earlier reviews of **Eureka!** are well worth your time to read. In the December 1984 User's Guide, issue 11/12, p. 87, **Eureka!** is compared with Catalog, describing the pros and cons of each program. The reviewers, Tony Bove and Cheryl Rhodes, decide in favor of **Eureka!** largely because of its ability to include comments made about files as the files are created. Take a look at that review to get a good idea of cataloging programs in general, **Eureka!** in particular. The review provides some pictures of what the menus look like.

In the October 1984 Bamdua Newsletter, V.2, #9, p. 20, Gene Korte wrote an enthusiastic and favorable review of **Eureka!**

(Ed.'s note: A recent review by E.L. Preminger appears in the latest issue of M.O.R., V. 2, #4, Aug/Sept 1985, p. 45).

Here are some of the features of **Eureka!** some of which are also highlighted in Gene's review:

You get a directory of all your files on ALL your disks at once with information about the space status of each disk.

You may view (and/or print out) all your files in alphabetical order or organized by disk. You may list the disks in your catalog. Moreover, you may list certain files only by use of wildcards and other CP/M conventions. For example, if you want a special list of all your files which run on Basic (the BAS extension), then tell **Eureka!** to give you *.BAS files! Or all your MODEM.* files, etc. You get the idea!

You may wish to look at only commented on files or files with certain kinds of comments, or even at a list of files which lack any comments at all. Perhaps you want to see all the "angry letters" you have written. You tell **Eureka!** the nature of the text you are seeking and **Eureka!** will tell you which files contain those comments and on which disks those files are to be found.

You can combine requests with boolean parameters. Using the conventions for "and" "or" "not" you can ask to see a list of all your files about Modems and Mdms but not files which do not begin with M, etc. Furthermore, you can combine requests not only in the type of file name but also in combination with type of disk and nature of comment. For example, perhaps you want to see only those letters which are personal (not business) about loans of money. With **Eureka!** it's a snap.

You cannot have more the 255 disks per catalog, but the number of files included in the catalog depends on the number of files you have on disks. **Eureka!** keeps you informed of the number of disks in your catalog. The date of your last update is displayed also, if you enter a date.

There are special instructions for handling "user areas" and systems with hard disk.

Eureka! is fast; most commands are executed with single strokes.

The manual is easy to follow and has a tutorial.

System requirements are a minimum of 48K of RAM and two disk drives. It comes in Morrow format and is easy to install. **Eureka!** now comes in two versions: (1) an unprotected version now in its final testing which will be sold for $75; this version runs in both CP/M 2 and CP/M 3 systems. (2) a protected version which has separate versions for CP/M 2 and CP/M 3 and is available for $50. (The protected version will be phased out after the unprotected version has been on the market for a few months. There are special discount rates available to our members for group puchase. See Special Deals for information.

We have available to us, also, catalog programs in the public domain. Those members who have taken advantage of the rich public domain know that it is a "gold mine" of programs, practically free for the asking. Members of user groups pay nominal disk and handling costs for the convenience of getting the proper format.

Two catalog programs available in the BAMDUA library are NCAT (see library volume 13) and YANC-23 (see library volume 28). Public Domain catalog programs are fully reviewed by Benjamin H. Cohen in the February 1985 User's Guide, #13, p. 43. Read that review for a full description of what is available. For a more recent review of public domain catalog (and library) programs, see Ted Silveira's article in Computer Currents, Third Year, Number 5, p. 32. He reviews YANC-23 and MCAT45. I have not used MCAT45, but it sounds much like NCAT. I have used both NCAT and YANC-23, and will give you my opinions here, comparing them with each other and with Eureka!.

Frankly, I fell in love with NCAT sometime last year when I wanted to bring some order into this chaos of disks -- especially the Bamdua library volumes. In order to be able to tell you where you could find anything, I needed to catalog the disks. I used NCAT to do that, and as you know from various articles in this Newsletter, I can tell you on which Bamdua volumes you will find whatever programs are being talked about. Later, when YANC became available in our library, I wanted to see how it compared with NCAT. Here are some comparisons among NCAT, YANC-23, and EUREKA!

Unique disk names: All the programs require that you have unique disk names so that each disk can be catalogued. For NCAT you must have already named your disks (using your word processor). For both YANC-23 and EUREKA! you can assign a disk name during the cataloging process-- a real plus!

Renaming disks: Impossible to do with NCAT unless you do it with each disk using your word processor. Both EUREKA! and YANC-23 allow renaming to be done in the process of updating the catalog.

Handling disk name foibles: Three of the Bamdua library volumes had peculiarities in their disk names which affected the three catalog programs differently. Volume #7 contains the usual name (-Bamdua.007) plus another file (-Readme.doc). Volumes 16 & 17 both contained the usual names (-Bamdua.016 and -Bamdua.017) plus backups (-Bamdua.bak; -Bamdua.bak). Since the beginning dash is what is used in catalog programs to discriminate unique disk names, such an abundance of "dashed" names is bound to cause some disturbance. And it did. EUREKA! had no problem with volumes 16 & 17. Its default exclusions kept backup files from being a problem. EUREKA! informed me that it could not catalog #7 because of the multiple disk names. I knew right away what was happening and had the option of renaming the disk so it could be cataloued. NCAT had no problem with any of the 3 potential hazards. It took the first dashed name (in this case all the Bamdua names) and processed the disks accurately. YANC-23 processed the two "BAK" disks (thus, the

files on -Bamdua.016 and -Bamdua.017, as well as those disk names themselves are all reported as being on -Bamdua.Bak. Disk #7 never was processed. YANC-23 did not inform me that there was a problem and that one disk did not get into the catalog.

Exclusions: On all three of them you can specify which files you want excluded from the catalog. For example, system files might be such a choice.

Speed: Both NCAT and EUREKA! are fast. EUREKA! is fast even with comments being included in the catalog. YANC-23 takes nearly three times as long. (I catalogued the same set of disks for comparison). The difference in time stems from the nature of the commands. Both NCAT and EUREKA! tell you, in effect, to enter the next disk to be cataloged and with one key stroke by you, the process begins. It goes fast and you are kept busy entering new disks in drive B. YANC-23 is not clear about what you are to do, although it is simple to figure out. The message tells you to press return (or enter) when ready. What you do is put a new disk in drive B and press return, which takes you to the menu, make a choice to update, which takes you to a query about are you ready, then press return again to indicate you are ready to catalog that disk! All in all, there are 3 key strokes and the time does add up!

Information during process: Both NCAT and YANC-23 tell you a great deal about what is going on as you catalog each disk; EUREKA! does not. NCAT tells you the most information during the process of creating or updating the catalog. For example, with each disk entered, NCAT tells you which disk is being processed and lists the files as they are being processed AND it tells you how many files are now in the Master Catalog File with each addition! I found this to be a useful and informative feature. YANC-23 tells which disk is being catalogued and lists the files being catalogued. You can see the difference in time at this point between NCAT and YANC-23. The name of the disk and the names of the files are speedily presented by NCAT; the same process takes much longer in YANC-23. Additionally, NCAT tells you the number of files now in your Master Catalog and it is still faster. While EUREKA! does not list the files being cataloged during the update process, it does show the name of the disk and the number of files cataloged. This gives an idea of what is going on during cataloging while maintaining speed.

Information in summary: Using the XCAT program with NCAT, you can get a report summarizing the number of filenames in the catalog and how many unique names there are. A very handy feature. After you have cataloged your disks, EUREKA! tells you how many disks are in the catalog. Every time you boot up EUREKA! you are informed about the number of disks in the catalog. YANC-23 doesn't help here.

Specialized searches for information: Both YANC-23 and EUREKA! permit you to list by disk or by alphabetized file, to list for special file names, etc. EUREKA! lets you know if something cannot be found; YANC-23 leaves you in (blissful?) ignorance. For example,

when I tried to find disks #7, #16, and #18 (see above comments), YANC-23 did not tell me they could not be found; nor did it tell me that two of them were called something else! NCAT does not provide any special search features, a real limitation.

Printing out information: All three programs provide for printing out the catalog. All three tell you which disks have free space and how much. Both YAN-23 and EUREKA! tell you the size of each file and the size of each disk as well. YANC-23 is inaccurate in reporting the size of free space on a disk (a problem noted by its creator) --it tends to overstate the amount of space left. The format of each printout differs also. NCAT, through LISTCAT, gives an alphabetical listing of files and the disks on which they reside. If a file is on more than one disk, it is printed out across the page. For example, the file Index.com is on both Bamdua.006 and Bamdua.023. The file names are printed down one column. For a large catalog several pages are printed out; the pages are numbered. I like this format very much because of the ease of spotting the resident disks for any particular program.

For EUREKA! and YANC-23 what gets printed out depends on what you asked for: a list of files? of disks? etc. Using a list of files for our comparison (ala NCAT): EUREKA! prints out a column of alphabetized file names, giving the size of the file, user area, and disk that it is on (in that order). The pages are numbered. The listing is double spaced (unless you change the default to single spacing), thus taking up twice as much paper as NCAT (but not necessarily). Also, if you have commented files, comments are printed out if that is your choice. If a file appears on more than one disk, it is listed twice with the appropriate location given. YANC-23 is the most conservative with paper. The alphabetized files are printed out in two columns across the page, giving the name of the file, the disk on which it is found, and the size of the file (in that order). The pages are not numbered. If a file appears on more than one disk, it is listed as often as required. I appreciated the fact that less paper and more compact listing was possible compared to EUREKA! (even with single spacing). Since both these programs print duplicated files by repeating them as often as necessary, I found it easier to read the single column list produced by EUREKA! to find the number of instances and locations of a particular file than to read across columns in alphabetical order, as produced by YANC-23. But if I am going to use that much paper and I want to know how many different disks are involved for a particular file, I'll take LISTCAT's print feature with NCAT anytime!

Size of program: EUREKA! takes up 22K and left me 98K for use after the catalog of BAMDUA disks was made. NCAT, with its auxillary commands for functioning, uses 36K and gave me a Master Catalog taking up 20K; because of backups and other items, I had still 92K free for additions to my catalog. YANC-23 and its support system take up 46K of disk space and generate a Master Catalog (the same one as with NCAT) of 26K; what with backups, et. al., I have 88K left.

Summary: all three programs make catalogs of your disks. NCAT and EUREKA! are fast, YANC23 is slow. However, EUREKA! and YANC23 can produce combined listings that NCAT is not capable of doing. Therefore, EUREKA! is both fast and capable of multiple functions. On top of that, EUREKA! not only permits comments to be made at the time the catalog is created, but also allows comments which are made at the time of file creation to be included in the catalog. To my knowledge , no other cataloging program has both features. EUREKA! comes out very well in these comparisons. I shall be using EUREKA! from now on for making my catalogs. But my first love, NCAT, will not be discarded. Bamdua library volumes might find themselves in two master catalogs --one by Eureka! because of the versatility and another by NCAT because of its preferred print out using Listcat.

If you are thinking of using a catalog program, give serious thought to Eureka! Check the special prices available to our members in the section called Special Deals, this issue.

*****

*****ANOTHER POSSIBLE SPECIAL DEAL*****

The Software Store of Marquette, Michigan is offering Morrow User Groups their MasterCom telecommunications program at discounts for group purchase. Here is how they describe it:

MASTERCOM is a full feature, easy to use 'smart terminal' and 'file transfer' utility that is available for most popular computers with CP/M-80 or PC-DOS compatible operating systems. MasterCom supports most communication protocols including Christensen Xmodem, Xon/Xoff, line at a time and no protocol. MasterCom includes the following features: Auto dial, host mode unattended operation, directory display and multifile transmission using wild card file specification, file erase, file rename, disk drive logging, stored responses invoked by a single key stroke, file viewing, upload text throttle, filter or ASCII display option for received control characters, on-line selection and revision of communication parameters, friendly menu installed and menu driven operation. MasterCom is our third generation product priced to sell!

MasterCom retails for $49.00 plus shipping per single unit. The multi unit purchase price is strucured to give a 50% discount for a minimum order of 4 units ($24.50 ea.); a 60% discount for a minimum order of 25 units ($19.60 ea.); and 70% for a minimum purchase of 50 units ($14.70 ea.).

NOW HERE IS WHAT IS NEEDED: A BAMDUA VOLUNTEER TO COORDINATE THIS SPECIAL DEAL FOR OUR MEMBERS -- THAT IS, TAKE IN THE ORDERS, THE MONEY, AND MAKE ALL THE ARRANGEMENTS FOR ORDERING AND DELIVERY TO END USERS. CALL ME IF YOU ARE WILLING TO DO IT. -- ED.

GUIDE TO PAST LIBRARY VOLUMES: CONTENTS OF V.18 - 30

IN THE SEPTEMBER 1984 ISSUE OF THE BAMDUA NEWSLETTER (V.2, #8) WE SUMMARIZED LIBRARY VOLUMES 1 - 17. CHECK THAT ISSUE TO REFRESH YOUR MEMORY ABOUT WHAT IS AVAILABLE IN OUR PUBLIC DOMAIN LIBRARY.

IN THIS SEPTEMBER 1985 ISSUE OF THE BAMDUA NEWSLETTER (V.3, #8) WE SUMMARIZE FOR YOU THE LIBRARY VOLUMES ADDED TO OUR PUBLIC DOMAIN LIBRARY SINCE THEN; i.e., VOLUMES 18 - 30.

-BAMDUA.018 VOLUME 18 OF THE BAMDUA LIBRARY

This disk contains two versions of a public domain spelling checker and a program to allow CPM to print a file while executing another program. The source code files are included for those of you who wish to modify the program or are curious as to how the task is accomplished.

In addition there are 3 programs for filtering and checking WordStar files (PURETEXT, PW2WS, CHECKWS).

Name	Size	Description
-BAMDUA 018	2k	-- You are reading it now.
CHECKWS COM	6k	-- Counts characters, words, lines, etc in WS file.
DICT DIC	56k	-- Dictionary for SPELL programs.
SPELLM20 COM	6k	-- Spelling checker
SPELLM20 DOC	20k	-- <-- Read me!
SPELLM20 MQC	38k	-- Squeezed source code for spelling checker.
SPELLM21 COM	6k	-- Updated version of the spelling checker?
PURETEXT COM	10k	-- Produces normal ASCII Text tile from WS file
PW2WS COM	8k	-- Turns hard RETURNS into soft RETURNS for Ws formatting (^B).
UNSPOL30 ASM	18k	-- Source code for spooling program
UNSPOL30 COM	2k	
UNSPOL30 DOC	10k	-- <-- Read me!

-BAMDUA.019 VOLUME 19 OF THE BAMDUA LIBRARY

This library disk contains utility programs. Some are useful for word processing, some apply more to program development, and one is useful if you would like to more fully understand how the computer performs its magic!

NAME	Size	Description
-BAMDUA .019	2k	-- You're reading it now
APPEND .AQM	2k	-- Squeezed source code file
APPEND .COM	2k	-- Appends one file to another one

```
APPEND  .DOC   2k -- <-- Read me!
BITMAP  .ASM  10k -- Source code file
BITMAP  .COM   2k -- Similar to ALLOC.COM on another BAMDUA volume.
CRCK4   .ASM  12k -- Source code file
CRCK4   .COM   2k -- Generates a Cyclic Redundancy Check value for
                     files
DDTF    .AQM  12k -- Squeezed source code file
DDTF    .COM   2k -- Allows DDT to search for arbituary length strings
DDTF    .DOC   6k -- <-- Read me!
DIRR    .COM   4k -- One more sorted directory utility!
DIRR    .DOC   4k -- <-- Read me!
EM2     .AQM  16k -- Squeezed source code file
EM2     .COM   4k -- Want to know how computers work?  Here's how!
EM2     .DOC   6k -- <-- Read me! (8080A instruction set emulator)
ERAA    .COM   2k -- Erase an ambiguous set of files WITH
                     confirmation!
ERAA    .DOC   2k -- <-- Read me!
FILTER11.AQM   4k -- Squeezed source code file
FILTER11.COM   2k -- Remove control codes except CR, NL, and TAB!
FILTER11.DOC   2k -- <-- Read me!
IF      .AQM   8k -- Squeezed source code file
IF      .COM   2k -- Conditional for use in SUBMIT files!
IFSKIP  .DOC  18k -- <-- Read me!  Documentation for IF and SKIP.
LINES   .COM   2k -- Counts number of lines and characters in a file
LINES   .DOC   2k -- <-- Read me!
LIST    .COM   2k -- Start printing a large file in the middle!!!
LIST    .DOC   2k -- <-- Read me!
MDBITS  .COM  10k -- MD2 Rev.1 printer/modem port can be set to
                     19200 Bd
MDBITS  .PAS   2k -- Pascal source code so you can see how it is
                     done
SKIP    .AQM   4k -- Squeezed source code file
SKIP    .COM   2k -- Conditional for use in SUBMIT files!
SUBGEN10.DOC  14k -- <-- Read me!
SUBGEN12.AQM  14k -- Squeezed source code file
SUBGEN12.COM   2k -- Generate SUBMIT file without using an editor!
```

-BAMDUA.020 VOLUME 20 OF THE BAMDUA LIBRARY

This volume contains the first part of the "Small-C" library. The rest of the routines can be found on -BAMDUA.021. Also included on this volume is a program that allows you to use the computer as a calculator -- with one very useful difference: it shows the results in hexadecimal as well as decimal!

```
  Name        Size     Description
------------  ----  ------------------------------------------------

-BAMDUA .020   2k -- You're reading it now
@       .COM   6k -- Turns your computer into a fancy calculator!
@       .DOC   6k -- <-- Read me!
C       .DEF   6k -- Global definations for "Small-C"
C       .DOC   4k -- <-- READ ME! (if you want to use "Small-C"!!)
```

```
C        .SUB   2k
C1       .C    12k
C1       .COM  32k
C2       .C    14k
C3       .C     6k
C4       .C     6k
C5       .C     8k
C6       .C     4k
C7       .C    14k
C8       .C     8k
C9       .C     4k
CC       .SUB   2k -- Use to compile 'C' programs
CL       .SUB   2k -- Use to link 'C' programs
LINK     .COM  14k -- Linker for "Small- C" (Rename to 'CLINK.COM'?)
STDLIB   .ASM  26k -- Source code file
STDLIB   .TXT   4k
```

-BAMDUA.021 VOLUME 21 OF THE BAMDUA LIBRARY

This volume contains the rest of the files needed for the "small-c" implementation. It also contains some extremely useful utility functions.

It also has MD19200 which will set your MD2 Rev. 1 Printer/modem serial port to 19200. With AUTO MD19200 you get this done automatically each time you boot up the the machine.

```
  Name        Size     Description
------------ ----     ------------------------------------------------

-BAMDUA .021   2k -- You're reading it now
ASSEMBLE.COM  22k -- "Small-C" assembler
FUNCTION.ASM   4k -- Source code file
FUNCTION.CRL   2k
MD19200 .COM   8k -- MD2 Rev. 1 pr/mod ser. port to 19200 Baud.
MD19200 .PAS   2k -- Pascal source code.
RPN     .COM   8k -- Reverse Polish Notation expression evaluator
RPN     .CQ    8k -- Squeezed C source code file
RPN     .DOC   6k -- <-- Read me!
RUNTIME .ASM  12k -- Source code file
RUNTIME .TXT   2k
SHOW    .ASM   4k -- Source code file
SHOW    .COM   2k -- Displays text file one screen at a time
SHOW    .DOC   2k -- <-- Read me!
STDLIB20.AQM  16k -- Squeezed source code file
STDLIB20.DOC   2k -- Updated version of STDLIB for "Small-C"
STDLIB20.TXT   4k
SUBMIT  .C     8k -- C source code file
SUPERDIR.COM   4k -- Another DIR program with some nice features
SUPERDIR.HLP   2k -- <-- Read me!  Documentation for above file
SUPERSUB.ASM  20k -- Source code file
SUPERSUB.COM   2k -- Replacement for CPM's SUBMIT.COM
SUPERSUB.DOC   6k -- <-- Read me!
```

SUPRSUB2.COM 4k -- Newer version of SUPERSUB.COM
TIME .ASM 14k -- Intermediate code form TIME.C
TIME .C 6k -- C source code file
WAIT .COM 2k -- Use in SUBMIT files to allow diskette changes
WAIT .DOC 2k -- <-- Read me!

-BAMDUA.022 VOLUME 22 OF THE BAMDUA LIBRARY

This library volume contains programs and other useful documentation contributed by BAMDUA members to help other computer users get more enjoyment and productivity out of using their computer systems.

From CHARLES NAIRN, Detroit, MI:

NEWDISK .PIL 2k PILOT program to automate formatting/copying of diskettes.
NEWDISK .DOC 4k <-- Read Me!

From DAN ROBINSON, San Francisco, CA:

WSPROPOR.DOC 8k Instructions for patching WORDSTAR's porportional spacing.
WS-QUICK.REF 8k Quick Reference Chart for Wordstar.
LSWEEP .COM 16k SWEEP program for viewing Library (.LBR) files.

From GEORGE WOO, San Francisco, CA:

MAGE311 .COM 2k Recover file remaining in memory after computer disaster.
MAGE311 .ASM 12k Source code and documentation.
UNERA16 .COM 2k Recovers deleted disk files using ambiguous filenames; i.e., wild-card specifications. Will work on hard disk systems.
UNERA16 .ASM 14k Contains source code and simple documentation.

Documentation for files contained in WS30/33.LBR contributed by GEORGE WOO:

WS30.DQC (DOC)

All known customization labels and memory locations for Wordstar 3.0 written by MILTON HICKS.

WS30.IQF (INF)

A panapoly of patches submitted by EVAN SCOTT of MicroPro for the use of members of the interest group. Includes, among others, the patch which surpresses display of system files (files with the system attribute). Made available to our customers here courtesy of Micropro International Corp.

WS30/33.TQT (TXT)

Short file taken from Microcomputing December 1983 contains locations for both 3.0 and 3.3 WordStar.

WS30/B.DQV (DRV)

This short patch can be installed in WordStar 3.0 so that WS will automatically boot up and then log in the B: drive.

WS30MSG.PAT

Short patch to bypass the time consuming messeges at the beginning of Wordstar 3.0. Written by MARK HOWARD from CYN BBS.

WS33.DQC (DOC)

All known customization labels and memory locations for Wordstar 3.3 by MILTON HICKS. Updated by Guy Gamble FOG and CPM SIG.

WS33.SQM (SYM)

Symbol file for Wordstar 3.3 compiled for use with SID.

WS33/B.DQV (DRV)

This short patch can be installed in WordStar 3.3 so that WS will automatically boot up and then log in the B: drive.

WS33CUS.TQT (TXT)

This file contains a list of labels and memory locations for using the Customization mode in WINSTALL for Wordstar 3.3.

WS33MSG.PAT

Short patch to bypass the time consuming messages at the beginning of Wordstar 3.3. Written by Guy Gamble FOG or CPM SIG

WSLSTPAT.AQM (ASM)

This patch overlays a patch area in WordStar, and patches the HAVBSY flag and LIBSY routine to allow printer output while editing, without long delays when the printer goes busy. No keyboard delay whatsoever should be experienced.

WSPATC.TQT (TXT)

Listing of addresses available to patch WordStar. Allows you to customize to your own taste. Valid for 2.26 and 3.0 on CP/M systems.
WSUFIX5.AQM (ASM)

This program is to be overlayed with WS.COM to fix the problem with the overlay files being expected in the current user.

-BAMDUA.023 VOLUME 23 IN THE BAMDUA LIBRARY

This library volume contains programs and other useful documentation contributed by BAMDUA members to help other computer users get more enjoyment and productivity out of using their computer systems.

From KEN GIELOW, Palo Alto, CA:

MDM7PTCH.HEX	2k	Change MDMUDEC's protocol from 2-stop bits to 1-stop bit.
MDM7PTCH.ASM	6k	Source code - modifies Intel's 8251A USART to 1-stop bit.
MDM7PTCH.DOC	2k	<-- Read Me!
SLM .COM	2k	Program to Set the Left Margin on a MP-100 printer.
SLM .ASM	4k	Source code -- Modify for use with a different printer.
SLM .DOC	2k	<-- Read Me!

From BOB PARKER, Los Angeles, CA area:

EDFILE .COM	12k	Powerful full-screen editor for ANY kind of CPM file.
EDFILE .DOC	10k	<-- Read Me!

From TOM CAMMARATA, SAN FRANCISCO, CA:

ALLMATH .BAS	20k	
MATH .BAS	10k	

From DAN ROBINSON, San Francisco, CA:

INDEX101.COM	12k	Generates an alphabetically sorted list of words in a file.
INDEX101.DOC	10k	<-- Read Me!
NSWP207 .COM	12k	More powerful version of NEWSWEEP!
NSWP207 .DOC	4k	<-- Read Me!
OCTAL .COM	4k	8080 Assembly Language Program. Great teaching aid!!
OCTAL .DOC	4k	<-- Read Me!
OCTAL2 .ASM	10k	Source code for 8080 Assembly Language Program.
OCTAL .CHT	6k	Supporting information for above 8080 program .

OCTAL .TBL	4k	Supporting information for above 8080 program .
OCTALASM.CPM	2k	Supporting information for above 8080 program .

From RICK ROWEof MORROW Inc., San Leandro, CA:

MARGIN .BAS 4k

From the UNKNOWN Members:

SETCHIP .COM	10k	UART Control Program for MD1, MD2, and MD3 only.
QWIKKEY .COM	2k	A Keyboard Redefinition Program.
QWIKKEY .DOC	4k	<-- Read Me!

-BAMDUA.024 VOLUME 24 IN THE BAMDUA LIBRARY

This Library Volume contains the MEX programs for the MD-2 and MD-3 computers along with the minimum amount of support files and documentaion. Library Volume 25 contains more documentation and several "READ" files written by various users. It also contains the assembler source code for the various overlays used to create the programs found on this disk as well as the uninstalled version of MEX112. A program to filter WS (and NW) files for use in electronic mail systems, etc. can also be found there. Use this program on MEX11DOC.WS to make it type-able on the screen. (You can use one of the other filter programs on one of the other BAMDUA Library Disks also).

FILES contained on this volume:

-BAMDUA .024	2K	You are reading it now.
MEX11DOC.WS	80K	Documentation for MEX11 in WordStar (or NewWord) format.
MEX-MD3 .COM	24K	MEX program for MD-3 computers that have a Rev. 2 board, i.e. have a parallel printer port. Your printer can be toggled on and off from within the MEX program.
MEX-MD2 .COM	24K	MEX program for MD-2 computers and MD-3 computers that contain a Rev. 1 board. Your printer CANNOT be toggled on and off from within the MEX program.
MEX .HLP	52K	File used with the MEX internal HELP facility.
INI .MEX	2K	'READ' file used to initialize MEX. Include 'SET 300' to run MEX at 300 baud (i.e. don't use SETUP or SETBAUD).

-BAMDUA.025 VOLUME 25 IN THE BAMDUA LIBRARY

This Library Volume contains more detailed documentation for MEX. The source files that were used to make MEX-MD2, MEX-MD3, and MEX-MD11 are included in SQUEEZED form because they wouldn't fit in their unsqueezed form.

Following is a table showing how I set various parameters in the source files to create the library versions of MEX for the MD-2 and MD-3:

MODULE:	CPM3:	LISTTST:	
MEX-MD2	NO	NO	;Rev. 1 board?
MEX-MD3	YES	YES	;Rev. 2 board?

Assemble files with above changes and type:
MLOAD MEX-MD?=MEX112.COM,MXO-MD11,MEXPAT11,MXO-SM13

MEX-MD11 -- Assemble files and type:
MLOAD MEX-MD11=MEX112.COM,MXO-MR10,MEXPAT11,MXO-SM13

This disk contains the following files:

FILTW .COM	2K	Filter for WS and NW files. Type the name with no arguments for help.
FST .MEX	2K	Sets Hayes modem to 18 secs to redial
GET .MEX	2K	Sends Xmodem s filename.typ and r same name
GETLIB .MEX	2K	Same as above for library file
MEX-MD11.COM	24K	MEX program for the MD-11, MD-16, etc. (NOTE: This program has NOT been tested!!)
MEX-RVW .TXT	4K	A review of MEX
MEX112 .COM	24K	Uninstalled MEX program.
MEX11UPD.DOC	10K	MEX 1.1 update explanation
MEXFILES.INF	8K	An explanation of how to use INI, GET, GETLIB, etc. files.
MEXINTRO.DOC	4K	A short introduction to MEX
MEXPAT11.AQM	4K	Squeezed update (patch) file file for MEX.
MEXNEWS .001	8K	The first in a series of news letters re MEX
MEXNEWS .002	10K	Second
MEXNEWS .004	10K	Fourth
MEXSUM .DOC	12K	A summary of the MEX doc file
MEX-EASY.DOC	8K	Some hints on how to use MEX
MLOAD .COM	4K	The loader program needed to overlay the .COM file with the MD and modem overlays.
MXKEY .KEY	2K	Sample function key file
MXO-MD11.AQM	12K	Squeezed assembly overlay file for MD-2 and MD-3.
MXO-MR10.AQM	8K	Squeezed assembly overlay for MD-11, MD-16, etc. (includes code for DART, etc.)
MXO-SM13.AQM	8K	Squeezed overlay for the Hayes Smartmodem and equivalents.
NSY .MEX	2K	Turns modem speaker back on after having been turned off by Q.MEX
Q .MEX	2K	Turns modem speaker off. Handy when auto redialing.
RCPM .PHN	2K	Sample phone list

SEND	.MEX	2K	Provides auto upload. Opposite of GET.MEX
SORTV	.COM	2K	Simple sort program for variable length records that are terminated by a CR/LF pair.
SORTV	.DOC	2K	<-- Read this!

*** NOTE *** RCPMS have massive documentation files for MEX, which you should look for if this isn't enough. To make a MEX.COM from scratch, examine the ASM files, and see if there's anything you want to change. If so, make the necessary changes with an editor and use ASM.COM to assemble each file. Then type:
MLOAD MEX.COM=MEX112.COM,MXO-MD11,MEXPAT11,MXO-SM13.
That's it! Now you have a new MEX program. Type HELP for internal help on how to configure MEX once it's up and running. Check the CONOUT: value in MXO-MD11.ASM if you're having trouble; you may have to change it to the address CPMADR.COM gives you for CONOUT: on your machine. (CPMADR can be found on an earlier library volume.)

-BAMDUA.026 VOLUME 26 IN THE BAMDUA LIBRARY

This library volume contains a Database Management program that is simple and easy to use, yet powerful enough for most tasks. Because it can sort on up to 10 keys and output your database files in standard ASCII format for use in other programs, this little gem could make learning to use Personal Pearl un-neccessary! Also check out the small but extremely useful program EDIT11.

ASCII2	COM	4k	Lists ASCII character chart on terminal.
DIRCHK	COM	2k	Utility to check disk directory.
DIRCHK	DOC	2k	<-- Read Me!
DISPLAY	COM	4k	Type ASCII files with ED.COM commands.
DISPLAY	DOC	2k	<-- Read Me!
EAC	COM	28k	Extremely high Accuracy Calculator.
EAC	DOC	6k	<-- Read Me!
EDIT11	COM	2k	Replaces CP/M's PIP, STAT, & ED commands!
EDIT11	DOC	14k	<-- Read Me !!!
PCFILE	COM	36k	Excellent Database Program !!! Easy to use and understand. Should be used instead of dBASE II or Personal Pearl for some applications because of its simplicity!
PCFILE	DOC	38k	<-- READ ME FIRST !!!
PCSORT	COM	26k	Utility for sorting PCFILE databases on up to 10 keys!
PCEXPORT	COM	16k	Utility to convert PCFILE databases to ASCII files for use in other programs.

-BAMDUA.027 VOLUME 27 IN THE BAMDUA LIBRARY

This library volume contains a program that allows you to treat a .LBR file as a mini-disk and use NSWEEP on it!! (NOTE: This version of NULU correctly handles the CRC values, i.e. it does NOT zero them like Version 1.0 does.)

MACREF	COM	2k	Appends cross-reference info to MAC's .PRN file using the .SYM file.
MACREF	DOC	2k	<-- Read Me!
LUDEF5	DOC	18k	Describes the structure of *.LBR files.
MLOAD23	COM	4k	Used to patch NULU11.COM with NULUTERM.HEX.
NULU	HLP	28k	Help file for NULU library utility.
NULU11	COM	16k	Combines LU and LSWEEP into one program!
NULU11	DOC	58k	<-- READ ME !!
NULUTERM	ASM	4k	Use to 'customize' NULU11.COM.
RS-232	DOC	4k	Guide to purpose and use of RS-232 signals.
SAFRAM	ASM	18k	Creates 'safe' partition below BDOS.
SAFRAM	DOC	8k	<-- Read Me!
SYSINF	COM	2k	Prints CPM system information on screen.
TRANSLAT	COM	4k	Converts 8080 nuemonics to Z80.
TRANSLAT	DOC	2k	<-- Read me!

-BAMDUA.028 VOLUME 28 IN THE BAMDUA LIBRARY

This library volume contains a memu-driven catalog system that is based on Ward Christiansen's FMAP, CAT, UCAT, and QCAT programs. Also contained on this disk is a program that will allow you to use CORRECT-IT directly with the ^S command from WordStar's No-File Menu. The WIPE series of programs automates the chore of erasing un-needed files from your disk. This program is particularly useful for hard-disk systems prior to doing a backup.

ABLELOAN	COM	16k	Calculates cost of money for various terms.
ABLEDATA	MSG	6k	Messages used by above program.
ABLELOAN	DOC	4k	<-- Read Me !
FOOTNOTE	COM	8k	Adds footnotes to WS and NW files!
FOOTNOTE	DOC	8k	<-- Read Me !
PATCH-IT	COM	4k	Use CORRECT-IT directly from WordStar!
PATCH-IT	ASM	30k	Source code for modifications if desired.
PATCH-IT	INF	2k	<-- READ ME !
PATCH-IT	DOC	20k	<-- READ ME !
TXT42	$	2k	Use with WordStar (or NewWord) to create message-writing COM files!
TXT42	DOC	4k	<-- READ ME !

WIPE	COM	2k	Removes unwanted files automatically!
WIPE	DOC	4k	<-- READ ME!
WIPE11	COM	2k	Another version of WIPE.COM
WIPE11	ASM	4k	Source code for customization by user.
WIPEALL	SUB	2k	SUBMIT file to 'WIPE' ALL user areas!
YANC-23	COM	34k	Menu-driven 'Yet ANother Catalog' system!
YANC-23	DOC	4k	<-- READ ME !!
YANC-23	HIS	14k	Additional documentation for YANC-23.
YANCTERM	PRM	4k	Parameter file for above program.
YANCTERM	ADM	4k	Sample parameter file for ADM terminals.
YANCTERM	SOR	4k	Sample parameter file for SOROC terminals.

-BAMDUA.029 VOLUME 29 IN THE BAMDUA LIBRARY

This library volume contains a series of dBASE II files to keep track of deductible auto mileage for tax purposes. This system was designed to run on an Osborne computer using Vers. 2.3 of dBASE II, but should work with little or no modification on dBASE II, Vers. 2.4. Be sure to check with your accountant on the specific requirements of the IRS, since failure to comply with ALL of their silly rules may void your mileage deduction!

This volume also contains a computerized address book program contributed by R. Stapp of San Leandro, CA., a fellow BAMDUA member. This program was written in Turbo-Pascal and includes a program to install it for use with various terminals. The program LD301.COM allows CPM 3.0 users to treat library files as separate sub-directories.

ADDRESS	COM	28k	Address database written in Turbo-PASCAL.
ADDRESS	DOC	12k	<-- Read Me!
ADDINST	COM	24k	Install program for Address database.
ADDINST	DTA	6k	Data file for install program.
ADDINST	MSG	4k	Message file for install program.
LD301	COM	8k	Treat LBR files as sub-directories!
LD3	DOC	4k	<-- READ ME !!
LD301	NOT	2k	Update note.
LD3	SET	2k	Contains patch addresses for LD301.COM with a description of their use.
CREATE	COM	2k	Set-up empty LBR file.
STAMPA	COM	16k	Program to Time-and-Date Stamp files.
STAMP	DOC	10k	<-- Read Me !
TEXT68		26k	<-- READ ME! (Printed in BAMDUA newsletter dated 12 March 1985).
IT	CMD	8k	Command file for mileage database.
IN84	DBF	8k	DBfile for input data.
DAY	DBF	2k	" for naming days-of-week.
MEMO	DBF	2k	" for default trip descriptions.
OUT	DBF	14k	" created by program.

TOTAL	DBF	2k	" created by program.
OUT	FRM	2k	Format file for OUT.DBF.
TOTAL	FRM	2k	Format file for TOTAL.DBF.

-BAMDUA.030 VOLUME 30 IN THE BAMDUA LIBRARY

This library volume contains a Resident System Extension (RSX) facility for CP/M 2.x, a disk-based checkbook maintenance program written in MBASIC, an Extended CP/M-80 Submit Facility, and a Mailing List System written in dBASE II. The Mailing List System was written in dBASE II, Vers. 2.3 for the Osborne I computer and an Epson printer, but should run with little or no modification on dBASE II, Vers. 2.4. If you don't have an Epson printer, the printer codes used in the Label printing routines may have to modified to work with your particular model of printer.

22RSX	ASM	14k	'RSX' module installation driver.
22RSX	DOC	12k	<-- READ ME !!
CONSOLE	22X	6k	A 'RSX' demonstration module.
EXPTABS	22X	2k	Another 'RSX' demonstration module.
CONSTAT	ASM	2k	Companion access program for CONSOLE.22X.
REMOVE	COM	2k	'RSX' module removal program.
CHEKBOOK	COM	24k	Checkbook maintenance program.
CHEKBOOK	DOC	2k	Documentation.
CHEKBOOK	BAS	12k	MBASIC 5.21 source code for CHEKBOOK.COM.
CHEKBOOK	DAT	2k	Personal header file for above.
CHEKBOOK	UPD	2k	Documentation update.
CHECKS	DAT	4k	Sample checkbook file.
DO	COM	20k	An Extended CP/M Submit Facility.
DO	DOC	8k	<-- READ ME !!!
DATE	DOC	2k	Data file containing current date.
LOG	COM	2k	Alternative to 'USER' that moves all of the $SYS file to new user.
SEARCH	COM	2k	Use?? (Contained in LBR file.)
MAILFACT	CMD	8k	Mailing list system driver command file.
MAILMENU	CMD	4k	Command file to display Main MENU.
MAILINST	DOC	20k	<-- READ ME !!!
MAILINST	INF	2k	Update information.
MAILADD	CMD	4k	Command to ADD information to DB file.
MAILCOPY	CMD	2k	Command to COPY file in WS format.
MAILEDIT	CMD	4k	Command to EDIT or DISPLAY DB file.
MAILLABE	CMD	4k	Command to print LABELS for mailing.
MAILLIST	CMD	4k	Command to LIST information in DB file.
LONG	DBF	2k	Database file used by Mailing List.
LONG	FRM	2k	Format file for above Database file?
LLONG	FRM	2k	Another format file for above DB file?
SHORT	DBF	2k	Database file used by Mailing List.
SHORT	FRM	2k	Format file for above Database file?
SSHORT	FRM	2k	Another format file for above DB file?

GUIDE TO PAST NEWSLETTERS: CONTENTS
V.2, #8 (SEPT. 1984) - V.3, #7 (JULY 1985)

THE TABLES OF CONTENTS FOR BAMDUA NEWSLETTERS SINCE VOLUME 1 IN 1983 THROUGH VOLUME 2, #7 JULY 1984 WERE SUMMARIZED IN THE SEPTEMBER 1984 BAMDUA NEWSLETTER, VOLUME 2, # 8.

IN THIS ISSUE WE SUMMARIZE THE TABLES OF CONTENTS FOR ISSUES OF THE BAMDUA NEWSLETTER SINCE THEN THROUGH JULY 1985, V.3, #7.

NOTE: In the interest of preserving space, the recurrent departments found in each newsletter will not be listed (e.g., announcement of meetings, newsletter submissions, from the president's disk, from the mailbox, pass the notepad, items available, classifieds, Bamdua officers, from the mailbox, notes from meetings unless there was a speaker, mailorder forms, advertisements, etc.). Therefore, only the articles which were published and any new departments that were added, are listed.

Sept. 1984 V.2, #8 TABLE OF CONTENTS

Summary of BAMDUA Library Volumes Available 18
Summary of BAMDUA Newsletter Tables of Content 14

Oct. 1984 V.2, #9 TABLE OF CONTENTS

George Did It. (Minutes From the Berkeley Meeting) 4
Filebase for the Micro-Decision 14
PIP's Devices--#2 18
Utilities in Review: Eureka! 20
WordStar: Emergency Tricks 22

Nov. 1984 V.2, #10 TABLE OF CONTENTS

Voting Information 10
From the San Francisco Meeting: 11
Trick or Treat
Utilities in Review: Mex 15
Review of Grafiks 2.4 20

Dec. 1984 V.2, #11 TABLE OF CONTENTS

Notes From the Berkeley Meeting 7
(Berghorn from Morrow; Liskin on dBaseII)
Two Column Printing with NewWord 16
Proportional Spacing 19
More on Proportional Spacing 21
Simultaneous Printing/Editing 22

Jan. 1985, V.3, #1 TABLE OF CONTENTS

European Language Instructions 11
Utilities in Review: Files 15

Feb. 1985 V.3, #2 TABLE OF CONTENTS

Notes from the Berkeley Meeting 9
(Stewart Brand on WELL)
Treasurer's Report 13
Proportional Spacing - A clarification 18
NewWord Control codes and Dot Commands 20

Mar. 1985 V.3, #3 TABLE OF CONTENTS

A dBASE System for Logging Auto Miles 8
More Precise Printing 16
Addressing Files 18
Utilities in Review: NEWSWEEP 21

Apr. 1985, V.3, #4 TABLE OF CONTENTS

Using two Printers 8
Bamdua and Tax Deductions 13
Simple Basics of Serial Communication 14
Equations with WordStar 17
Utilities in Review: PC-File 21
Flexibility with Gemini 10-X 24

May 1985, V.3, #5 TABLE OF CONTENTS

Equipment Help Call List- Update 5
Special Deals 11
A Review of Grafix 2.4 and Graphics Express 14
Utilities in Review: NCAT 21
Focus on Aging Eyes 23

June 1985 V.3, #6 TABLE OF CONTENTS

Notes from the Berkeley Meeting (Jeff Berner) 6
Special Deals 9
Software Review: DataPlotter 12
Left Margins by Dot Command 19
Modem Talk - The Bamdua BBS 22

July 1985, V.3, #7 TABLE OF CONTENTS

Correction re: DataPlotter 9
Special Deals 10
Potpourri of Tips and Tricks 11
(WS/NW Notepad; Squeezing Files;
Dot Commands; NW Special User Patches)
Software (mini) Review: PropStar 17
SuperCalc Installation for the MDT-50 20
Proportional Spacing And Printing 21
Proportional Printing on a Daisywriter 23
Keeping Current with the Public Domain 24

SUPERCALC INSTALLATION FOR THE MDT-50

FURTHER COMMENTS

By Bruce Kaufman

This article has some further comments about installing Supercalc 2 on the MDT-50 and may be of some help for other terminals. Thanks to Ellie Larsen for the information in the July 1985 issue of Bamdua, which helped me to get the Supercalc display that I wanted. I did not like the screen display as it was delivered from Sorcim, with the brackets at each end the cursor which hid some of the data in the cell, and also that it did not have reverse video for the cursor.

Sorcim set-up the program with the following information which can be seen when you get to the CUSTOM MENU in the installation program.

```
Option A.
     1. Clear Screen :    1, 1A          1 byte, ^Z
     2. Clear to EOL :    2, 1B, 54      2 bytes, Esc T
     3. Home Cursor  :    1, 1E          1 byte, ^^

Option B.
     1. Set Cursor Attrib.            : 0
     2. Clear Cursor Attrib.          : 0
     3. Set Border(Protect) Atrrib.   : 2, 1B, 28      Esc (
     4. Clear Border(Protect) Attrib.: 2, 1B, 29      Esc )

Option C.
     3. Down : ^J

Option E.
     B. No. of CRT attrib. : 0
        Guard Characters   : No
```

This configuration gives a border and protected cell of full intensity, and half intensity for the normal cell data and cursor. This is because in the MDT-50 Esc (is the End Write Protection, and Esc) is the Begin Write Protection. The default in the MDT-50 is to display the protect in half intensity. By reversing numbers 3 and 4 of Option B would give a half intensity border and protected cell, and the normal cell data and cursor would be at full intensity.

Ellie's MDT-50? configuration was not clear. I think the Option A should be No Change(Leave it alone) rather than None. I set up the rest of it as shown in the article.

Option B.

1.	3, 1B, 47, 34	Esc G 4
2.	3, 1B, 47, 30	Esc G 0
3.	3, 1B, 47, 44	Esc G 44
4.	3, 1B, 47, 40	Esc G @

The display then had half intensity reverse video for the border and protected cell. The cursor was full intensity reverse video, which makes it real easy to spot on the screen. Normal cell data was half intensity which I would like to see at full intensity, so I proceeded further.

I wound up with the following which was the same but had the normal cell data at full intensity.

Option B.

1.	3, 1B, 47, 34	Same as above	
2.	3, 1B, 47, 30	Same as above	
3.	5, 1B, 70, 44, 1B, 29	Esc p D Esc)	:Lower Case p
4.	5, 1B, 28, 1B, 70, 40	Esc (Esc p @	:Lower Case p

From the MDT-50 manual:

Esc G sets the display attribute which means that you can control what each character on the screen can be in terms of intensity, reverse video, blinking, underlining etc.

Esc G 0 = Normal full intensity
Esc G 4 = Reverse video, full intensity
Esc G @ = Normal half intensity
Esc G D = Reverse video, half intensity

The Esc p n sets the write protection attribute which tells the terminal what the display attribute should be for all the characters that follow the Esc) and until the next Esc (is sent which ends the write protect mode. Esc p n is similar to the Esc G n sequence.

^Z will clear the screen to the insert character which is normally a space.

Esc T --Erase to end of line with insert character. Will replace all characters from the cursor to the end of the line with the insert character which is normally a space.

^^ --Home Cursor. Moves the cursor to the home position which is row 1, column 1.

All of this should work exactly the same on the Freedom 100. My MDT-50 (Freedom 50) manual shows it as having the same codes.

I also tried Ellie's ADM-31 mod. and it did not work well at all. The option A does not clear the screen so I changed line 1 to a 1,1A. Also there is a typo error for line 1 of option B. It should be 3,1B,47,34 not 24. Then running this configuration gave a top

border and cursor of reverse full intensity, and a side border, normal cell, and protected cell of normal full intensity.

I tried another configuration which was

Option B.

1. 1B, 47, 34	Esc G 4
2. 1B, 47, 30	Esc G 0
3. 1B, 29	Esc)
4. 1B, 28	Esc (

and it gave both borders and the protected cell data in half intensity. Normal cell data was full intensity, and the cursor was reverse full intensity. Sorcim's caution came true on this one in that the cursor disappeared when it was placed on a protected cell and was hard to find on the screen. If you don't use protected cells then this won't bother you.

I tried to give a little more background for those who want to use these ideas for different terminals.

*****

NEWWORD
WORD PROCESSING TRAINING

- Individualized Tutoring
- Group Instruction
- Custom Applications Training
- Application Development
- Office Procedures Design

CTE ASSOCIATES

Specialists in Computer Education and Training

108 ALTURA VISTA
LOS GATOS, CA 95030
(408) 370-7976

ALL THAT'S CLASSIFIED

==========

Documentation design, consultation, and writing by experienced technical writer who specializes in concise and easy-to-read manuals for end users. Call Lenore Weiss at 415/953-7609.

==========

Doing your own thesis/dissertation? Consultation in APA, Turabian, Campbell formats; proofreading, editing. 10% dicount to BAMDUA members. Nancy Schluntz, Wordsmith & Copycrafter, 415/537-9172.

==========

MORROW MD-1E. Exactly the same as an MD-3E except it has only one double sided drive. With MT-70 terminal. Brand new in factory carton with full warranty, $895. Second disk drive w/all hardware, $129. Liberty 100, $325; Morrow MP-100 printer, $250. H.L. Whitaker, 9639 Dorothy Ave., South Gate, CA, 90280, 213/566-3556.

==========

FORGET THE PEARL! Order customized database programs. Menu driven: Enter, Correct, Delete, Search, Sort, Print. ADDRESS AND PHONE BOOK, ALBUM LIST, RECORD LIST, NOTE PAD, and more. Guaranteed. Send for Catalog. KCS SOFTWARE, 927 Mears Court, Stanford, CA 94305, 415/493-7210.

==========

COMPUTER TUTOR: I make house calls. Individual tutoring specialist especially for beginners. Programmer, Debugger, Systems Analyst. Roger Barker 415/397-8291. San Francisco, Berkeley, Oakland, Walnut Creek, Danville.

==========

FOR SALE: MD11 w/10 MB hard disk, 12" monitor. Also CP/M, WordStar, SuperCalc, Quest, Pilot, Personal Pearl, Accounting Package, Manuals. New in box. $1645. Call 415/431-7440, ask for Volker Kirstein.

==========

FOR SALE: MD3. All original software plus dBaseII, SuperCalc, Uniform, and other utilities. Excellent condition. $800 or b/o. Call Joseph, 415/550-7708.

==========

FOR SALE: NORTHSTAR HORIZON:S-100 bus, 4mhz CPU with 48k of RAM. DC-HAYES 300 baud S-100 modem w/MODEM 6. Two SSDD floppy drives. Parallel and serial ports. CP/M, Northstar DOS, WordStar, SuperCalc, several languages and scads of other software with documentation. $750. HEATH H-19 available at additional cost. Karl Monstream, 3414 75th Ave. N.W., Gig Harbor, WA 98335, 206/265-2152.

==========

FOR SALE: Two little-used single-sided disk drives (from MD2), $40 ea. or $75/both. Installation (including power supply, enclosure, and cable if wanded for add-on setup) available at reasonable cost. Call Julie, 415/594-1311.

==========

ORDER BLANK FOR BAMDUA LIBRARY VOLUMES

DATE:_____ YOUR PHONE:_____

YOUR NAME:_____

ADDRESS:_____

_____ ZIP _____

PLEASE SEND ME THE FOLLOWING BAMDUA LIBRARY VOLUMES AT $8.00 PER FLOPPY. I HAVE JOINED BAMDUA AS A MEMBER.

(Note: See Newsletter V.2, #8, Sept. 1984 for summary of library disks (1-14) available to date; see Newsletter V.3, #8, Sept. 1985 for summary of library disks (15-30).

Below, you may circle your choice of library volume and under each choice, enter the # of disks you want, if more than one.

CIRCLE CHOICE: 1 2 3 4 5 6 7 8 9 10 11 12 13 14 15 16 17 18 19 20 21

(quantity): - - - - - - - - - -- -- -- -- -- -- -- -- -- -- --

CIRCLE CHOICE: 22 23 24 25 26 27 28 29 30

(quantity): -- -- -- -- -- -- -- -- --

Total # of disks _____

@ $8.00 each = _____

Check enclosed for $_____

Please enclose a check for exact amount. Mailing and packaging is included. Make check out to BAMDUA.
BAMDUA, P.O. BOX 5152
BERKELEY, CA 94705

==========

***** ANNOUNCEMENT *****

September 14 - San Jose, CA: Computer Swap America offers another of its one day personal computing bargain shows at the Santa Clara County Fairgrounds. New and used computer hardware and software, components, accessories and more are available from sellers in an informal indoor setting. Open from 10 AM to 6 PM. General Admission is $5. For more information call 415/366-9162 or write Computer Swap America, PO Box 620107, Woodside, CA 94062.

WHAT'S AVAILABLE

The public domain software library contains 30 volumes. They are available at meetings for $5.00 each, or through the mail for $8.00 each. Write a check to BAMDUA, Box 5152, Berkeley, CA 94705. Allow up to one month for delivery.

Back issues of BAMDUA Newsletter cost $1.00 for issues 1-3, and $2.00 for each issue after that. They are also available at BAMDUA meetings or through the mail. The price is the same either way. Make your check out to BAMDUA. Allow up to one month for delivery.

All back issues of MORROW OWNERS REVIEW are available for $3.00 each. They start with April 1984 and are published bimonthly.

In October the BAMDUA Directory (A listing of 300 members willing to share information with other members) will be a year old. Happy Birthday! As a gift to all, we offer a special price of $1.50 each! Need help? Want to exchange information? Buy the Directory!

SPECIAL DEALS: These arrangements are listed separately in each issue in the section called "Special Deals." Members are welcome to make such special arrangements with companies to the benefit of all our members. If you make such an arrangement, let the editor know so that it can be announced. Remember, you must be willing and able to coordinate the arrangement.

*****

BAMDUA OFFICERS

President	Sypko Andreae
Vice. President	Mitch Tannenbaum
Newsletter Editor	Georgia Babladelis
Librarian	Eugene Korte
Treasurer	Dave Rosner
Advertising Manager	(Vacant)
At Large	(Vacant)
At Large	Peter Campbell
At Large	Stan Naparst
Bamdua Staff	Dana Gaskin

ORDER BLANK FOR BAMDUA NEWSLETTER BACK ISSUES

DATE:_____ YOUR PHONE:_____

YOUR NAME:_____

ADDRESS:_____

_____ ZIP _____

PLEASE SEND ME THE FOLLOWING BACK ISSUES OF THE BAMDUA NEWSLETTER, VOLUME 1,2,or 3. I AM A MEMBER OF BAMDUA. (Volumes 1, issues 1+2+3 together cost $1.- . Issues #4, 5, etc. through the present Volume 3, #8 are $2.00 each.)

See V.2, #8, Sept. 1984 and V.3, #8, Sept. 1985 for summaries of past Tables of Contents for Newsletters.

ISSUE #	PRICE		COST
1983 Volume 1 (1+2+3)	1.00		_____
(4-8) each	2.00	CIRCLE CHOICES: 4 5 6 7 8	_____
1984 Volume 2 (1-11, no Aug. issue). each	2.00	CIRCLE CHOICES: 1 2 3 4 5 6 7 8 9 10 11	_____
1985 Volume 3 Each issue	2.00	CIRCLE CHOICES: 1 2 3 4 5 6 7 8	_____

Summary:

1st 3 issues: $_____

#issues @ 2.00 ___ = $_____

Total cost: $_____

TOTAL ENCLOSED: $------

Please enclose check for exact amount. Packaging and mailing is included. Make checks out to: BAMDUA

Mail to: BAMDUA
P.O. BOX 5152
BERKELEY, CA 94705

==========

THANKS

Many thanks to all of you who contribute articles, ideas, and feedback. Let us make this another great year!

— Georgia

MP-200



MP-100



MD-3P

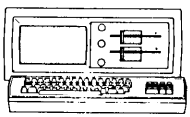

MD-5/11

MD-3

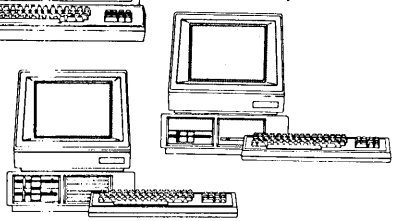

MORROW MD-3P $ 995
MORROW MD-3 with term'l $1,495
MORROW MD-11 with term'l $2,295
(10.8 Meg Winchester!!!)
Includes: NewWord, CorrectIt, SuperCalc, Personal P'rl, MBasic & $100 discount on MP-200 spec'l

EXT'L HARD DISK EXPANSION FOR MD 5/11/16/34 -Complete
MA11 (11Mb) .... $ 765
MA16 (16.4Mb) .... $ 865

LOCAL AREA NETWORK
Adevco/Morrow $ 350
For MD-3/3P/5/11/16/32
Specify which. Complete plus $45 for installation in unit.

MORROW PIVOT II PORTABLE
(COMPLETE IBM-PC Compatibility!!)
-With: Dual 5-1/4" Drives, **NEW 25 LINE BACKLIGHTED DISPLAY,** MS-DOS, NewWord & Battery.
256K RAM $2,195
640K RAM $2,895
OPTIONS:
1200 Modem $395
Ext'l Video $295

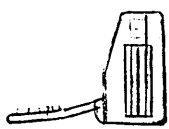

LETTER QUALITY PRINTER SPECIALS
LASER:8 pg/min, 9 fonts $2,795
MP-200: 18 cps w TRACTOR...$595
MP-100: 16 cps w TRACTOR...$395
For Morrow MP-100/200:
Tractors ...$130
Multi-Strike Ribbons ...$ 7
Print Wheels ...$ 18
Choice: Symbol, ASCII, ORATOR, Courier 10 & 12, Script & Mini Gothic 15

BUFFER/SWITCH SPECIALS
64K Print Buffer ...$199
Parallel Switch ...$ 99
Serial Switch ...$ 89
Parallel Cables ...$ 28

MODEM SPECIAL
Prometheus ProModem 1200/300 baud ...$329
Morrow Modem w Software...$149
Anchor Mark XII ...$229

SOFTWARE SPECIALS
NewWord Version 2.06 ...$ 90
Version 1.32 ...$ 60
Supercalc I ...$ 50
Turbo Tutor ...$ 29
Turbo Tool Box ...$ 39
Turbo Pascal Ver. 3.0 ...$ 49
Uniform (MD-2,3,5 or 11)..$ 65
ReachOut – Auto Answer for 1200 baud modems ...$144
SmartKeys II ...$ 49
HyperTyper(Typing Tutor)..$ 27
Proportional Star ...$ 69

WORLD BUSINESS CENTER

12186 WINTON WAY, LOS ALTOS, CA 94022

CALL 415/941-3269 TODAY

BAY AREA MICRO DECISION USERS ASSOCIATION
P.O. BOX 5152, BERKELEY, CA 94705

NON PROFIT ORG.
U.S. POSTAGE
PAID
BERKELEY, CA
PERMIT NO. 280



A MUTUAL SUPPORT NETWORK FOR USERS OF
MORROW'S MICRO DECISION COMPUTERS-
P.O. BOX 5152, BERKELEY, CA. 94705
(415) 644-2805