October 10, 1984 Volume 2 Issue # 9

BAY AREA MICRO DECISION USERS ASSOCIATION

BAMDUA



A MUTUAL SUPPORT NETWORK FOR USERS OF MORROWS' MICRO DECISION COMPUTERS-
P.O. BOX 5152, BERKELEY, CA.94705
415 : 644-2805

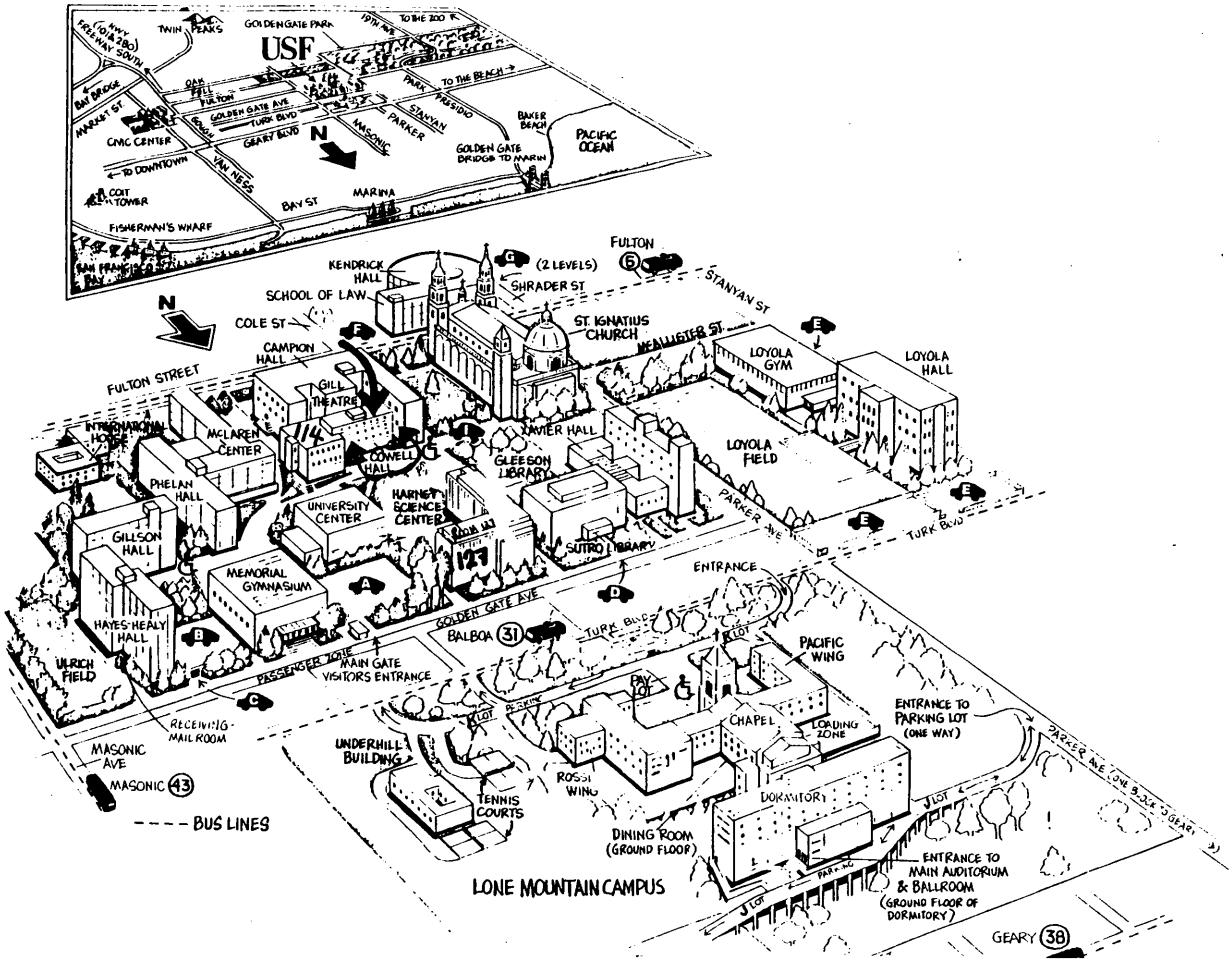
USF
TWIN PEAKS
GOLDEN GATE PARK
19TH AVE
TO THE ZOO
HWY (101 & 280) FREEWAY SOUTH
BAY BRIDGE
MARKET ST
OAK
FELL
FULTON
GOLDEN GATE AVE
TURK BLVD
GEARY BLVD
CIVIC CENTER
TO DOWNTOWN
VAN NESS
COIT TOWER
BAY ST
MARINA
FISHERMAN'S WHARF
SAN FRANCISCO BAY
PARK PRESIDIO
TO THE BEACH
STANYAN
PARKER
MASONIC
BAKER BEACH
PACIFIC OCEAN
GOLDEN GATE BRIDGE TO MARIN
N
KENDRICK HALL
(2 LEVELS)
SHRADER ST
FULTON
STANYAN ST
SCHOOL OF LAW
COLE ST
ST. IGNATIUS CHURCH
MEALLISTER ST
CAMPION HALL
LOYOLA GYM
LOYOLA HALL
FULTON STREET
GILL THEATRE
INTERNATIONAL HOUSE
McLAREN CENTER
COWELL HALL
XAVIER HALL
GLEESON LIBRARY
LOYOLA FIELD
PHELAN HALL
UNIVERSITY CENTER
HARNEY SCIENCE CENTER
PARKER AVE
TURK BLVD
GILLSON HALL
SUTRO LIBRARY
MEMORIAL GYMNASIUM
ENTRANCE
GOLDEN GATE AVE
HAYES-HEALY HALL
BALBOA 31
TURK BLVD
PACIFIC WING
ULRICH FIELD
PASSENGER ZONE
MAIN GATE VISITORS ENTRANCE
PAY LOT
RECEIVING MAIL ROOM
CHAPEL
LOADING ZONE
ENTRANCE TO PARKING LOT (ONE WAY)
MASONIC AVE
UNDERHILL BUILDING
ROSSI WING
MASONIC 43
TENNIS COURTS
DORMITORY
DINING ROOM (GROUND FLOOR)
ENTRANCE TO MAIN AUDITORIUM & BALLROOM (GROUND FLOOR OF DORMITORY)
LONE MOUNTAIN CAMPUS
GEARY 38
BUS LINES

TABLE OF CONTENTS

Table of Contents	1
Meetings	2
Newsletter	4
George Did It. (Minutes from the Berkeley Meeting)	4
From the President's Disk	6
Pass the Notepad	8
Items Available	11
From the Mailbox	12
Filebase for the Micro-Decision	14
PIP's Devices--#2	18
Utilities in Review: Eureka!	20
WordStar: Emergency Tricks	22
Classifieds	26
Bamdua Officers	27
Mailorder forms	27 -28
Muchas Gracias	27

BAY AREA MICRO DECISION USERS ASSOCIATION
A Morrow computer users' group

Monthly newsletter, Vol. 2, issue 9, October 1984

BAMDUA, P.O. Box 5152, Berkeley, Ca 94705
(415) 644- 2805

BAMDUA, the Bay Area Micro Decision Users Association, is open to all who are interested in Morrow's Micro Decision computers. Membership fee is currently $16 per year and includes a subscription to our monthly newsletter. For information, membership application forms, etc., please send a self-addressed stamped envelope to the BAMDUA P.O. Box.

The main BAMDUA meeting is held the last Tuesday of each month.

```
+++ Next main BAMDUA meeting: ++++++++++++++++++++++++++++++++++++
+                                                                  +
+   WHEN:    Tuesday, OCTOBER 30 1984, 7:30                        +
+   WHERE:   University of San Francisco's Cowell Hall,            +
+            Room # 114                                            +
+   GUEST:   Speaker to be announced.                              +
+                                                                  +
++++++++++++++++++++++++++++++++++++++++++++++++++++++++++++++++++++
```

LOCAL MORROW USER'S MEETINGS:

Marin,
For information call Susan Miller, (415) 383-6276

Stanford Morrow Users' Group, (S.M.U.G.) meets on the 2nd Wednesday of the month at 7:30 PM on the Stanford campus: Polya Hall (also known as Turing Auditorium), room 111. Info: Ed Gallaher (408) 749-9285 (H)

San Francisco CP/M Users' Group will meet Tuesday, October 9, 1984 at 7:00 PM at the West Portal Branch of the San Francisco Public Library -- 190 Lenox Way (at the West Portal Muni Tunnel) Basement Meeting Room. Info: call Garfield at 648-7368 or Roberta at 239-1778. The topic will be BASIC Programming Applications, including use of BASIC to format Pearl reports.

SCMDUG (Santa Cruz Micro Decision user's Group) is now meeting the first Thursday of the month at P.C. Land, 245M Mount Herman Road, Scotts Valley, 7-9 p.m. Info: Marianne Russell, Sect'y, 438-0662 or the store at 438-5971.

CLASSES:

Classes are scheduled as the need arises. The following classes are open to be scheduled as soon as there are enough participants signed up for them. Classes are kept to a maximum of 5 or 6 participants, except the Personal Pearl class (max 14).

Mail $10 to BAMDUA to reserve a space in class.
Info call BAMDUA (415) 644-2805

MODEM7 etcetera.

Intermediate CP/M class,

Novice Emergency Clinic,
A class especially to get over beginners frustrations.

Personal Pearl Class,
This is the third PP class taught by Rick Rowe of Morrow.
Half the participants need to a MD3 and two empty floppies.

Public Domain Software.

ReachOut Modem program.

QUEST ACCOUNTANT program.

Advanced CP/M and Systems class.

MISCELLANEOUS GET-TOGETHERS:

Personal Pearl users who want contact with others in their range of expertise, get in touch with Sandra Rider (548-0589) she is the person organizing these groups.

TOUR OF MORROW, third one, by Ed Niehaus. Oct./Nov. Call.

ANNOUNCEMENTS

BAMDUA is moving to a new office! With our new tax exempt status we can now offer our members tax deductions on any donations received by BAMDUA. BAMDUA office is moving! We will need filing cabinets, tables, chairs, a glass top light table?, curtains and anything else that would help start a new office.

NEW PHONE # 644-2805!!!!!!!!!!

BAMDUA has had some minor DBASE problems over the last few months and we are concerrned that we may have lost some of our label listings. If you suspect you may have been lost, please call Dana at the new BAMDUA phone number, 644-2805.

ELECTIONS: Ballots will be in the mail to all members. Return at the October meeting or by mail before Nov. 15, 1984.

NEWSLETTER

If you wish to submit material to the newsletter, please follow these guidelines:

- Submit material before the last Saturday of the month
- Submit hard copy along with a WordStar file on a SSDD diskette; left margin, default; right margin, 68 and right justified.
- Include your name, address and telephone number
- Send newsletter materials to: Newsletter Editor
  BAMDUA, P.O Box 5152
  Berkeley, CA 94705

Your disk (and "gift" for articles published) will be returned to you.

If you have questions about newsletter submissions, call me afternoons only on Wednesday or Friday (415-843-8167). If you have other questions, call the BAMDUA Office, 415-644-2805. Thanks.

*****

LOCAL MEETING EVENTS - BERKELEY

by Peter Campbell

GEORGE DID IT

In his second appearance before BAMDUA, George Morrow once again predicted the future. Morrow Micro Decision users have come to expect these predictions, and try to determine what they mean whenever they hear George speak. As we all know, Mr. Morrow will not be pinned down, and when asked a direct question will not give a direct answer. He is a bit like software -- the information is all there to be used. The trick is to figure out how to use it.

George addressed a variety of topics:

1] Future developments in memory storage media. There are many problems with the current floppy environments. Advancements are being made daily, and the storage capacity is constantly increasing. George predicts the next significant development will be in the field of laser disk technology. Within one or two years, more or less, laser disk storage will be available with a capacity of 7 or 8 hundred megabytes. When this happens, the cost of storage will be insignificant, and almost anything could be stored on disk. He

predicts, for example, that complete dictionaries will be stored, not just in one language, but several.

2] dBASEII vs. Personal Pearl. When it comes to user-friendliness, George maintains that Personal Pearl is the winner. When Pearl is turned on, you get a menu telling what functions are available. With dBASEII, you get a ".", period. dBASEII is a technically excellent program, but it is difficult to learn. Pearl, on the other hand, is useful for many applications, and is fairly easy to learn to use, (although this writer has found dBASEII easier to learn).

3] Co-processor boards. They are available and being shipped. They will not turn a Micro Decision into an IBM, but they will make it possible to run about half of the MS-DOS programs. (George was not sure which half would run.) And on the subject of IBM, like it or not, they are setting the standards in the industry at this time. This fact has to do with the productivity of programmers. Writing and de-bugging a program is a very difficult process. It can take anywhere from 6 months to two years or more to write a program. To modify it for a second operating system can be a difficult process as well. For this reason, programmers are writing for what they perceive to be the largest market, and that is currently MS/PC-DOS. But we are cautioned to not under-estimate the value of C/PM. For tasks such as word processing and data base management, it is more than adequate. Its only shortcoming at this time, in George's opinion, is in the spread sheet arena. MS/DOS is able to handle a much larger spread sheet.

4] Graphics. In about one year we will see a dramatic color graphics price and resolution revolution. Major advances are on the threshold. Anyone considering the purchase of a machine for its graphics capabilities may be well advised to wait another year.

5] Unix. A very sophisticated system, but extremely difficult to use.

6] The next generation of CPU. George has the idea of a CPU that will be able to adjust to any program. It will be able to adjust to any type of software. It will solve compatibility problems, since it will not be necessary to re-write software for each operating system.

7] Survival. George's philosophy is to identify the new technology and run with it. One of the emerging technologies is Liquid Crystal Displays. Japan is working hard to develop it for flat screen T.V.'s. Even if they are only 2/3 successful, the impact of LCD's on computers will be astounding. The next big generation of hardware may be the portables, and LCD's will be what make them truly portable. As this and other developments come about, portable computers will be truly portable, and will capture an even larger share of the market. Morrow's 'PIVOT' is one of the first entries into the portable with LCD market. Will Morrow Computer survive? Time will tell, but George is planning on it.

FROM THE PRESIDENT'S DISK by Sypko Andreae

Directory out soon.

As the completion of the BAMDUA Directory booklet draws nearer a clearer view of BAMDUA's 800 members emerges. Soon you will be able to buy this booklet for $2.50. It has a wealth of information about ourselves using one major list of nearly 400 members--not everyone wants to be listed--and various sublists to hunt down specific information. Only the members who filled out the directory survey of some months back will be in the book.

What can you find out? The major list shows what equipment people have, what they use it for, what software they are comfortable with, if and when you can call them, where they live and so on. Then there are the sublists that are sorted in various ways. One is sorted by zipcode so you can quickly find your neighbors to organize rides to meetings, parties, whatever. The sublists contain little information so you refer back to the major list for more.

The BAMDUA office, peranually overloaded as it is, is a bit behind in the preparation of this booklet but it will be out soon and I am sure it will be very useful to many.

Networking.

With nearly a hundred electronic bulletin boards in the greater Bay Area, with CompuServe, The Source, MCI Mail and a host of other E-mail (Electronic Mail) facilities and databases only a local phone call away, it is surprising that not more BAMDUA members have modems and use them. Just for Morrow owners alone there is so much going on.

Take the Compuserve Special Interest Group (SIG) Conferences for instance. You buy a Compuserve account at the local RadioShack, you get a temporary password and you are online. On Friday evenings at 7 PM California time the Morrow users from all over the country get together in a SIG conference. You call the local CompuServe number using MDM730 or ReachOut and log on. With "GO PCS-47" you take a shortcut to the SIG which announces itself with "Welcome to CP-MIG." That's it! A second later a group conversation rolls over your screen. It is a little like CB. At first it seems quite confusing. About four conversations are carried on between the 15 people present. After a while you learn how to interact with several of them at the same time, multiplexing yourself as it were.

Whenever I came on to join the Morrow users conference my new friends would forever urge me to get George Morrow on line so he could interact with users far and wide in a most direct manner. That took some doing, but if all works out George Morrow and Ed

Niehaus will be at my house this Friday and we'll all be online with the other Morrow user folks out there. That will be fun. To make sure George will get a word in edgewise a moderator of CompuServe will preside and keep some sort of order. I'll report later how this all came off. If it is successful we'll repeat it and get some other people from Morrow to come on the CompuServe stage. Get a modem and join us.

The Morrow Owner's Review (MOR) uses MCI Mail a lot. It is an E-Mail facility only, that is really easy to operate. E-Mail beats the phone in many ways: It is cheap ($1 per "instant letter" of 7500 characters) and it uses "Store and Forward" mechanisms to transfer the information, which means that the persons you are trying to reach do not have to be there. Of course you hope they pick up their E-Mail regularly.

It only takes a local call to get on. Their text editor is not so smooth but you can prepare your letters with WordStar and then "upload" them as if you were typing them really fast. Many articles are "mailed" this way to MOR and the editors and writers keep contact this way. It is extremely easy to join MCI Mail. All you have to do is modem-dial 800-323-0905, answer to queries about NAME and PASSWORD simply with REGISTER and you have started your registration process. Unlike CompuServe and The Source you do not get charged for online time, only per letter per 7500 characters. Picking up your mail is free.

But the cheapest E-Mail is via your own BAMDUA BBS (Bulletin Board System). It has had some 600 callers so far. Some 70 letters have gone from source to destination, some 50 bulletins were posted. Many people from out of state have called, often during the tiny hours of the night. Those out-of-staters nearly all want to join BAMDUA after they find out what sort of thing we are doing.

As cheap as this form of communication is (except for the long-distance callers) it has a lot of drawbacks. Say you call and communicate regularly with 5 bulletin boards. Now you have to check 5 more mailboxes besides the one at your front door. Would it not be better to have one system? Just like we have one phone system?

But there is something magical about all these individual networking activities. All those thousands of SYStem OPerators of bulletin boards (SYSOPS) are doing it for free. It is an extremely democratic activity where a lot of sharing takes place. People really make friends and connections across the lines. Many people do go out of their way to answer a call for help. There is an enthusiasm akin to that of radio amateurs. Networking is exciting to a lot of people.

If you are interested, there is a nice article in a recent issue of the monthly New Age magazine about this new communications phenomena in our culture. Check it out! Better still, join the networks!

PASS THE NOTEPAD

WORD PROCESSING

Q: I have an MD3 and NewWord. Can I indent on a second tab? Mine seems to indent on the first tab stop only! Does the hyphen have to be turned on in NWinstal before it will work in a document? Can I add more memory? Will this allow me to creat longer documents? Hector, 648-4863.

A: Use ^OG for each tab.

Q: Can't seem to get the WordStar nondocument default patch properly installed. Help? Frank, 232-9814(N); 231-9412 (D).

Q: I need to borrow a copy of the additions part of the NewWord documentation, Rev. 1.32. Can someone loan it to me? Jeannine, 549-3708.

A: I can loan you 2.05 documentation. Jimmy, 664-1464.

Q: Does anyone know how to eliminate the prompt (while staying at help level 2) that says "^H or DEL to backspace, ^V safely cancels in midstream, or RET when done" that appears during various operations such as: find, find and replace, change line spacing, etc.? It's so annoying and unnecessary! Rick Charnes, 821-4345.

A: Switch to level 0 — no information there!

Q: Can one sort (such as put a bibliography in alphabetical order) with NewWord? If not, what can I use? Jeannine, 549-3708.

A: Maybe. Call Dan (sorts by lines), 776-6705.
A: You can use a database system (e.g., Pearl) and then sort.

PRINTING

Q: I have an MD3 and TDS Microprism printer and use WordStar. I would like to learn how I can write single space and print double space. Also, what about the possibility of an Advanced WordStar session with someone? I am setting up a Ph.D. dissertation and need help. Diane, 567-1514.

A: Easy with NewWord!

Q: Does anyone know how to program the MD3 to use special print options for an Okidata 92 printer using NWInstal?

A: Try the procedure in MOR #3, Aug.'84, p.36.

Q: Does anyone know how to insert single sheets of paper or envelopes into a NEC 3510 printer when the tractor feed is on? S.F. Rosenzweig (No telephone no. given).

PERSONAL PEARL

Q: Is there a way to set the left margin (and on the printer) when producing reports using Personal Pearl? Bill Denholm, 964-5039.

A: Here's a crude way: I save the report to a file and print with WordStar.

Q: Has anyone successfully implemented print control character width (Bold 83 cpi; Wide 5 cpi) in the routine printing of reports under Pearl Produce Reports? Can it be done? Don Waite (707)763-6891, P.O. Box 948, Petaluma, CA 94953.

LOGICALC

Q: I need to unlock Logicalc's "password" put there accidently. Jeannine, 549-3708.

Q: Is there a way to "compress" in Logicalc? If so, how? Lionel Guterres, 972-6765 (days); 589-3088 (eves.).

FUNCTION KEYS

Q: Has anyone figured out how to patch on SmartKey for an MD20 terminal yet? If so, could you tell me what you did? Steve, 485-1781. Tell me, too. Kathy, 824-4750.

Q: I have an MD3 and would like to use the function keys along with the other many features such as: arrow direction, break key, print key, and clr home. I have seen the May issue on function keys but don't understand. What is Fundly & Funtbl? Any help is greatly appreciated. Lionel Guterres, 972-6765 (days); 589-3088 (eves.).

Q: Will QuickKey work with WordStar or will file in memory eventually overwrite QuickKey which resides just below CCP?

A: SmartKey works very well with WordStar (works same as QKey, resides in memory below CCP). My only problems have come from my own errors. M. Hanott, 398-5438.

DRIVES

Q: Are my MD3 drives the only still-noisey ones? The five DF's are right where Dave Block's column (in the June MOR) said they ought to be. They have always been there. What do the DF's do? I've heard they affect drive speed. Tom Sarbeck, 334-7606.

Q: I'm still trying to quiet the drives on my MD3, rev.1. The rev.2 routine doesn't work. Can anyone help?

A: I got it to work on Rev. 1.6. John, 524-7406 (evenings).

MODEMS

Q: Is there a version of modem 7 for MD which supports directory dialing?

A: MDM730.COM or MDM740.COM (Vol.16, BAMDUA Library).

Q: I have an MD3 and Signalman 12 modem. When I send my WordStar files using Modem 7, my partner receives them, but every line has a hard carriage return. He is using an IBMXT with Hayes SmartModem & PC Tack. Any ideas? Howard, 849-0358.

TURBO-PASCAL

Q: Is anyone using Turbo-Pascal from Borland? I would like to know if there are any problems configuring the software to the hardware. Wil Ussery, 465-7370.

Q: How do you get Turbo-Pascal to printout on a printer? Hoover Liddell, 334-3294.

GAMES

Q: I still haven't caught the "bird" in the Adventure game.

A: Go back and check the instructions. There's a clue for catching the bird. Kathy Branstetter, 824-4750.

OTHER

Q: Can anyone suggest a good book to self-teach assembly language?

A: CP/M Assembly Language Programming.

Q: Does anyone know where public domain RBBS software is available? Chuck Burwell, 826-3991.

Q: Will you be giving a beginner's CP/M class? If so, when?

Q: Is it possible to get another representative (not George Morrow) from Morrow? This fellow is cunning, manipulative, and extraordinarily agile at not answering questions! I would hope that we users are not all so stupid that we'll swallow his hollow responses!

A: Yes, we can get others from time to time and will keep trying. I am glad you made your reactions known and wish others would provide feedback on whom they would like to hear (or not hear).

*****

WHAT'S AVAILABLE

The public domain software library contains 17 volumes. They are available at meetings for $5.00 each, or through the mail for $8.00 each. Write a check to BAMDUA, Box 5152, Berkeley, CA 94705.

****

Back issues of BAMDUA Nesletter cost $1.00 for issues 1-3, and $2.00 for each issue after that. They are also available at BAMDUA meetings or through the mail. The price is the same either way.

****

Dave Block's Preliminary Question and Answer Book can be purchased by sending a check for $1.00 to BAMDUA, above address.

****

We are producing a cassette tape of the "Once Upon a Morrow" meeting held in January. It will be sold for $6.00. Order now!

****

To receive issues 1, 2, or 3 of M.O.R., send a check for $2.00 each to M.O.R., P.O. Box 5487, Berkeley, Ca 94705. You will be added to our database to receive future issues.

****

A director of approximately 300 BAMDUA members available for $2.50

****

SOFTWARE DEALS

****

EUREKA is a disk cataloger that also can look inside files. The price is $35 (includes tax and shipping)

****

SuperCalc 2 at $130.00 (20% discount) is still available for those who missed out on the first deal. A $45 deposit is required.

****

To get NewWord for the first time, send $85 ($80 + tax) to BAMDUA. You do not need to send in your original WordStar disk.

****

****

To get your NW update (2.05) send in your original NW disk + $25 (includes tax) to BAMDUA.

****

GRAFIKS 2.4 is obtainable for around $90 (includes tax and shipping). A deposit of $45 will reserve a copy for you. The balance is payable on arrival.

****

MULTIFORM is still available for $43. We got a small deadline extension on this one.

****

MINI-LEDGER, an accounting program, is available for $85 (half the list price + tax and shipping). See issue #8 of the Users Guide for a review of it. It's menu-driven and there may be demo disks available if some of the members want to try it out. The deadline is October 15, 1984. A $45 deposit is required.

****

REACHOUT now only available from APPLIED COMPUTER TECHNIQUES, 104 Knight Dr., San Rafael, CA 94901 (415) 459-3212 (Author: Sandy Gossman).

****

*****

FROM THE MAILBOX

A member from British Columbia, W. Graf, has written to extol the virtues of SD-44. If you haven't tried it yet, do!

Nancy Schluntz, Managing Editor of Graphic Words, wrote to thank us for permission to reprint John VanderWood's article. Also, she promises to try out and review for us Writing Consultants' ProportionalStar. She closed with "Keep up the good work on BAMDUA Newsletter--it continues to be extremely helpful."

"Is anyone in the East Bay area using a Radio Shack 100 with an MD3? I want to buy one, but I'm afraid to invest before I know I can get it to "talk" to my MD3....

"...What is a null-modem and where does one buy it? I don't want to get into the reconfiguring the author (MOR, Aug. issue) described. Besides, if the pin settings are changed, won't that affect some operations of the computer in other areas than communicating between the 100 and the MD? ...

"...Then the author writes, 'Call up MORMODEM.' Where can I get that? I don't have a file called MORMODEM on any of my program disks.

"I sure would appreciate talking with someone who has been through this situation and has it licked."

--Sincerely, Dorothy Mehrten
(415)357-7455

In PASS THE NOTEPAD, question 6 in Volume 2, #8: NewWord locks up just prior to reading the directory in user area 0 only. Why? How can I fix it?

This happened to me. What I discovered was a file or directory entry with a file name of blank and a file type of blank -- perhaps a completely blank directory entry? I used the PIP command to move all the file except this mystery file off of my disk, then reformatted the disk. NSWP might be able to delete the file directly. ERA couldn't be used.

More detail: I have different versions of NewWord with different defaults. I found that none of the programs could process the one disk. Other programs on the same disk would execute. DIR A: on the disk produced a list of files that ended with a colon. Directory listings of my other disks did not have this trailing colon. Conclusion: there must be a file (or directory entry) present that is blank (non display characters). Since NewWord SORTS the file names before displaying, the blank file name is first. I do not know why the program actually stops rather than leaving a blank space in the file listing. Also, I do not know how the file was created.

-- Sincerely,
Roger Barker (415)397-8291

*****

REMINDER!! Elections are coming up for new officers of BAMDUA. If you want to be heard, be sure to mail in your ballot (which you will get in the mail) before November 14, 1984 or return it at the October meeting.

FILEBASE FOR THE MICRO-DECISION

by George Beinhorn

Ever wonder what happens when you run out of disk space for a Personal Pearl datafile?

Your first option: buy a copy of File Load, a utility that performs a limited set of split/merge operations on existing Pearl datafiles. File Load is sold by Pearlsoft and costs $100.

Or, and perhaps the better choice, you can replace Pearl with a better program.

Having read rave reviews of a program called Filebase in User's Guide and Dr. Dobb's, I bought a copy. Like File Load, it costs $100; but for the price, you get a program that does many things much better than Pearl and File Load combined.

Before I tell you more about Filebase, let's look at Pearlsoft's File Load.

To divide a Pearl datafile with File Load, you first design a Pearl report to write the entire datafile to disk in a format that File Load can read. The MailMerge/BASIC comma-delimited format is a valid format. Designing the report and de-bugging the resulting WordStar file can be very tricky--errors in comma placement lead to rejection of the affected record by File Load.

Then you design a fairly complex command file to tell File Load what to do with your new comma-delimited datafile. If, for example, you want to split your data into two pearl files to make room for expansion of records, you'd use WordStar to split the comma-delimited datafile. Then you'd cross your fingers and run File Load on each of the resulting files.

I applied this process to a database containing 700 records with 24 data fields. It took about 14 hours, and after painstaking checking of the comma-delimited file for comma-placement errors, I still lost 20 records at File Load time. I had to enter these into the new Pearl files "by hand."

Filebase performs the same file-split chore in about 10 minutes.

Filebase can do many things well, but it can't do fancy report formatting. The built-in print utility provides for columnar lists (to screen or printer), envelopes, and labels. Nor will Filebase pull data from "external" files, or do fancy calculations. (Column totals are provided). EWDP may soon offer Filebase users an inexpensive add-on report module.

Filebase offers a "tool-box" version of database management. You're given all the basics — sorting, selection/exclusion of records, input and reports. What makes the program shine is that the programmer has done every piece of the job with real polish (translate that as "he's added thoughtful features and consistently shown special concern for the user"). For full reviews, see User's Guide and Dr. Dobb's. These are features that will appeal especially to Micro-Decision users and veterans of Pearl:

1. All Filebase program files fit in just 140K of disk space. No disk changes are required except to write output files to a blank disk in drive A—an excellent feature that's available whenever a file is written. No installation to terminal or printer is required.

2. There's just one menu; all subsidiary functions are prompted. Since the program is written in compiled CB-80, the prompts pop up onscreen as fast as you can answer them.

3. The command structure is a model of clarity, common sense, and awareness of the user's needs. You could read the excellent 70-page manual/tutorial once and then never need to pick it up again.

4. Records are stored in the MailMerge/BASIC format. This means that you can access files in WordStar's "N" edit mode for extremely fast data entry, updating, and search-and-replace procedures. It also makes Filebase one of the very few database managers you can buy that that has a true BASIC programming interface.

5. Filebase is a staggeringly useful MailMerge utility. MailMerge datafiles can be coded, sorted, split, and merged with effortless ease. I do a minimum of 700 MailMerge letters per month. I jotted down 23 useful Filebase applications for my datafiles the other day.

6. The program is packed with user-aware features. Yet it never exasperates with stuffy, patronizing "user-friendliness." It will, for example, sort on embedded last names and zip codes (both 5- and 9-digit). Also, it rarely leaves you to watch an inactive screen—for example, every few seconds during a sort Filebase updates an onscreen display that tells you how many swaps and replacements have been performed—an interesting illustration of microprocessor speed.

7. The sort function is good. The select/exclude records function is spectacular for a $100 program. Filebase sorts and writes 1000 records of 95 bytes each in about 10 minutes. For select/exclude, besides the standard "greater/less than, equal to, between two values," you get:

"match a list of up to 300 unrelated field contents";

"match a list of up to 1000 record numbers";

(better sit down!) "match all or any of up to five field sub-strings at one pass including wild cards."

8. End-user support is excellent. I wrote EWDP a letter suggesting minor features for a future update, and got a 20-minute phone call from Filebase's enthusiastic author, Tom Markowitz, who gave me many tips for applications and procedures.

9. Filebase never alters an input file. If you botch it, you erase the bad file and try again with the original.

10. Records are variable-length, with up to 4096 bytes per record and 255 bytes per field. You don't have to make decisions about field- or record-length in advance. You'll appreciate this space-saving method of data storage of you're using an MD-2, or if you've got big files. You can convert records to fixed-length quickly for key-word searching, then back again for storage.

I've used Filebase on my MD-2 to enter and do countless manipulations on six separate databases of from 350 to 850 records. I've used all of the functions extensively, and each has worked exactly as promised, with no irregularities or glitches. I now use Pearl only for files requiring extensive report formatting or calculations. I expect if EWDP comes out with the rumored add-on report disk, I'll convert those, too.

If you're looking for a better, inexpensive alternative to Pearl, and you regularly handle files that don't require fancy reports or calculations, I unreservedly recommend Filebase.

Filebase

Price: $100

EWDP Software, Inc.
P.O. Box 40283
Indianapolis IN 46240
(317) 872-8799

Formats: All Morrow; all CP/M-80, MSDOS, PCDOS, standard 8", most other 5 1/4"

Documentation: 70-page indexed manual/tutorial

SIDEBAR:

THE FILEBASE MAIN MENU

1. Sort a file or sort and merge two files into one new file.

2. Select records from one or two files into a new file.

3. Sort and select records at the same time.

4. Print labels, envelopes, and other listings on the screen or printer.

5. Add new fields to records from an existing file and output the expanded records to a new file.

6. Create a new file and enter data.

7. Add (key in) new records to an existing file.

8. Move some fields from a file into a new file.

9. Update a fixed-length-records file or search by key.

10. Convert file to fixed length records to use Option 9.

11. Change data disks in any drive.

Converting existing Pearl files to take advantage of these functions is no more difficult (or easy, unfortunately) than converting them to use PearlSoft's File Load.

You design a report with the fields down the left side of the screen, one above the other, and a "<BLANK>" at the end, to force an extra space between records.

You write this report to a WordStar text file. Then, using the "N" non-document edit mode, you take out all the existing commas using the find/replace command.

Finally, you put each record into its own file line by replacing Control-N (line feed plus carriage return) with a comma. This gives you all your records in one extremely long line, fields separated by commas, records separated by double commas (remember, there was a double space between records). You should actually split up this long line by interrupting the process with Control-U once every five minutes or so. Otherwise, you may find that a too-long line hangs up the system. Be sure to patch up the end of the interrupted line, so that each line begins with a new record.

Now, replace the double commas with a Control-N and you've got what amounts to a Filebase/MailMerge/BASIC data file--one record per line, with fields separated by commas. If your original datafile contained indisposable "embedded" commas (Example: "February 24, 1984"), you'll have to put these back in manually by searching the file in WordStar's "N" edit mode, and making certain to enclose the fields in quotes.

You can de-bug the resulting file with Filebase Option 4. Run the first, middle, and last fields of all the records up on screen in three columns. Wherever you've goofed on comma-placement, the data columns will "hiccup"--sudden, a column of names will become a column of phone numbers, etc. Jot down the record number supplied onscreen by Filebase, then make corrections with WordStar.

*****

PIP'S DEVICES - 2

By Frank Oechsli

Now we are going to use PIP to control our printer. There was a beautiful piece by John Vanderwood in the June BAMDUA Newsletter on controlling the terminal. The principles John discussed apply to controlling the printer as well. You should review that article to understand control codes and escape sequences, since these are used to control printers as well as terminals.

John told how to send these odd codes to the terminal using the BASIC PRINT CHR$(x) command. We could send codes to the printer in the same way, but using LPRINT instead of PRINT. We will enter the commands from the keyboard and send them to the printer using PIP instead of BASIC. The chief thing you need to remember from John's piece is that you send a control code (from columns 0 and 1 of John's ASCII chart on p. 20) by typing the <CTRL> key followed by a corresponding character from columns 4 & 5. For example we send a line feed (LF) with <CTRL>J.

Now I'm going to give you the sequences I would send to my Daisy Writer printer to do a specific setup. You can substitute codes from your printer manual to do the same thing for your printer. (Do not type any <RETURN>s!):

PIP LST:=CON:	Send keyboard entries to printer.
<ESC><ESC>N	Switch to Daisy Writer printer protocol.
<ESC>E	Set spacing to 12 characters per inch.
<ESC>90A	Set left margin to column 11 (instead of 0).
<ESC>05A	Set right margin to column 91.
<ESC><CTRL>I12	Set tab at column 19.
<ESC><CTRL>I1A	Set tab at column 27.
. . . etc.	etc. etc. . . . to
<ESC><CTRL>I4A	Set tab to column 74.
<ESC>F3C	Feed down 60 lines.
<ESC>-[minus]	Set bottom margin
<CTRL>I	Tab once.
<RETURN>	Carriage return (to new left margin).
<CTRL>L	Form feed to start printing on top of page.

This would set up the printer to leave a 12-column margin, print 80 columns at 12 characters per inch, tab to each 8th column from the left margin and skip to a new page after line 60. So, if we gave the command PIP LST:=<File>, without turning off the printer, the result would be a lot neater than what we did last time with the command: PIP LST:=<File>[ND80T8P60Z]. This time, we wouldn't have the numbers on each line, we wouldn't have to lop off everything after column 80. We would have a nice 80-column listing with enough indentation to punch the pages to put them in a binder.

If you want to see how it would look, try entering similar commands for your printer and printing the file CBOOT.MAC. (You should find CBOOT.MAC on the CP/M distribution disk that came with

your Morrow computer.) CBOOT.MAC is the assembly language source for the program that boots your computer when you turn it on. To be comprehensible, it needs to be printed with proper tabs each 8 columns.

So far so good, but we can do even better! It seems a terrible nuisance to have to type out that whole string of printer commands each time we want to print something. We don't have to. After experimenting, try entering the command PIP PSETASM.FMT=CON:. Everything you enter from the keyboard will be sent to the file PSETASM.FMT when you terminate the keyboard entry with a <CTRL>Z. Then, to get a nicely formatted printout of the file CBOOT.MAC, you give the command PIP LST:=PSETASM.FMT,CBOOT.MAC. This will first send the file PSETASM.FMT to the printer, which will set it up, and then will send CBOOT.MAC, which will be printed according to the specified format.

You can make up a series of FMT files with printer formats tailored to your needs and tastes and print them out with PIP. If you really want to be fancy, make up some SUBMIT files to automate the whole procedure.

You can view the contents of the file you created in Hexadecimal form by executing the command DUMP PSETASM.MAC. (Make sure the DUMP.COM program is on your disk. DUMP/COM is on your CP/M distribution disk from Morrow.) A DUMP of PSETASM.FMT for my Daisywriter looks like this:

```
0000 1B 1B 4B 1B 45 1B 39 30 41 1B 30 35 41 1B 09 31
0001 32 1B 09 31 41 1B 09 32 32 1B 09 32 41 1B 09 33
0002 32 1B 09 33 41 1B 09 34 32 1B 09 34 41 1B 09 35
0003 32 1B 09 35 41 1B 46 33 43 1B 2D 0C 09 0D 1A 1A
```

This may seem incomprehensible but it is, in fact, an accurate translation to hexadecimal codes of the keystrokes described above as can be verified by referring to the DaisyWriter manual. You can similarly verify such a file produced for your printer. You could also use DDT to prepare, verify and edit such a file, but that is a bit more complicated and will not be explained here.

A Post Script.

You may have had problems printing out documentation files from the BAMDUA software library. Often the trouble is that there are tab codes and the like and your printer is not set up to handle them. Obviously, the PIP tricks described here could solve the problem. You could also, of course, enter these text files into your editor, such as WordStar, and format them for printing. Another stunt, which seems to almost always work and is much easier, is to print them from WordStar without bothering to edit them. Just go into WordStar, give the P command, name the file to print and off it goes. WordStar apparently converts tabs to an appropriate number of blanks so that you get a usable printout. It also does page breaks.

UTILITIES IN REVIEW

by Gene Korte

EUREKA.DOC

Have you ever wished that DIR could show you the files on ALL of you disks at once? Or that STAT could show you the free space on each of your disks WITHOUT having to flip each one into the drive?

EUREKA! grants these wishes, and more. Here's how it works. You assign a unique name to each of your disks. Run EUREKA!, tell it to update its catalog, and insert each disk you've worked with. EUREKA! does the rest automatically, putting directory and principal disk information into the catalog. New files are added to the catalog; deleted files are purged -- with or without comments! EUREKA! can now tell you where anything is using "wildcard" searches, because the directory and status information for ALL your disks is in ONE PLACE.

Have you ever wanted to refer to a file by something more descriptive than the 11 characters CP/M allows you to use in a filename? With EUREKA! your catalog can include comments taken directly from each file. (For COM files and other "non-document" files, there is a special convention for including descriptive comments for each file in the disk label file.) Thus "JOHNSON1.LTR" can appear as "Angry letter to Sam Johnson about his viscious dog". You can even search for the file by asking EUREKA! to find the file(s) about "dog" or "viscious" -- it allows you to specify simple logical text searches using the logical connectives 'AND', 'OR', and 'NOT'. How does EUREKA! pick this up? With a typical word processor, WHILE YOU'RE WORKING ON THE LETTER, you would put something like this at the beginning of the file:

```
..Desc:Angry letter to Sam Johnson about his viscious dog
..Date:7/17/84 | By:me | cc:Attny
```

EUREKA! will automatically include all of this in the catalog; your word processor won't print it out. It's that simple! Sure beats trying to come up with comments later when you're cataloging the disk; not to mention trying to remember what the letter was about after 6 months. And this information is useful to have at the beginning of your files, even without EUREKA!.

EUREKA! -- Common Questions and Answers

Q: How many disks can I have in each catalog?

A: It depends on the number of iles on each disk, how many have comments, and the storage capacity and number of directory entries on you catalog disk. In any case, you cannot have more than 255 disks per catalog.

Q: What kind of reports does EUREKA! provide? Can I send them to the printer?

A: You can send all reports to either the printer or the screen. They can be arranged by disk or alphabetically by filename. They can be with or without comments. And they can be limited to certain disks, files, and/or comment text, using "wildcards" throughout.

Q: Can EUREKA! handle CP/M's "User Areas"?

A: Yes. All user areas may be cataloged as a single disk, or you can treat each user area as a separate disk with its own name. EUREKA! can catalog as many as 255 files in EACH user area.

Q: Is EUREKA! useful in systems with hard disk, as well as floppies?

A: Absolutely. A number of people who have hard disk systems bought EUREKA! to keep track of their floppies, but found its advanced report features to be helpful with their hard disks too.

Q: Is EUREKA! fast?

A: Is it ever! For example, on a portable with 5-inch floppies, it takes under 15 seconds to catalog a disk with 40 files; less than five seconds if comments are excluded. On ahard disk with 157 files, it takes under 12 seconds; less than 5 without comments.

DUST COVERS

PROTECT YOUR INVESTMENT

Custom designed dust covers for all of your computer components.

Available in almond and saddle tan cloth backed vinyl or clear plastic vinyl; treated to resist static, spills, ashes, etc.

PRINTWHEELS

Silver Reed Compatible ... Reg. $13.95	**NOW $9.75**
Qume Compatible ..... Reg. 6.50	**NOW $4.50**
Diablo Compatible ..... Reg. $6.50	**NOW $4.50**

We carry supplies for most Printers, and a full line of Continious Forms Paper.

For Information and Prices
Call (805) 525-2158

Gean & Marketing

15500 Telegraph Road, Unit A6, Santa Paula, CA 93060

Q: I have two computers. Can I use EUREKA! on both of them?

A: Additional licenses for single users are available now at just $15 each.

Q: What do I need to run EUREKA!?

A: CP/M, two or more disk drives (at least one floppy), and a minimum of 48K of available memory. A printer is desirable, but not required.

EUREKA! comes in Morrow format and is extremely easy to install. The 80 page manual is easy to read and understand and contains a tutorial. EUREKA! is now available to BAMDUA members at a special discount rate. Please specify the version (CPM 2.2 or CPM 3.0) you want when ordering.

WORDSTAR: EMERGENCY TRICKS

by Sypko Andreae

Welcome to the emergency room. WordStar accidents happen every day and here we are treating them. You've never had a WordStar accident? Read on anyway because it could even happen to you. Let us look at three WordStar accidents and what can be done about them. Ready nurse? Scalpel, please.....

First a word on accident prevention and on good habits during editing that will help you recover from disaster:

- o Always have WordStar in A: and text files in B:
- o Always have a few "nearly empty" rescue floppies at hand
- o Do ^KS often (works as an early disaster detector)
- o Check often for space left on B: (R and A:XDIR)
- o Never let your WordStar files grow past 17 kBytes

Sorry, wrong disk.

Suppose one day you are going to write your first love letter on your trusty Morrow machine. You put the WS disk in the A: drive, your text file floppy in B: and boot up. The WS no-file-menu comes up. You give the D command and start writing LOVELETR.ONE.

In the excitement of creating your beautiful prose you forget to do ^KS regularly. After hours of loving labor you complete your epistle with a satisfied sigh and give the ^KD command, thinking that WS will write your file on B: as it used to do. You watch horrified as CP/M muscles its way on the screen with a stern message saying:

```
Disk error in drive A: Write protected.
Type R to try again, A to abort, I to ignore.
```

This is what happened: When you started up WS it logged itself on to A: by default. You forgot to log on to B: (L on the no file menu). Someone once taught you to be careful with your WS disk and put a write-protect tab on it so you cannot write over it. There is nowhere for your LOVELETR.ONE to go! What now?

This is what you do:

- o Calm down by taking a few deep breaths
- o Remove your WS disk from A:, put a rescue floppy in A:
- o Type R (to try again) and CP/M will let WS try again

The A: drive grinds and now you see:

```
CP/M error: Drive A: read only.
A>
```

Have we lost WordStar? Yes we have, but don't despair, your file is alive and well on your rescue floppy. To check it out put the rescue floppy in B: and WordStar in A:, boot up and run WS. Now log on to the B: drive and, look, there it is: LOVELETR.$$$. A highly inappropriate filetype for a love letter, don't you think? Let's rename it quick with the non-file-menu E command to its original name LOVELETR.ONE. Use command D to inspect it. All there? Good. You have won the battle. But wouldn't it be nice if WS just logged on to B: by itself? Read on.

Automatic logon to B: drive.

You can patch your WordStar Vers. 3.0 to make it logon to B: automatically at start up. Follow the recipe below found in an undated copy of the DVMUG newsletter by an unknown writer. We are now going to do surgery on WordStar with the program DDT. Make a backup copy of your WS working diskette and submit that copy to the surgery. Now put your CP/M working disk in A: and, after you have removed the write protection tab, put your (copied) WS disk in B:. Start DDT as indicated below. The underlined sections are what you type in in response to A> and DDT. All your entries are terminated by depressing the <RETURN> key. You'll find clarifications between {}.

```
A>DDT B:WS.COM
DDT VERS. 2.2
NEXT PC
3F00 0100
-A02A4          {A-zero-2A4}
02A4 JMP 0340
02A7 .
-A0340
340 MVI C,0E    {zero-E}
342 MVI E,01
344 CALL 0005   {zero-zero-zero-5}
347 .
-G0             {G-zero}
A>SAVE 63 B:WS.COM
```

Now your WordStar program will have been properly modified. Try it out. Put the WS disk in A: and start it up. WordStar is now counting on the presence of a floppy in B:. If you forget to load a B: floppy CP/M will get upset and let you know. In that case put your text file floppy in B:, type R (to try again) and all will be well. You will learn to love this logon-to-B: feature.

In case you bungled up the conversation with DDT just start over again: make a another backup copy of your WS working floppy and proceed as explained above.

Sorry, your disk is full.

This time you are properly logged on to B:, but you have not made regular checks on the space that is left (by using the R command in no-file-menu and running A:XDIR for instance). You are typing away and finally it is time for a ^KD to store the file. But WordStar protests with:

*** ERROR 12: Disk FULL; press ESCAPE ***

Praying that your file has not grown past the 17kBytes safety limit you reach for your "nearly empty" rescue floppy and take at least three deep breaths. Take your time!

- Block the whole text from beginning to end with ^KB and ^KK.
- Now do ^KW. WordStar asks (and you respond):

NAME OF FILE TO WRITE MARKED TEXT ON: C:LOVELETR.ONE

The C: drive? You didn't know you had one? It is your "virtual" drive, that splendid design feature only found in Morrow computers that is now going to save your relationship. It says:

Your bottom drive is being re-assigned drive C:
Exchange diskettes and push [RETURN]

Sounds familiar? Now remove your WordStar disk from A: and replace it with your rescue floppy and hit return. The A: drive light shows activity. That is your file being saved again! Tell WordStar to forget about its textbuffer with ^KQ. But where is WordStar? Another polite message appears on the screen:

Your bottom drive is being re-assigned drive A:
Exchange diskettes and push [RETURN]

Now you put the WordStar disk back in A:. Drive C: has virtually left the scene. Now prove to yourself you've done it. Start WS up and inspect the file. See? It really works.

Kicked out of WS.

Now suppose all your previous procedures didn't go that smoothly. Perhaps you forgot to take your deep breaths. When your disk was full you might have tried to exchange your full disk in B: with a rescue floppy and then typed ^KD again. This is enough to make CP/M real mad and it says:

CP/M error: Drive B: read only
B>

But you could swear there was no write protect tab on your rescue floppy. What does CP/M mean: read only? Well, it is CP/M's obscure way of telling you that it just can't stand you switching

floppies without proper ^C to give CP/M a chance to look around and see what floppies are where. Alas, this time there is no LOVELETR.$$$ on the floppy in B: and you killed WordStar to boot. Did you ever bungle this one...

But you have one more chance! Remember, even though WordStar is dead, its text buffer with your precious text is still in the RAM memory of your computer. What ever you do: don't turn it off!

It is time now for an autopsy. We'll neatly cut your text free from WordStar's dead body. The following is adapted from George Woo's article in the BAMDUA newsletter of December 1983, pages 4 and 5. Here is what you do: Put your CP/M working disk in A: and boot it up. Put a rescue floppy in B:. Now you run DDT again and converse with it as follows:

```
A>DDT
DDT VERS. 2.2
-D7849      {Does this dump look like your text? Good!}
-M7849,BAFF,100  {This moves your text to address 100}
-D100       {Does this dump look like your text? Good!}
-^C         {Leave DDT for CP/M}
A>SAVE 67 B:LOVELETR.ONE   {Save text in the file}
```

Inspect your recovered text with WordStar. You might find some unwanted trash beyond the end of your writing. Just use WordStar to clean it up. Sit back and rejoice.

Spend half an hour simulating these emergencies to prove to yourself that you can handle them. You'll be surprised how easy it is once you know the steps. You can do all this without understanding exactly what's going on.

Remember, these tricks work only for text that has not grown over 17kBytes, because that is all that will fit in the internal text buffer of WordStar and these tricks are based on saving that textbuffer. Love letters of more than 17kBytes are too long anyway. Good luck to you.

*****

REMINDERS

If you suspect you have been lost from our database, please call Dana at the new BAMDUA number, 644-2805.

BAMDUA has tax-exempt status. Since we are moving to a new location, your tax-deductible donations of furnishings will be most welcome.

Don't forget to vote in our current elections.

ALL THAT'S CLASSIFIED

==========

ALTER WORDSTAR 3.0 DEFAULTS. Easy-to-use, menu-driven program changes standard help level, margins, omit page nos., paper length, justification, etc. Customize over 25 features (change back as desired). Write for info, or send $20+$5 s/h to THE CUSTOMIZER, P.O. BOX 7339, Berkeley, CA 94707.

==========

==========

I have a home-based word processing business and am interested in meeting and networking with others in smilar situations. Please give me a call at 452-4114...Madeleine Keyes.

==========

==========

C. Itoh F-10 40 CPS serial printer, $899; LQ Sheet feeder for F-10 printer, $395; Qume QVT-102 terminal, $438; Xerox 820 DS, $898; Morrow MP-100 Printer, $308; TI 855 dual mode printer w/tractor & serial and parallel cabls, $698; Morrow MDT-60 video terminal, $298; Morrow MD-2 (new), $798; Liberty 100 video terminal, $318; Liberty 100 owner's manual, $5; maintenance manual, $25. All like new; most in original packing. H. Whitaker, 7603 Firestone Bl., Downey, CA 90241, (213)566-3556.

==========

==========

FORGET THE PEARL! Order customized database programs. Menu driven: Enter, Correct, Delete, Search, Sort, Print. ADDRESS AND PHONE BOOK, ALBUM LIST, RECORD LIST, NOTE PAD, and more. Guaranteed. Send for Catalog. SOFTWARE SOLUTIONS, 927 Mears Court, Stanford, CA 94305, (415)493-7210.

==========

==========

DBASE II programming. Solve your database management problems. Negotiable rates. Marc Norton (415)552-5549.

==========

==========

FOR SALE MD3 with all original software and Freedom 50 terminal. Silver Reed letter quality printer with tractor feed. Seldom used, Best offer. Call Dick at (415) 829-0747.

==========

==========

COMPUTER TUTOR: I make house calls. Individual tutoring specialist especially for beginners. Programmer, Debugger, Systems Analyst. Roger Barker (415)397-8291. San Francisco, Berkeley, Oakland, Walnut Creek, Danville.

==========

*****

New BAMDUA phone number

¡644-2805!

LATEST BAMDUA NEWS?
ANY QUESTIONS?
ANY ANSWERS?

PLUG IN
YOUR MODEM
AND...



CALL THE

BBS

654-3882

(415)

BAMDUA BULLETIN
BOARD SYSTEM

ORDER BLANK FOR BAMDUA NEWSLETTER BACK ISSUES

DATE:_____ YOUR PHONE:_____

YOUR NAME:_____

ADDRESS:_____

_____ ZIP _____

PLEASE SEND ME THE FOLLOWING BACK ISSUES OF THE BAMDUA NEWSLETTER, VOLUME 1 and/or 2. I AM A MEMBER OF BAMDUA. (Volumes 1, issues 1+2+3 together cost $1.- . Issues #4, 5, etc. through Volume 2, #7 are $2.00 each.)

ISSUE #	PRICE	COST
Volume 1		
(1+2+3)	1.00	$
(AUG '83)	2.00	$
(SEP '83)	2.00	$
(OCT '83)	2.00	$
(NOV '83)	2.00	$
(DEC '83)	2.00	$
Volume 2		
(JAN '84)	2.00	$
(FEB '84)	2.00	$
(MAR '84)	2.00	$
(APR '84)	2.00	$
(MAY '84)	2.00	$
(JUN '84)	2.00	$
(JUL '84)	2.00	$
(no August issue)		
(SEP '84	2.00	$
TOTAL ENCLOSED:		$_____

Please enclose a check for exact amount. Mailing and packaging is included. Make check out to BAMDUA.

BAMDUA, P.O. BOX 5152
BERKELEY, CA 94705

MUCHAS GRACIAS

Many thanks to all the people who help get the Newsletter put together.

Special thanks to Sypko Andreae, Peter Campbell and Dana Gaskin — and, of course, to all the members who contribute articles and ideas.

— Georgia Babladelis

MORROW

MORROW MD-3P* -------**$1099**
With: Std. Software
PLUS: Smart CheckBook & options for: the MP-100 printer at $300 or the MP-200 printer at $500

MORROW MD-3E* ------ **$1595**
With: NewWord & CorrectIt
PLUS: SuperCalc, Smart CheckBook & options for: the Morrow Modem with software at $149 & MP-100 printer at $395

MORROW MD-3* -------**$1799**
With: Std. Software
PLUS: MP-200 Printer, Smart Checkbook & option for the Morrow Modem with software at $149

MORROW MD-5E* -------**$1995**
(5.4 Meg Winchester!!!)
With: NewWord, CorrectIt, CP/M 3.0 & Backfield
PLUS: Supercalc & options for: Morrow modem with software at $149,MP-100 printer at $395 & rest of MD-11 software package at $295

MORROW MD-11* -------**$2995**
(10.8 Meg Winchester!!!)
With: Std. software
PLUS: MP-100 Printer, Smart CheckBook & option for the Morrow Modem with software at $149

PRINTER SPECIALS
MP-200 Letter Quality: 17 cps
with **FREE TRACTOR** -----**$695**
($25.00 extra for serial interface version)
MP-100 Letter Quality: 12 cps
with **FREE TRACTOR** ----**$595**
($25.00 extra for serial)
For Morrow MP-100/200/300:
Print Wheels
(10, 12 & 15 pitch) ----$ 18
Multi-Strike Ribbons ----$ 9
Tractors ----$120

MODEM SPECIAL
U.S. Robotics Password 1200/300 baud modem with auto-answer & auto-dial ReachOut software -----**$499**

SOFTWARE SPECIALS

NewWord	----$ 85
Supercalc	----$ 95
Supercalc 2	----$175
Smart Checkbook	----$ 75
Turbo Pascal	----$ 46
Grafiks 2.0	----$100
Uniform	----$ 65
ReachOut-Auto Answer for 1200 baud modems	Call
ReachOut-Auto Answer upgrade for MM300	for prices
SmartKey II	----$ 65

(For MDT-50 & 100 terminals)

*With "hands-on" instruction & unlimited telephone support.

WORLD BUSINESS CENTER

CALL 415/941-3269 TODAY

12186 WINTON WAY, LOS ALTOS

BAY AREA MICRO DECISION USER'S ASSOCIATION
(B.A.M.D.U.A)
P.O. BOX 5152, BERKELEY, CA 94705

BULK RATE
U.S. POSTAGE
PAID
BERKELEY, CA
PERMIT NO. 280