

Stable Policy Routing with Provider Independence

Nick Feamster
MIT

feamster@csail.mit.edu

Ramesh Johari
Stanford University

ramesh.johari@stanford.edu

Hari Balakrishnan
MIT

hari@csail.mit.edu

ABSTRACT

Thousands of competing autonomous systems (ASes) must cooperate with each other to provide global Internet connectivity. These ASes encode various economic, business, and performance decisions in their routing policies. The current interdomain routing system enables ASes to express policy using *rankings* that determine how each router in an AS orders the different routes to a destination, and *filters* that determine which routes are hidden from each neighboring AS. Since the Internet is composed of many independent, competing networks, the interdomain routing system should allow providers to set their rankings independently, and to have no constraints on allowed filters. This paper studies routing protocol stability under these constraints. We first demonstrate that certain rankings that are commonly used in practice may not ensure routing stability. We then prove that, with ranking independence and unrestricted filtering, guaranteeing that the routing system will converge to a stable path assignment essentially requires ASes to rank routes based on AS-path lengths. Finally, we discuss the implications of these results for the future of interdomain routing.

1. Introduction

The Internet’s routing infrastructure is made up of thousands of independently operated networks that cooperate to exchange global reachability information using an interdomain routing protocol, the Border Gateway Protocol, Version 4 (BGP) [14]. This cooperation occurs in a landscape where these independent networks, or Autonomous Systems (ASes), compete to provide Internet service. BGP facilitates this “competitive cooperation” by enabling network operators to express routing policies that are consistent with desired economic, business, and performance goals.

Ranking and *filtering* are two orthogonal mechanisms that network operators use to implement their policies. Ranking determines the route to a destination that should be used, given several available routes. It allows an AS the freedom to specify preferences over multiple candidate paths to a destination (e.g., specifying a primary and a backup path). ASes should be able to operate autonomously, retaining *ranking independence*; i.e., the ability to specify rankings independently of the rankings of other ASes. Ranking independence enables ASes to specify rankings without coordinating with one another or revealing their rankings to other ASes.

Filtering allows an operator to selectively advertise (or *export*) routes to some ASes, and hide routes from other ASes. Filtering allows an AS to control which neighboring ASes

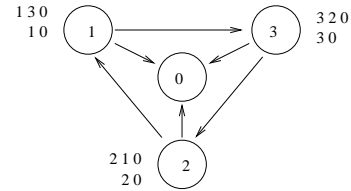


Figure 1: Instability can arise when ASes independently specify rankings [10, 16]. Each circle represents an AS. AS 0 is the destination. The listing of paths beside each node denotes a ranking over paths.

can send traffic over its infrastructure, because advertising routes to a neighboring AS is an implicit agreement to carry traffic for that AS. To empower flexible business contracts, an AS should always retain autonomy over its decision to advertise routes to its neighbors; i.e., the routing protocol should not mandate any filtering restrictions.

The combination of ranking independence and unrestricted filtering forms the cornerstone of interdomain routing, and has, in large part, been the reason for the success of BGP over the past decade. However, the ability to specify highly expressive policies comes at considerable cost to system robustness: as has been observed by Varadhan *et al.* and Griffin *et al.*, among others, if ASes are not subject to any constraints on the rankings that they can specify, BGP may oscillate forever [10, 16].

Example 1 Consider Figure 1 [10, 16]. ASes 1, 2, and 3 each prefer the indirect path through their neighboring AS in the clockwise direction over the direct path to the destination, 0. All other paths are filtered. This configuration has no stable path assignment (i.e., a path assignment from which no node would deviate). For example, consider the path assignment (10, 210, 30); in this case, AS 1 has a better path available to it, 130, so it switches paths. This switch causes the path (210) to break, causing AS 2 to switch to its second choice, path (20). The resulting path assignment, (130, 20, 30), is a permutation of the original path assignment: this time, AS 3 has the path 320 available, so it switches. This oscillation continues forever. ■

In light of this discovery, a natural question to ask is: “What are the necessary and sufficient conditions that guarantee global routing stability?” This question is rather broad, because these conditions depend on various modeling decisions: the details of the routing protocol, restrictions on filtering, and whether ASes retain policy independence. This paper studies how the rankings allowed by a routing protocol must be restricted to guarantee global routing stability, assuming that ASes (1) retain ranking independence and

(2) face no restrictions on filtering. This question is important for two reasons. First, both ranking independence and unrestricted filtering reflect realities of how ASes specify policies today. Second, answering this question will deepen our understanding of stability of policy-based routing protocols, complementing earlier results by Varadhan *et al.* [16], Griffin *et al.* [10], and Gao and Rexford [6] (Section 2).

This paper makes three main contributions. First, in Section 4.1, we show that rankings based solely on the immediate next-hop AS en route to the destination may never reach a stable path assignment from an arbitrary initial state; *i.e.*, next-hop rankings, which are common in practice, are *not safe*. Moreover, under unrestricted filtering, a routing system with next-hop rankings may have no stable path assignment. In addition to their operational implications, these results are also somewhat surprising, because next-hop rankings with no route filtering always have one stable path assignment [4]. We also observe that although rankings based on a globally consistent weighting of paths are safe under filtering, even minor generalizations of the weighting function compromise safety (Section 4.2).

Second, we define a *dispute ring*, a special case of the “dispute wheel” (a group of nodes whose rankings have a particular form) of Griffin *et al.* [10], and show that any routing system that has a dispute ring is not safe under filtering (Section 5). Using the dispute wheel concept, Griffin *et al.* showed a sufficient condition for safety, proving that if a routing system is unsafe then it must have a dispute wheel. In contrast, to our knowledge, our result is the first known necessary condition for safety under filtering.

Third, we show that under ranking independence and unrestricted filtering, the set of allowable rankings that guarantee safety is effectively ranking based on (weighted) shortest paths. In Section 6, we prove that any routing system that permits paths of length $n+2$ to be ranked over paths of length n can have a dispute ring, and is thus unsafe under filtering. We also prove that any routing system that permits paths of length $n+1$ to be ranked over paths of length n can have a dispute wheel. In summary, our results indicate that stable policy routing with provider independence (*i.e.*, ranking independence and unrestricted filtering) requires tight constraints on rankings.

Our findings may be interpreted in several ways. The optimist will note that checking a set of rankings to ensure safety is trivial, because all it requires is that BGP routers modify the decision process to consult a route’s “local preference” attribute only after considering its AS path length. The pessimist, however, will note that guaranteeing safe routing, preserving ranking independence, and allowing unrestricted filtering, requires constraints that may be too strong to permit sufficient ranking expressiveness, since it effectively precludes an AS from ranking longer paths over shorter ones. In either case, our results suggest that stable interdomain routing protocols face a fundamental tradeoff between the expressiveness and independence of an AS’s policies.

2. Background and Related Work

A seminal paper by Varadhan *et al.* observed that policy-based interdomain routing protocols could oscillate and defined the concept of safety [16]. Varadhan *et al.* also conjectured that routing systems that allow rankings other than



Figure 2: Constraints on filtering and topology are not enforceable.

those based on next-hop rankings or shortest path routing may be unsafe [16].

Griffin *et al.* asked how expressive an autonomous, robust routing system can be; this paper addresses this question [9]. Varadhan *et al.* showed that a routing system with an acyclic topology will have at least one stable path assignment if participants can only express next-hop preferences [16]. Feigenbaum *et al.* also observed this fact for general topologies [4]. In this paper, we show that when BGP’s protocol dynamics are taken into account, restricting each AS to only next-hop rankings does *not* guarantee that the routing system will be safe (even though the routing system always has at least one stable path assignment).

Gao and Rexford derived sufficient constraints on rankings, filtering, and network topology to guarantee routing stability; they also observe that these constraints reflect today’s common practice [5, 6]. They showed that if every AS considers each of its neighbors as either a customer, a provider, or a peer, and obeys certain local constraints on rankings and filtering, and if the routing system satisfies certain topology constraints, then BGP is stable. However, their model does not incorporate ranking independence, as their proposed topological constraints are global. Furthermore, their model restricts filtering; the example below illustrates why these restrictions may sometimes be too strict.

Example 2 Figure 2 shows a situation that occurred in the Internet in 2001 [2]. When PSINet terminated its peering with AboveNet, AboveNet lost connectivity to PSINet’s customers, d_1 . To restore connectivity, AboveNet bought “transit” service from Verio (already a peer of PSINet), but only for routes to PSINet and its customers.

Verio does not filter d_1 (or any of PSINet’s prefixes) from AboveNet, which is only possible if Verio treats AboveNet as a customer. The constraints imposed by Gao and Rexford state that an AS *must* prefer customer routes over peering routes.¹ This constraint requires Verio to rank AboveNet’s route to d_2 over any other available routes to d_2 in order to guarantee stability, which restricts Verio’s flexibility in how it can select routes. Establishing a new business relationship (and, hence, altering its filtering policies) *requires* Verio to change its rankings as well. ■

Various previous work has studied *global* conditions to guarantee the safety of routing systems; global conditions presume that the routing system does not preserve local choice of rankings (*i.e.*, ranking independence). Griffin *et al.* showed that, if the rankings of the ASes in a routing systems do not form a *dispute wheel* (a concept that describes

¹Gao and Rexford present a weaker constraint that allows an AS to rank routes learned from customers and peers over those from providers, but does *not* require customer routes to be strictly preferred over routes from peers. This relaxed condition requires that there are no instances where an AS’s customer is also a peer of another one of the AS’s peers. Of course, Example 2 could also violate this constraint on the topology: PSINet is Verio’s customer for d_1 , but it would be reasonable for PSINet to peer with another of Verio’s peers, since all are “tier-1” ISPs.

global relationship between the rankings of a set of ASes), then the routing system is safe [10]. Griffin *et al.* also showed how to modify a BGP-like path vector protocol to detect the existence of a dispute wheel but left unspecified how the ASes should resolve the dispute wheel [11]. Machiraju and Katz defined a new global invariant for determining safety when at most one AS deviates from the conditions of Gao and Rexford [13]. Govindan *et al.* proposed a routing architecture where ASes coordinate their policies [7, 8] using a standardized policy specification language [1]. Jaggar and Ramachandran presented global conditions that guarantee safety of routing systems that allow ASes to express only next-hop preferences over routes, and designed centralized and distributed algorithms to check these global conditions [12]. Sobrinho defined new concepts that describe global relationships between preferences and incorporated several previous results (including those of both Griffin *et al.* [10] and Gao and Rexford [6]) into a single algebraic framework [15]. In contrast to these studies of global conditions for safety, this paper studies the conditions under which a policy-based interdomain routing protocol can be stable if it preserves ranking independence.

3. Routing Model and Definitions

We now define our routing model. After introducing some basic terminology, we formally define two notions of good behavior for routing protocols: *stability* and *safety*. Finally, we extend each of these two definitions to deal with the case where ASes may arbitrarily filter paths from each other.

3.1 Preliminaries

We consider a model consisting of N ASes (nodes)², labeled $1, \dots, N$. Each of these nodes wishes to establish a path to a single destination, labeled node 0. We precisely define a path next.

Definition 1 (Path) A path from i to j is a sequence of nodes $P = i i_1 i_2 \dots i_m j$ with no repeats,; i.e., such that $i_u \neq i_v$ if $u \neq v$, and $i_u \neq i, j$ for all u .

We denote the number of hops in a path P as $\text{length}(P)$; note that a path with n nodes has $n - 1$ hops. In addition, given an AS k , we will write $k \in P$ if node k appears in P . For clarity, given a path P from i to j , we will often denote P by iPj ; furthermore, if P is a path from i to j , and Q is a path from j to k , then we will denote the concatenation of P and Q by $iPjQk$.

We denote the set of *all* paths from i to 0 (i.e., all paths on the complete graph) using the nodes $1, \dots, N$ by \mathcal{P}_i^N . Given the set of nodes $\{1, \dots, N\}$, each AS i will choose a *ranking* \prec_i over the set of all paths \mathcal{P}_i^N , defined as follows.

Definition 2 (Ranking) Given N , a ranking \prec_i for node i is a total ordering over the set of all paths \mathcal{P}_i^N ; thus, given any two paths $P, Q \in \mathcal{P}_i^N$, either $P \prec_i Q$ (i prefers Q to P) or $P \succ_i Q$ (i prefers P to Q).

An AS may always choose the *empty path*, ε , which is equivalent to total disconnection from the destination node 0. Thus, we have $\varepsilon \in \mathcal{P}_i^N$ for all i and N . Furthermore, we

²In this paper, we use the terms “AS” and “node” interchangeably.

assume that every AS strictly prefers connectivity to disconnection, so that $P \succ_i \varepsilon$ for all $P \in \mathcal{P}_i^N$.

Note that all paths may not be available to node i , due to both topological constraints and filtering by other nodes. Throughout the paper, we will use $\mathcal{F}_i \subseteq \mathcal{P}_i^N$ to denote the set of paths actually available for use by node i . The empty path is always available; i.e., $\varepsilon \in \mathcal{F}_i$.

A *routing system* is specified by the rankings of the individual nodes, together with the paths available to the individual nodes. Observe that we have decoupled the “routing policy” of each AS i into two components: the rankings \prec_i of AS i over route advertisements received (i.e., a “ranking”); and a determination of which paths are filtered from other ASes (i.e., “filtering”). The filtering decisions of all nodes, together with physical constraints on the network, yield the sets $\mathcal{F}_1, \dots, \mathcal{F}_N$. We thus have the following formal definition of a routing system.

Definition 3 (Routing system) A routing system is a tuple $(N, \prec_1, \dots, \prec_N, \mathcal{F}_1, \dots, \mathcal{F}_N)$, where node i has ranking \prec_i over the set \mathcal{P}_i^N , and \mathcal{F}_i is the set of paths available to node i .

A routing system specifies the input to any interdomain routing protocol we might consider. Given this input, the protocol should converge to a “routing tree”: that is, an assignment of a path to each AS, such that the routes taken together form a spanning tree rooted at 0. To formalize this notion, we must define path assignments and consistent paths.

Definition 4 (Path assignment) A path assignment for the routing system $(N, \prec_1, \dots, \prec_N, \mathcal{F}_1, \dots, \mathcal{F}_N)$ is a vector of paths $\mathbf{P} = (P_1, \dots, P_N)$ such that, for all i , $P_i \in \mathcal{F}_i$.

Thus, a path assignment is an assignment of a feasible path to each AS i , where feasibility is determined by the set of paths \mathcal{F}_i . Even though each node has a path assigned, these paths may not be *consistent*: node i may be assigned a path $P_i = ij\hat{P}_j0$, where j is the first node traversed on P_i , and where \hat{P}_j is a path from j to 0. However, the path \hat{P}_j may not be the same as the path P_j assigned to j in the path assignment \mathbf{P} ; in fact, \hat{P}_j may not even be in the set of feasible paths \mathcal{F}_j . For example, a node or link along the path \hat{P}_j may experience a failure, causing the routing protocol to withdraw the path; if j has heard such a withdrawal but i has not, then it is possible that $P_i = ij\hat{P}_j0$ until node i learns that \hat{P}_j no longer exists. To formally capture such situations, we now define consistent paths and consistent path assignments.

Definition 5 (Consistent path) Given a path assignment \mathbf{P} , a path \hat{P}_i for node i is consistent with \mathbf{P} if one of the following holds:

1. $\hat{P}_i = \varepsilon$; or
2. $\hat{P}_i = i0$; or
3. $\hat{P}_i = ijP_j0$, for some $j \neq i$.

It is clear that a routing protocol where packets are routed solely on destination should ultimately assign paths that are consistent with each other. We now formally define a consistent path assignment.

Definition 6 (Consistent path assignment) A consistent path assignment for the routing system $(N, \prec_1, \dots, \prec_N, \mathcal{F}_1, \dots, \mathcal{F}_N)$ is a path assignment vector $\mathbf{P} = (P_1, \dots, P_N)$ such that for all i , P_i is consistent with \mathbf{P} .

3.2 Stability and Safety

Informally, a path assignment is *stable* if it is consistent, and no node has a more preferred consistent path available.

Definition 7 (Stable path assignment) Given a routing system $(N, \prec_1, \dots, \prec_N, \mathcal{F}_1, \dots, \mathcal{F}_N)$, and a consistent path assignment \mathbf{P} , we say that \mathbf{P} is stable if for all nodes i , and all paths \hat{P}_i that are consistent with \mathbf{P} , $\hat{P}_i \prec_i P_i$.

Definition 8 (Stable routing system) The routing system $(N, \prec_1, \dots, \prec_N, \mathcal{F}_1, \dots, \mathcal{F}_N)$ is stable if there exists at least one stable path assignment \mathbf{P} .

The stability of a routing system does not indicate whether a routing protocol will converge *regardless* of the initial path assignment. For this purpose, we introduce *safety*, which states that a protocol eventually converges, regardless of the initial path assignment and ordering of the routing messages.

In defining safety, we will consider a simplified abstraction of BGP. We model the process by which nodes receive route advertisements from other nodes and subsequently update their own route decisions. In this paper, we will consider a protocol dynamic where at each time step only a single AS is *activated*; when activated, an AS immediately processes all pending incoming route advertisements, and then makes a route decision. Formally, this will translate into a path assignment sequence where exactly one node (the “activated” node) changes its route at any given time step.

A routing system is safe if no oscillation occurs regardless of the order in which nodes are activated. We start, therefore, by defining a fair activation sequence.

Definition 9 (Fair activation sequence) The sequence i_1, i_2, \dots is a fair activation sequence if each node $i = 1, \dots, N$ appears infinitely often in the sequence.

This definition of fair activation sequence is similar to that presented by Gao and Rexford [6], except that in our definition we only activate one node at a time. This distinction is not major: we can interpret the Gao and Rexford dynamics as a model where outstanding routing messages may be in flight when a particular node is activated.

We now define our simplified model of the routing protocol dynamics: that is, starting from an initial path assignment \mathbf{P}_0 , and given a fair activation sequence of nodes i_1, i_2, \dots , what is the resulting observed sequence of path assignments $\mathbf{P}_1, \mathbf{P}_2, \dots$? To formalize the dynamics of our model, we consider an abstraction of the BGP decision process described in Figure 3. At each time t , a node i_t is activated, and chooses its most preferred available path consistent with the path assignment \mathbf{P}_{t-1} . All other nodes’ paths remain unchanged. It is clear that this decision process yields a sequence of path assignments $\mathbf{P}_1, \mathbf{P}_2, \dots$.

After any given activation step t , the overall path assignment \mathbf{P}_t may not be consistent. Inconsistencies reflect the fact that a node only updates its path assignment in response

Routing protocol dynamics

At time $t - 1$, the current path assignment is \mathbf{P}_{t-1} ; i.e., each node i has currently selected path $P_{i,t-1}$ to the destination 0. At time t :

1. A given node i_t is activated.
2. Node i_t updates its path to be the *most preferred path* (according to \prec_{i_t}) consistent with \mathbf{P}_{t-1} . That is,
 - (a) $P_{i_t,t} \in \mathcal{F}_{i_t}$ is consistent with \mathbf{P}_{t-1} , and
 - (b) $P_{i_t,t} \succ_{i_t} \hat{P}_{i_t} \forall \hat{P}_{i_t} \in \mathcal{F}_{i_t}$ consistent with \mathbf{P}_{t-1} .
3. All other nodes leave their paths unchanged.

Figure 3: The routing protocol dynamics, given an activation sequence i_1, i_2, \dots . The process starts from an initial path assignment \mathbf{P}_0 .

to the receipt of a route advertisement. If, at time t_0 , a node i is using a path that traverses some other node j that has since changed paths, then node i would obviously continue to use (and advertise) that *inconsistent* path until it receives a routing update that reflects that the path through j has disappeared or changed. When activated, say, at time $t > t_0$, node i would discover that the path it was using was inconsistent with \mathbf{P}_t and would then instead select its highest-ranked path that was consistent with \mathbf{P}_t . The activation of a node at some time t corresponds to that node receiving all available routing information in the system up to that time.

With the definition of our protocol dynamics in hand, we can define protocol *safety*. Given a routing system and an activation sequence, we say that the system has converged if, after some finite time, the path assignment remains invariant for all future time. A protocol is *safe* if it converges to a stable path assignment, regardless of the initial path assignment and fair activation sequence.

Definition 10 (Safety) A routing system $(N, \prec_1, \dots, \prec_N, \mathcal{F}_1, \dots, \mathcal{F}_N)$ is safe if for any initial path assignment \mathbf{P}_0 and fair activation sequence i_1, i_2, \dots , there exists a finite t_i such that $\mathbf{P}_s = \mathbf{P}_t$ for all $s, t \geq t_i$.

We observe that since the activation sequences are fair in the preceding definition, if a routing system converges to \mathbf{P}_t , then the resulting path assignment to which the system converges must be both consistent and stable. If not, at least one node would change its path assignment eventually.

3.3 Filtering

In this paper, we are interested in the stability and safety of systems that result when nodes are allowed to filter routes from other nodes. We thus require conditions stronger than stability and safety, known as *stability under filtering* and *safety under filtering*. Informally, a routing system is stable (respectively, safe) under filtering if, under any choices of export filters made by the ASes, the resulting routing system is always stable (respectively, safe). We formalize these notions as follows.

Definition 11 (Stable under filtering) The routing system $(N, \prec_1, \dots, \prec_N, \mathcal{F}_1, \dots, \mathcal{F}_N)$ is stable under filtering if, for

all choices of available paths $\hat{\mathcal{F}}_i \subseteq \mathcal{F}_i$ for $i = 1, \dots, N$, the routing system $(N, \prec_1, \dots, \prec_N, \hat{\mathcal{F}}_1, \dots, \hat{\mathcal{F}}_N)$ is stable.

Definition 12 (Safe under filtering) The routing system $(N, \prec_1, \dots, \prec_N, \mathcal{F}_1, \dots, \mathcal{F}_N)$ is safe under filtering if, for all choices of available paths $\hat{\mathcal{F}}_i \subseteq \mathcal{F}_i$ for $i = 1, \dots, N$, the routing system $(N, \prec_1, \dots, \prec_N, \hat{\mathcal{F}}_1, \dots, \hat{\mathcal{F}}_N)$ is safe.

We interpret these definitions as follows. The set of available paths \mathcal{F}_i gives the set of paths that are physically possible for AS i to use, given the current network topology. Once all ASes have chosen their route filters (which may be arbitrarily defined), the set $\hat{\mathcal{F}}_i$ gives the set of paths that can ever be used by node i in route advertisements. Since we allow arbitrary choice of filters, the resulting routing system should be stable and safe regardless of the choices of $\hat{\mathcal{F}}_1, \dots, \hat{\mathcal{F}}_N$ that are made.

4. Ranking Classes and Safety

In this section, we study two natural ranking classes under which ASes retain policy independence in setting rankings over paths. First, in Section 4.1, we study the rankings where each AS is allowed to rank paths solely based on the immediate next-hop AS, called “next-hop rankings”. We show that (1) there are routing systems where each node has only a next-hop ranking that are unsafe; and (2) even though all routing systems where nodes have next-hop rankings are stable, there exist some routing systems of this form that are not stable under filtering.

In Section 4.2, we study the properties of routing systems where each node is allowed to choose a weight for all its outgoing links, and rankings are derived from a “total” weight associated to each path. The total weight of a path is defined as the weight of the first link on that path, plus a discounted sum of the weights of all remaining links on that path. We show that if the discount factor is anything other than 1 (which corresponds to shortest path routing), then there exist weight configurations that yield an unsafe routing system.

4.1 Next-Hop Rankings

One natural set of rankings for a routing system is one where each AS can express rankings over paths solely based on the next-hop AS in the path. Such a class of rankings makes sense because an AS establishes bilateral contracts with its immediate neighbors and, as such, will most often wish to configure its rankings based on the immediate next-hop AS en route to the destination. For example, an AS will typically prefer sending traffic via routes through its neighboring customer ASes over other ASes, since those customer ASes are paying based on traffic volume. We formally define next-hop rankings as follows:

Definition 13 (Next-hop ranking) Given N , \prec_i is a next-hop ranking if, for all nodes j, k with i, j, k distinct, we have:

$$ijP_j0 \prec_i ikP_k0 \Rightarrow ijP'_j0 \prec_i ikP'_k0, \quad (1)$$

for all $P_j, P'_j \in \mathcal{P}_j^N$, and $P_k, P'_k \in \mathcal{P}_k^N$. (Here we interpret $\mathcal{P}_i^N = \{\varepsilon\}$.)

Thus, \prec_i ranks paths based only on the first hop of each path.




Figure 4: Next-hop rankings are not safe in this routing system. AS 1 prefers all paths through AS 3 over the direct path to the destination 0 (with ties broken deterministically) and prefers the direct path over all paths through AS 2. Similarly, AS 3 prefers all paths via AS 2, and so forth.

Such a restriction on policy would still be sufficiently rich to achieve most traffic engineering goals, since most policies are based on the immediate next-hop AS [3]. Additionally, this set of rankings might appear to be expressive enough for most policy goals, since most routing policies are dictated according to the AS’s business relationship with its immediate neighbor.

Previous work has shown that a routing system where each node has a next-hop ranking always has at least one stable path assignment [4]. In this section, we first show that *there exists a routing system where each node has a next-hop ranking and the system is unsafe, even with no filtering*. Then, we show that there may exist $\hat{\mathcal{F}}_1 \dots \hat{\mathcal{F}}_N$, where $\hat{\mathcal{F}}_i \subseteq \mathcal{F}_i$ for all i , such that even though the system $(N, \prec_1 \dots \prec_N, \mathcal{F}_1 \dots \mathcal{F}_N)$ is stable, the filtered system $(N, \prec_1 \dots \prec_N, \hat{\mathcal{F}}_1 \dots \hat{\mathcal{F}}_N)$ is unstable. That is, there exist routing systems with next-hop rankings for which a stable path assignment exists, but introducing filtering can yield a system where *no* stable path assignment exists.

Observation 1 A routing system where each node has only a next-hop ranking may be unsafe.

Example 3 A routing system where each node has a next-hop ranking may not be safe. Consider Figure 4. In this example, each AS ranks every one of its neighboring ASes. For example, AS 1 prefers all paths that traverse AS 3 as the immediate next hop over all paths that traverse AS 0 as the immediate next hop, regardless of the number of ASes each path traverses; similarly, AS 1 prefers paths that traverse AS 0 as the immediate next hop over paths that traverse AS 2. Each AS advertises its best path to the destination to all of its neighbors (*i.e.*, the system has no filtering). Now consider the activation sequence in Figure 4(b); if infinitely repeated, this activation sequence would be fair, and the routing system would oscillate forever. Thus, the routing system is not safe.

Note that this system is not *safe*, but it is *stable*: for example, the path assignment (10, 210, 3210) is stable. Nodes 2 and 3 are using paths through their most preferred nodes. Node 1’s most preferred node, node 3, is using a path that already goes through node 1, so node 1 is also using its most preferred consistent path. As every node is using its most preferred consistent path, no node will change paths when activated, so the path assignment is stable. ■

A routing system where each node has a next-hop ranking may not be safe, but Feigenbaum *et al.* showed that there is always guaranteed to be at least one stable path assignment

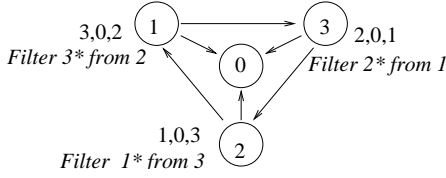


Figure 5: This routing system is stable without filtering but unstable under filtering. The figure shows an unsafe routing system with next-hop rankings and filtering that is equivalent to the unstable routing system with the rankings over paths shown in Figure 1.

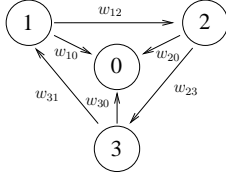


Figure 6: Routing system with edge weight-based rankings.

for such routing systems [4]. However, allowing nodes to filter paths from each other can create routing systems for which there is *no* stable path assignment.

Observation 2 *There exist routing systems with next-hop rankings for which a stable path assignment exists, but introducing filtering can yield a system where no stable path assignment exists.*

Example 4 Consider Figure 5. As before, each AS ranks every one of its neighboring ASes. Additionally, each AS may also declare arbitrary filtering policies. In this example, each AS (other than the destination) does *not* readvertise any indirect path to the destination. For example, AS 1 does not advertise the path 130 to AS 2, and thus the path 2130 is not available to AS 2. Formally, we define $\mathcal{F}_1 = \{130, 10\}$, $\mathcal{F}_2 = \{210, 20\}$, and $\mathcal{F}_3 = \{320, 30\}$.

It is possible to show that the resulting routing system is actually equivalent to the system in Figure 1, once the filtered paths are removed from each node’s ranking. Thus, the filtered routing system is unstable by the same reasoning as in Example 1: for any path assignment in this routing system, at least one AS will have a higher ranked consistent path (and, hence, has an incentive to deviate from the path assignment). For example, consider the path assignment $P_1 = (130, 20, 30)$. AS 3 prefers to switch paths to 320, since 2 is its preferred next hop AS. ■

Using a construction similar to that in Example 2, it is possible to show how this example could arise in practice. The example demonstrates the complex interaction between filtering and rankings—a class of rankings that guarantees stability without filtering can yield unstable routing systems under certain filtering conditions.

4.2 Edge Weight-Based Rankings

There exists at least one routing model that preserves ranking independence and yet ensures stability: if each provider is allowed to choose edge weights for its outgoing links, and each provider ranks paths based on the sum of edge weights, the resulting “shortest paths” routing system is guaranteed

to be safe [10]. Since this result holds for any $\mathcal{F}_1, \dots, \mathcal{F}_N$, any routing system built in this way is guaranteed to be safe under filtering. In this section, we will formulate a generalized model of such *edge weight-based rankings*, with both next-hop rankings and shortest path routing as special cases. Such rankings do not allow providers to directly specify their ranking; rather, the rankings of each provider are *derived* from the strategic choices made by all providers, namely, the choices of outgoing link weights that each provider sets. This notion of “derived” rankings is a potentially useful method for ensuring policy independence in interdomain routing protocols.

Definition 14 (Edge weight-based rankings)

$(N, \prec_1, \dots, \prec_N, \mathcal{F}_1, \dots, \mathcal{F}_N)$ is a routing system with edge weight-based rankings if there exists an assignment of edge weights w_{ij} to each ordered pair of ASes i, j , together with a parameter $\alpha \in [0, 1]$, such that for each AS i and paths $P_i, \hat{P}_i \in \mathcal{P}_i^N$ with $P_i = ii_1 \dots i_n 0$ and $\hat{P}_i = ij_1 \dots j_m 0$, there holds:

$$P_i \prec_i \hat{P}_i \text{ if and only if } w_{ii_1} + \alpha \left(\sum_{k=1}^{n-1} w_{i_k i_{k+1}} + w_{i_n 0} \right) > w_{ij_1} + \left(\sum_{\ell=1}^{m-1} w_{j_\ell j_{\ell+1}} + w_{j_m 0} \right).$$

The interpretation of this definition is as follows. Each node chooses edge weights for all possible outgoing links; *i.e.*, node i chooses a weight w_{ij} for each node j . Next, node i determines its rankings by ordering all paths $P_i = ii_1 \dots i_n 0$ in increasing order according to their weight $w_{ii_1} + \alpha(\sum_{k=1}^{n-1} w_{i_k i_{k+1}} + w_{i_n 0})$, where α is a global parameter used to weight the tail of the path. The parameter α allows us to compare two extreme points: $\alpha = 1$, corresponds to shortest path routing based on the matrix of edge weights w , while $\alpha = 0$ corresponds to next-hop rankings. A natural question to ask is whether a routing system using edge weight-based rankings can be safe for intermediate values of α . It turns out that the *only* edge weight-based ranking class that can guarantee safety (and safety under filtering), regardless of the weights chosen by each provider, is the scheme defined by $\alpha = 1$; *i.e.*, shortest path routing.

Observation 3 *A routing system with edge weight-based rankings may be unstable for any α where $0 < \alpha < 1$.*

Example 5 Consider the routing system shown in Figure 6. If the system is such that each node prefers the two-hop path to the destination, followed by the one-hop (*i.e.*, direct) path, followed by the three-hop path, then the system will be unstable because its behavior will match Example 1. The routing system will be unstable if the following conditions are satisfied, for all $i = 1, 2, 3$: $w_{i,i+1} + \alpha w_{i+1,0} < w_{i,0} < w_{i,i+1} + \alpha(w_{i+1,i+2} + w_{i+2,0})$ (for addition modulo 3). If $\alpha = 1$, these inequalities cannot be simultaneously satisfied for any nonnegative choice of the edge weight vector w ; this is to be expected, since $\alpha = 1$ corresponds to shortest path routing. On the other hand, if $0 < \alpha < 1$, then many vectors w exist satisfying the inequalities above. For example, we can choose $w_{10} = w_{20} = w_{30} = 1$,

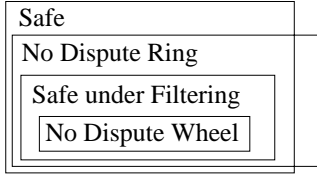


Figure 7: Relationships between safety and dispute rings and wheels. Previous work showed that a routing system with no dispute wheel is safe [10]. Section 5 presents all other relationships shown in this figure.

and let $w_{12} = w_{23} = w_{31} = x$, for any x such that $(1 - \alpha)/(1 + \alpha) < x < 1 - \alpha$. For this definition of w , all three inequalities above will be satisfied, and thus the rankings of each node will lead to the same oscillation described in Example 1. ■

5. Dispute Wheels and Dispute Rings

Our goal is to study the classes of rankings for which the routing system is guaranteed to be safe under filtering. Safety is a dynamic concept, and Griffin *et al.* have shown that checking whether a particular routing system is safe is NP-hard [10]. To simplify our study of safety, we introduce a useful concept developed by Griffin *et al.* [10], known as a *dispute wheel*. Informally, a dispute wheel gives a listing of nodes, and two path choices per node, such that one path is always preferred to the other. If a routing system oscillates, then it is possible to construct a dispute wheel whereby each node in the wheel selects its more preferred path (via the node in the clockwise direction) over its less preferred path. Griffin *et al.* showed that if a routing system with no filtering does not have a dispute wheel, then it is safe.

The dispute wheel is a useful concept because it allows us to analyze dynamic properties such as safety by simply looking at the rankings of each node in the routing system. In this section, we formally define a dispute wheel and show the relationship of Griffin’s routing model, which simulates messages being passed between nodes, to the model we use in this paper, which uses fair activation sequences. This relationship allows us to leverage Griffin’s previous results to study safety in terms of the routing model in this paper. We then extend the framework of Griffin *et al.* by defining a special type of dispute wheel called a *dispute ring* and show that, if any routing system has a dispute ring, then it is unsafe under filtering. Finally, we relate dispute wheels to dispute rings and show that, although the presence of a dispute ring guarantees that a routing system is unsafe under filtering, it does not necessarily imply that a routing system is unsafe without filtering. Figure 7 summarizes the results of this section and how they relate to results from previous work [10].

5.1 Dispute Wheels and Safety

We start by formally defining dispute wheels.

Definition 15 (Dispute wheel) *Given a routing system $(N, \prec_1, \dots, \prec_N, \mathcal{F}_1, \dots, \mathcal{F}_N)$, a dispute wheel is a collection of distinct nodes i_1, \dots, i_m , called pivots, together with two sets of paths P_1, \dots, P_m and Q_1, \dots, Q_m , such that the following conditions hold (where we define $i_{m+1} = i_1$ for notational convenience):*

1. $P_k \in \mathcal{F}_{i_k}$ for all $k = 1, \dots, m$;

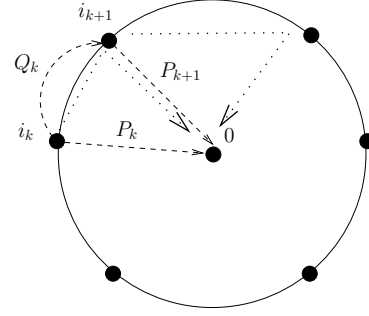


Figure 8: Illustration of a dispute wheel. Dotted lines show preferred (indirect) paths to the destination. The nodes i_1, \dots, i_m are pivots.

2. Q_k is a path from i_k to i_{k+1} for all $k = 1, \dots, m$;
3. The path $\hat{P}_k = i_k Q_k i_{k+1} P_{k+1} 0$ is feasible, i.e., $\hat{P}_k \in \mathcal{F}_{i_k}$, and
4. $\hat{P}_k \succ_{i_k} P_k$.

Thus, each node i_k prefers the path $i_k Q_k i_{k+1} P_{k+1} 0$ to the path $i_k P_k 0$. Figure 8 shows a graphical representation of a dispute wheel.

As previously shown by Griffin *et al.* [10], the most important feature of dispute wheels for our purposes is that if a routing system has no dispute wheels, then it is safe. To use this result for analyzing routing systems as we defined in Definition 3 (Section 3), we must show that safety in the Simple Path Vector Protocol (SPVP) defined by Griffin *et al.* [10] implies safety in our model.

Proposition 1 *Given a routing system, a fair activation sequence, and an initial path assignment P_0 , let P_1, P_2, \dots be the resulting sequence of path assignments according to the dynamics described in Figure 3. Then there exists a sequence of messages in the Simple Path Vector Protocol (SPVP) such that the same sequence of path assignments is observed.*

Thus, in particular, if a routing system is safe under SPVP, then it is safe according to Definition 10.

Proof Sketch. The key difference between SPVP and the dynamics we have defined is that SPVP is *asynchronous* (i.e., at any time step, messages may be in flight), so different nodes may have different assumptions about the global path assignment at any time. However, SPVP is *nondeterministic* with respect to the timing of messages; the delay between a routing update at node j and the receipt of the new route advertisement from node j at node i can be arbitrary. We use this fact to construct, inductively, a sequence of messages such that at time t , the current set of paths available to node i_t in SPVP corresponds exactly to P_{t-1} . Furthermore, we time the delivery of routing updates to node i_t in SPVP so that any updates that occurred since the last time i_t was activated arrive exactly at the start of time step t . In SPVP, this will initiate a routing update at node i_t , which corresponds exactly to the activation of i_t in our model (see Figure 3).

Thus, the sequence of path assignments seen in this realization of SPVP matches the sequence of path assignments seen in our dynamics. We conclude that if SPVP is guaranteed to be safe for the given routing system (i.e., if eventually no further routing updates occur, regardless of the initial

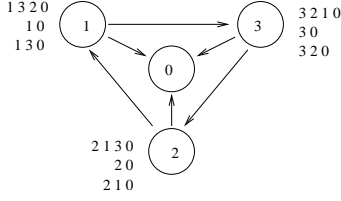


Figure 9: A routing system that is safe for any choice of filters.

path assignment), then the routing system is safe according to Definition 10 as well. ■

Corollary 1 *If a routing system $(N, \prec_1, \dots, \prec_N, \mathcal{F}_1, \dots, \mathcal{F}_N)$ has no dispute wheel, then it is safe.*

Corollary 2 *If a routing system $(N, \prec_1, \dots, \prec_N, \mathcal{F}_1, \dots, \mathcal{F}_N)$ has no dispute wheel, then it is safe under filtering.*

Proof. Choose subsets $\hat{\mathcal{F}}_i \subseteq \mathcal{F}_i$. Then, any dispute wheel for the routing system $\hat{S} = (N, \prec_1, \dots, \prec_N, \hat{\mathcal{F}}_1, \dots, \hat{\mathcal{F}}_N)$ is also a dispute wheel for the original routing system $S = (N, \prec_1, \dots, \prec_N, \mathcal{F}_1, \dots, \mathcal{F}_N)$. ■

We conclude that if no dispute wheel exists, then not only does this guarantee any resulting routing system is safe, but it will also ensure safety under filtering. Unfortunately, this condition is not a necessary condition for safety, and thus not much can be said about a system that does have a dispute wheel. Furthermore, there exist routing systems that have a dispute wheel but which are safe under filtering.

Observation 4 *The existence of a dispute wheel does not imply that the routing system is unsafe, nor that the routing system is not safe under filtering.*

Example 6 See Figure 9. The first two most preferred paths in each node’s ranking form a dispute wheel, but the system is safe: the system converges to $P = (10, 20, 30)$. Furthermore, no combination of filters can create an oscillation. The two-hop paths are not part of the stable path assignment, so filtering those paths has no effect on the protocol dynamics. Filtering a three-hop path would simply result in a node selecting the direct path to the destination, and the node would never deviate from that path; thus, an oscillation would not occur. If one direct path is filtered, then the other two nodes will take direct paths to the destination and the node whose direct path is filtered will take its most preferred three-hop path. If two direct paths are filtered, then P is simply a chain to the destination: the node that has the direct path takes it, and the other two nodes will take two and three-hop paths. ■

5.2 Dispute Rings and Safety

In this section, we extend the dispute wheel notion to understand the relationship between ranking expressiveness and safety under filtering. We define a relationship between rankings called a *dispute ring*, a special case of a dispute wheel where each node appears at most once.

Definition 16 (Dispute ring) *A dispute ring is a dispute wheel—a collection of nodes i_1, \dots, i_m and paths $P_1, \dots, P_m, Q_1, \dots, Q_m$ satisfying Definition 15—such that $m \geq 3$, and no node in the routing system appears more than once in the wheel.*

The dispute ring is a useful concept because it allows us to prove a necessary condition for safety under filtering.

Proposition 2 *If a routing system has a dispute ring, then it is not safe under filtering.*

Proof. Assume that a routing system has a dispute ring, defined by i_1, \dots, i_m , and paths $Q_1, \dots, Q_m, P_1, \dots, P_m$. Then, construct filters such that \mathcal{F}_i contains only the paths in that dispute ring. Specifically, \mathcal{F}_i contains the following paths from \mathcal{P}_i^N (where we define $i_{m+1} = i_1$). (1) If i is not in the dispute ring, then $\mathcal{F}_i = \emptyset$. (2) If i is a pivot node on the dispute ring, say $i = i_k$, then \mathcal{F}_i contains exactly two paths: P_k , and $i_k Q_k i_{k+1} P_{k+1} 0$. (3) If i is not a pivot node, but $i \in Q_k$ for some k , then we can write $Q_k = i_k Q_k^1 i_k Q_k^2 i_{k+1}$. In this case \mathcal{F}_i consists of the single path $i_k Q_k^2 i_{k+1} P_{k+1} 0$. (4) If i is not a pivot node, but $i \in P_k$ for some k , then we can write $P_k = i_k P_k^1 i P_k^2 0$. In this case, \mathcal{F}_i consists of the single path $i P_k^2 0$. Since each node appears at most once on the dispute ring, the preceding definition uniquely defines \mathcal{F}_i for all nodes i .

There exists at least one consistent path assignment P_i such that some pivot node i_{k-1} is using its most preferred path, $i_{k-1} Q_{k-1} i_k P_k 0$, every other pivot node i_j is using path $i_j P_j 0$, and every other non-pivot node i uses its only available path consistent with this assignment. Then, the following activation sequence will result in an oscillation:

1. *Activate node i_k .* Node i_k then switches to its more preferred path, $i_k Q_k i_{k+1} P_{k+1} 0$.
2. *Activate nodes along Q_{k-1} in reverse order, from the node immediately preceding i_k , to i_{k-1} .* All nodes along Q_{k-1} switch to the empty path, ε .
3. *Activate node i_{k-1} .* The path $i_{k-1} Q_{k-1} i_k P_k 0$ is now inconsistent, so i_{k-1} must switch to the path $i_{k-1} P_{k-1} 0$.
4. *Return to Step 1 with k replaced by $k + 1$, and iterate again.*

By the fourth step of the iteration above, the new path assignment is “isomorphic” to the initial configuration: now node i_k is using the path $i_k Q_k i_{k+1} P_{k+1} 0$, and every other pivot node i_j is using path $i_j P_j 0$. Thus, as this iteration repeats, the dynamics will ultimately reach node i_k once again with the original path assignment. Note that all paths in this activation sequence are guaranteed to be available and consistent, by the definition of \mathcal{F}_i . To make this activation sequence fair, we must also activate (1) the nodes that are not in $P_i \cup Q_i$ for any i in the dispute ring; and (2) the non-pivot nodes in P_i for all i in the dispute ring. The nodes that are not in $P_i \cup Q_i$ for any i have only the path ε available, and each non-pivot node in P_i (for all i) has only one path to the destination available. Therefore, these nodes will never change paths, and do not affect the oscillation. ■

We emphasize that, for simplicity, we reduced the set of filters, \mathcal{F}_i , to include only the set of paths that are involved

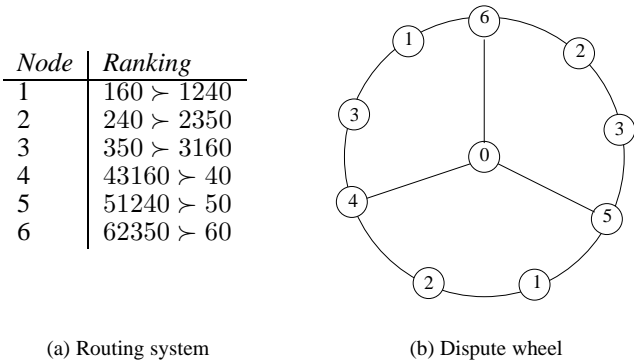


Figure 10: System that (1) has no dispute ring and (2) is not safe.

Act.	Path Assignment					
	1	2	3	4	5	6
—	(1 2 4 0)	(2 4 0)	(3 5 0)	(4 0)	(5 0)	(6 0)
5	(1 2 4 0)	(2 4 0)	(3 5 0)	(4 0)	(5 1 2 4 0)	(6 0)
1	(1 6 0)	(2 4 0)	(3 5 0)	(4 0)	(5 1 2 4 0)	(6 0)
3	(1 6 0)	(2 4 0)	(3 1 6 0)	(4 0)	(5 1 2 4 0)	(6 0)
4	(1 6 0)	(2 4 0)	(3 1 6 0)	(4 3 1 6 0)	(5 1 2 4 0)	(6 0)
5	(1 6 0)	(2 4 0)	(3 1 6 0)	(4 3 1 6 0)	(5 0)	(6 0)
3	(1 6 0)	(2 4 0)	(3 5 0)	(4 3 1 6 0)	(5 0)	(6 0)
2	(1 6 0)	(2 3 5 0)	(3 5 0)	(4 3 1 6 0)	(5 0)	(6 0)
6	(1 6 0)	(2 3 5 0)	(3 5 0)	(4 3 1 6 0)	(5 0)	(6 2 3 5 0)
4	(1 6 0)	(2 3 5 0)	(3 5 0)	(4 0)	(5 0)	(6 2 3 5 0)
2	(1 6 0)	(2 4 0)	(3 5 0)	(4 0)	(5 0)	(6 2 3 5 0)
1	(1 2 4 0)	(2 4 0)	(3 5 0)	(4 0)	(5 0)	(6 2 3 5 0)
5	(1 2 4 0)	(2 4 0)	(3 5 0)	(4 0)	(5 1 2 4 0)	(6 2 3 5 0)
6	(1 2 4 0)	(2 4 0)	(3 5 0)	(4 0)	(5 1 2 4 0)	(6 0)

Figure 11: Activation sequence for unsafe system from Figure 10.

in an oscillation. We note that there will typically be more permissive sets \mathcal{F}_i that will also result in oscillation, since the dispute ring is present in the underlying set of rankings. Our intent is to highlight the most basic case of filtering that can cause an oscillation, given the existence of a dispute ring.

Despite the fact that systems that are safe under filtering are guaranteed not to have a dispute ring, testing for a dispute ring is not sufficient to guarantee that the routing system is safe, as there exist routing systems without dispute rings that are unsafe. We give an example below.

Observation 5 *There exist unsafe routing systems that have a dispute wheel but do not have a dispute ring.*

Example 7 Consider the routing system described by Figure 10(a) and the corresponding dispute wheel in Figure 10(b). Suppose that nodes 1, 2, and 3 prefer two-hop paths over three-hop paths, and the only paths available to nodes are those depicted in the figure. This system is not safe; for example, suppose $P_0 = (1240, 240, 350, 40, 50, 60)$. The system then oscillates as shown in Figure 11. However, the system has no dispute ring; in particular, the dispute wheel depicted in Figure 10(b) cannot be reduced to a dispute ring. ■

6. Ranking Independence, Unrestricted Filtering, and Safety

In this section, we determine necessary and sufficient constraints on the allowable classes of rankings, such that if each

AS acts independently in setting its ranking while filtering is unrestricted, the protocol is guaranteed to be safe. We use the static concepts of dispute rings and dispute wheels to simplify checking safety, a dynamic property. As a result, we restrict our attention to characterizing whether a routing system where rankings are chosen independently by each AS can induce either a dispute ring or a dispute wheel.

A protocol’s configurable parameters implicitly restrict the rankings ASes can express. (In BGP, the set of protocol parameters is rich enough to allow providers to express essentially any possible ranking over paths.) We must ensure these constraints respect the ability of each AS to set rankings independently. In Section 6.1, we axiomatically formulate two properties that should be satisfied by any protocol that respects ranking independence: *permutation invariance* and *scale invariance*. The first requires the rankings allowed by the protocol to be independent of node labeling; and the second requires the allowed rankings to scale gracefully as nodes are added to the system. We abstract protocols satisfying these two conditions through the notion of a *local verifier*; such a verifier takes a single ranking as input, and accepts it if that ranking is allowed by the protocol.

In Section 6.2, we give two examples of such verifiers: the shortest hop count verifier (which only accepts rankings where shorter paths are preferred to longer paths), and the next hop verifier (which only accepts next hop rankings). We then determine the class of local verifiers such that, as long as each provider independently chooses an acceptable ranking, the resulting *global* routing system is guaranteed to be safe under filtering.³ In Section 6.3, we show that the only verifiers that are safe under filtering are nearly equivalent to the shortest hop count verifier.

6.1 Local Verifiers

In this section, we define a *local verifier*, which serves as an abstraction of the protocol’s constraints on allowed rankings over routes. We start by defining a (local) verifier, which takes as input the ranking of a single AS i , \prec_i^N and determines whether that set of rankings is allowable.

Definition 17 (Local verifier) *Given N nodes, a verifier $\pi(\prec_i)$ takes as input the ranking of a single AS i over all paths in \mathcal{P}_i^N , and returns “accept” if \prec_i is allowed by π , and returns “reject” otherwise. If $\pi(\prec_i) = \text{“accept”}$, we will say that \prec_i is π -accepted. If we are given a routing system $(N, \prec_1, \dots, \prec_N, \mathcal{F}_1, \dots, \mathcal{F}_N)$ where each \prec_i is π -accepted, we will say the routing system is π -accepted.*

A local verifier applies some set of conditions or tests to the rankings; these conditions determine whether it should accept or reject the ranking \prec_i for any AS i . We call such verifiers “local” because it takes as input a ranking for a *single* AS only.

We now define two natural conditions any verifier that preserves ranking independence should satisfy. First, the verifier’s conditions on rankings should provide consistent answers to different ASes, regardless of the *labeling* of the ASes. That is, for the verifier to preserve ranking independence, each AS should be subject to the same constraints on routing policies, and those constraints should not depend on

³We focus on safety since it is a more practically useful concept than stability.

the particular assignment of AS numbers to ASes. For example, suppose the routing system consists of three ASes, and AS 1 has an accepted ranking where it prefers 1230 over 120, and 120 over 10. Then we expect the same ranking should be accepted, even if the labels of nodes are *permuted*. For example, suppose we permute the node labels that $1 \rightarrow 2$, $2 \rightarrow 3$, and $3 \rightarrow 1$. Then node 2 should also have an accepted ranking where it prefers 2310 over 230, and 230 over 20 (since 2310, 230, and 20 are the new paths that result after applying the permutation to 1230, 120, and 10, respectively). If this property were not satisfied, then the verifier's decision to accept or reject a set of rankings would depend on the global assignment of AS numbers to nodes, not on the characteristics of the individual rankings themselves. We call this notion *permutation invariance*; to define it precisely, we must proceed through a sequence of definitions, starting with *path permutation*.

Definition 18 (Path permutation) Given N nodes, let σ be a permutation of the nodes $1, \dots, N$. Then σ induces a path permutation on any path $P = i_1 i_2 \dots i_m j$ from i to j , yielding a new path $\sigma(P) = \sigma(i_1) \sigma(i_2) \dots \sigma(i_m) \sigma(j)$ from $\sigma(i)$ to $\sigma(j)$. We always define $\sigma(0) = 0$.

Definition 19 (Ranking permutation) Given N nodes, let σ be a permutation of the nodes $1, \dots, N$. Then σ induces a ranking permutation on a ranking \prec_i for node i over the paths in \mathcal{P}_i^N , yielding a new ranking $\sigma(\prec_i)$ over the paths in $\mathcal{P}_{\sigma(i)}^N$, as follows: If $P_1, P_2 \in \mathcal{P}_i^N$, and $P_1 \prec_i P_2$, then $\sigma(P_1) \sigma(\prec_i) \sigma(P_2)$ (where $\sigma(P_i)$ is the path permutation of path P_i under σ).

Note that a permutation does not modify the routing system any substantive way, except to *relabel* the nodes, and to relabel the paths and rankings and in a way that is consistent with the relabeling of nodes.

Definition 20 (Permutation invariance) A verifier π is permutation invariant if, given N and a ranking \prec_i for an AS i over all paths in \mathcal{P}_i^N , the relation \prec_i is π -accepted if and only if $\sigma(\prec_i)$ is π -accepted, for any permutation σ of $1, \dots, N$.

Second, a verifier should specify conditions for acceptance or rejection of rankings that “scale” appropriately with the number of nodes in the system; we call this property *scale invariance*. Suppose, for example, that a verifier accepts a ranking \prec_i over \mathcal{P}_i^N , when N nodes are in the system. Now suppose that we add nodes to the system, so the total number of nodes is $\hat{N} > N$. As additional nodes are added to the system, additional paths become available as well, and each node i must specify its rankings over the larger set $\mathcal{P}_i^{\hat{N}}$. Informally, scale invariance of the verifier requires that i should be able to “extend” the ranking \prec_i to an accepted ranking over $\mathcal{P}_i^{\hat{N}}$, without having to modify its existing ranking over \mathcal{P}_i^N ; otherwise, the properties of allowed rankings would depend on the number of nodes in the global system.

To formalize this concept, we first define a subranking.

Definition 21 (Subranking) Given N nodes, let \prec_i be a ranking for AS i over all paths in \mathcal{P}_i^N . Given $\hat{N} > N$, let

$\hat{\prec}_i$ be a ranking for AS i over all paths in $\mathcal{P}_i^{\hat{N}}$. Note that $\mathcal{P}_i^N \subset \mathcal{P}_i^{\hat{N}}$. We say that \prec_i is a subranking of $\hat{\prec}_i$ if $P_1 \prec_i P_2$ implies $P_1 \hat{\prec}_i P_2$, for all $P_1, P_2 \in \mathcal{P}_i^N$.

We now define scale invariance.

Definition 22 (Scale invariance) A verifier π is scale invariant if the following condition holds: given any π -accepted ranking \prec_i for AS i over \mathcal{P}_i^N , and given any $\hat{N} > N$, there exists at least one π -accepted ranking $\hat{\prec}_i$ over $\mathcal{P}_i^{\hat{N}}$ that has \prec_i as a subranking.

Permutation invariance guarantees that relabeling nodes does not affect allowed rankings; scale invariance ensures that even as the set of nodes in the network increases, the rankings over previously existing paths should remain valid. Verifiers that satisfy both permutation invariance and scale invariance correspond to protocols that ensure ranking independence; we call such verifiers local verifiers.

Definition 23 (Local verifier) A verifier is a local verifier if it is both permutation invariant and scale invariant.

We want to find protocols that are guaranteed to be safe under filtering. Given that we use a local verifier as an abstraction of the constraints placed by a protocol on rankings, we would thus like to characterize local verifiers that can ensure safety under filtering of the entire routing system (a global property). For this reason, we extend the definition of “safety under filtering” to cover local verifiers.

Definition 24 Let π be a local verifier. We say that π is safe under filtering if all π -accepted routing systems are safe under filtering.

6.2 Examples of Local Verifiers

We now present two straightforward examples of local verifiers: the shortest hop count verifier, which is guaranteed to be safe, but is not expressive; and the next hop verifier, which is expressive, but not safe.

Example 8 Our first example is the *shortest hop count ranking verifier*, denoted π^{shc} . Given the number of nodes N , the verifier π^{shc} accepts a ranking \prec_i for node i if and only if the relation \prec_i strictly prefers shorter paths (in terms of hop count) over longer ones. Formally, it accepts \prec_i , if, for any two paths $P_i, \hat{P}_i \in \mathcal{P}_i^N$ such that $\text{length}(P_i) < \text{length}(\hat{P}_i)$, $P_i \succ_i \hat{P}_i$. (Ties may be broken arbitrarily.)

It is not hard to verify that π^{shc} is a local verifier. To check permutation invariance, note that if \prec_i is allowed for node i , then of course for any permutation σ , the ranking $\sigma(\prec_i)$ will also be allowed for node $\sigma(i)$, as $\sigma(\prec_i)$ will also prefer shorter paths to longer paths. Scale invariance is natural: given any shortest hop count ranking \prec_i over \mathcal{P}_i^N , and given $\hat{N} > N$, there obviously exists at least one shortest hop count ranking over $\mathcal{P}_i^{\hat{N}}$ that has \prec_i as a subranking. Thus π^{shc} is scale invariant as well. However, other than tie breaking, π^{shc} does not allow very much freedom to the providers in specifying routing policies. ■

π^{shc} forces all providers to use shortest AS path length, effectively precluding each AS from having any policy expressiveness in choosing rankings. A more flexible set of rankings is allowed by the *next hop ranking verifier* of the next example.

Example 9 The *next hop ranking verifier*, denoted π^{nh} , accepts a ranking \prec_i for node i if and only if \prec_i satisfies Equation (1) in Section 4.1; that is, if \prec_i is a next hop ranking.

It is easy to see that π^{nh} is permutation invariant: if \prec_i is a next hop ranking for node i , then clearly $\sigma(\prec_i)$ is a next hop ranking for node $\sigma(i)$. Furthermore, note that any next hop ranking \prec_i is determined entirely by the rankings of node i over each possible next hop, together with tiebreaking choices among routes with the same next hop. Thus, for $\hat{N} > N$, \prec_i can be extended to a next hop ranking over $\mathcal{P}_i^{\hat{N}}$, by extending node i 's rankings over each possible next hop, and determining tiebreaking rules for any routes with next hop $N + 1, \dots, \hat{N}$. We conclude that π^{nh} is scale invariant as well, and thus it is a local verifier.

The next hop verifier π^{nh} grants providers greater flexibility in choosing their routing policies than under the shortest hop count verifier π^{shc} . However, consider the consequences of using the local verifier π^{nh} . In this case, each AS i will choose a next hop ranking \prec_i , without any *global* constraints placed on the composite vector of next hop rankings $(\prec_1, \dots, \prec_N)$ chosen by the ASes. We have shown earlier in Section 4.1 that there exist configurations of next hop rankings that may not be stable or safe under filtering; thus, the local verifier π^{nh} can lead to globally undesirable behavior. ■

Next, we use dispute rings and dispute wheels to characterize the class of local verifiers that are safe under filtering. We will prove that this class is closely related to the shortest hop count verifier π^{shc} .

6.3 Impossibility Results

We prove two main results in this section. Informally, the first result can be stated as follows: suppose we are given a local verifier and an accepted ranking such that some n hop path is *less preferred* (i.e., ranked lower) than another path of length at least $n + 2$ hops. (Note that this is a reversal of shortest hop count rankings.) Then, we can construct an accepted routing system with a dispute ring; i.e., one that is unsafe under filtering. The second result states that if some n hop path is *less preferred* than another path of length at least $n + 1$ hops, then there exists a routing system with a dispute wheel (though not necessarily a dispute ring). Note that this result is weaker than our first result, since a dispute wheel does not necessarily imply that the system is unsafe under filtering.

We interpret these results as follows: if we are searching for local verifiers that are safe under filtering, we are very nearly restricted to considering only the shortest hop count verifier, since all paths of n hops *must be more preferred* than paths of at least $n + 2$ hops to guarantee safety under filtering; and all paths of n hops must be more preferred than paths of at least $n + 1$ hops to prevent dispute wheels.

Our first lemma, which is crucial to proving both of our results, uses permutation invariance to construct a dispute wheel from a single node's rankings. We use a permuta-

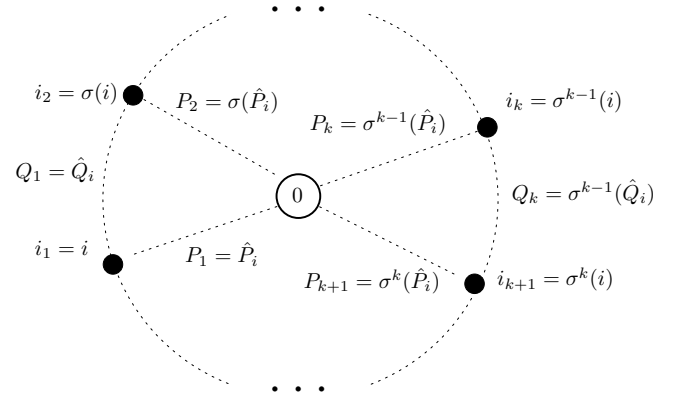


Figure 12: Dispute wheel construction for Lemma 1.

tion to “replicate” pieces of the dispute wheel until the entire wheel is completed.

To state the lemma, we will require the definition of *period* of a node with respect to a permutation, as well as the period of a permutation. Given a permutation σ on the nodes $1, \dots, N$, let σ^k denote the permutation that results when σ is applied k times; e.g., $\sigma^2(j) = \sigma(\sigma(j))$, where σ^0 is defined to be σ .

Definition 25 (Period) Given a permutation σ on the nodes $1, \dots, N$, we define the period of i under σ as $\text{period}_i(\sigma) = \min\{k \geq 1 : \sigma^k(i) = i\}$.

Thus, the period of i is the minimum number of applications of σ required to return to i .

Definition 26 (Permutation period) Given a permutation σ on the nodes $1, \dots, N$, we define the period of the permutation σ as $\text{period}(\sigma) = \min\{k \geq 1 : \sigma^k(i) = i \text{ for all } i\}$.

Thus, $\text{period}(\sigma)$ is the minimum number of applications of σ required to recover the original node labeling, and can be computed as the least common multiple of $\text{period}_i(\sigma)$, for $1 \leq i \leq N$.

The following result establishes the conditions under which we can apply a permutation to a π -accepted ranking to obtain a dispute wheel. We will use this lemma as a building block for both of the theorems in this section.

Lemma 1 Let π be a local verifier. Suppose there exists a node i with a ranking \prec_i over \mathcal{P}_i^N , two paths $R_i, \hat{P}_i \in \mathcal{P}_i^N$, and a permutation σ on $1, \dots, N$ such that:

1. \prec_i is π -accepted;
2. $R_i \succ_i \hat{P}_i$;
3. $\text{period}_i(\sigma) = \text{period}(\sigma)$; and
4. There exists a path \hat{Q}_i from i to $\sigma(i)$ such that:

$$R_i = i\hat{Q}_i\sigma(i)\sigma(\hat{P}_i)0. \quad (2)$$

Then there exists a π -accepted routing system for which there exists a dispute wheel.

This dispute wheel is defined by pivot nodes i_1, \dots, i_m , and paths P_1, \dots, P_m and Q_1, \dots, Q_m , where $m =$

period(σ), and where for $k = 1, \dots, m$, we have $i_k = \sigma^{k-1}(i)$, $P_k = \sigma^{k-1}(\hat{P}_i)$, and $Q_k = \sigma^{k-1}(\hat{Q}_i)$.

Proof of Lemma. Refer to Figure 12. The key idea of the proof is that, since $\text{period}_i(\sigma) = \text{period}(\sigma)$, we can repeatedly apply σ to the paths \hat{Q}_i and \hat{P}_i and apply permutation invariance to construct a π -accepted routing system with a dispute wheel.

Let $m = \text{period}(\sigma)$. Define the sequence i_1, i_2, \dots, i_m by $i_k = \sigma^{k-1}(i)$ for $k = 1, \dots, m$. Since $\text{period}(\sigma) = \text{period}_i(\sigma)$, the nodes i_1, \dots, i_m are all distinct. For $k = 1, \dots, m$, define $\prec_{i_k} = \sigma^{k-1}(\prec_i)$; since the nodes i_1, \dots, i_m are all distinct, this assignment of rankings to nodes is well defined (i.e., no node is assigned two different rankings). By permutation invariance, since \prec_i is π -accepted, we conclude \prec_{i_k} is π -accepted for all k . For all other nodes j , choose any π -accepted ranking \prec_j . Let $\mathcal{F}_j = \mathcal{P}_j^N$ for all nodes j .

This permutation defines a π -accepted routing system $(N, \prec_1, \dots, \prec_N, \mathcal{F}_1, \dots, \mathcal{F}_N)$. We now construct a dispute wheel for this system. Define $Q_k = \sigma^{k-1}(\hat{Q}_i)$, and $P_k = \sigma^{k-1}(\hat{P}_i)$, for $k = 1, \dots, m$. We claim that these definitions yield a dispute wheel.

Since $\mathcal{F}_j = \mathcal{P}_j^N$ for all j , all paths are feasible. Next, since \hat{Q}_i is a path from $i_1 = i$ to $i_2 = \sigma(i)$, we conclude that Q_k is a path from i_k to i_{k+1} for all k (where we define $i_{m+1} = i_1$). We now observe that:

$$\begin{aligned} \sigma^{k-1}(R_i) &= \sigma^{k-1}(i)\sigma^{k-1}(\hat{Q}_i)\sigma^k(i)\sigma^k(\hat{P}_i)0 \\ &= i_k Q_k i_{k+1} P_{k+1} 0. \end{aligned}$$

Finally, since $\prec_{i_k} = \sigma^{k-1}(\prec_i)$ and $R_i \succ_i \hat{P}_i$, we have $\sigma^{k-1}(R_i) \succ_{i_k} \sigma^{k-1}(\hat{P}_i)$. Using the preceding derivation and the fact that $P_k = \sigma^{k-1}(\hat{P}_i)$, we conclude that $i_k Q_k i_{k+1} P_{k+1} 0 \succ_{i_k} i_k P_k 0$, as required.

Thus, we have established that i_1, \dots, i_m , together with Q_1, \dots, Q_m and P_1, \dots, P_m , constitute a dispute wheel. ■

The preceding lemma reduces the search for a dispute wheel to a search for a permutation and a π -accepted ranking with the stated properties. Observe from (2) that the permutation σ maps the path \hat{P}_i into the “tail” of the path R_i ; in applying Lemma 1, we will construct a partial permutation by mapping a path \hat{P}_i into the “tail” of R_i as in (2), and then we will complete the permutation by adding nodes to the system if necessary so that $\text{period}_i(\sigma) = \text{period}(\sigma)$. We use this approach to prove two theorems; the first states that if a local verifier accepts at least one ranking that prefers an n hop path less than a path of at least $n + 2$ hops, then the verifier is not safe under filtering.

Theorem 1 *Let π be a local verifier. Suppose there exists a node i with π -accepted ranking \prec_i , and two paths $R_i, \hat{P}_i \in \mathcal{P}_i^N$ such that $\text{length}(R_i) > \text{length}(\hat{P}_i) + 1$ and $R_i \succ_i \hat{P}_i$. Then π is not safe under filtering.*

Proof. The proof relies on Lemma 1 to build a dispute wheel. First, using scale invariance of the local verifier, we show that the stated conditions of the theorem ensure that there exist two paths R'_i, \hat{P}'_i such that: $\text{length}(R'_i) \geq$

$\text{length}(\hat{P}'_i) + 1$; R'_i is more preferred than \hat{P}'_i for some π -accepted ranking; and R'_i and \hat{P}'_i have no nodes in common, other than i and 0. Lemma 2 then completes the proof of the theorem through two steps: first, once we have found the paths R'_i and \hat{P}'_i , we use them to build a permutation σ such that the conditions of Lemma 1 are satisfied; and second, we show that the dispute wheel given by Lemma 1 is in fact a dispute ring, by checking that no nodes are repeated around the wheel.

We first construct the paths R'_i and \hat{P}'_i as described in the previous paragraph. Let i, \prec_i, R_i , and \hat{P}_i be given as in the theorem. Let $\ell = \text{length}(\hat{P}_i)$; i.e., $\hat{P}_i = iu_1u_2 \dots u_{\ell-1}0$. We add ℓ new nodes to the routing system, and label them v_1, \dots, v_ℓ ; let $N' = N + \ell$. By scale invariance, there exists a π -accepted ranking $\prec_i^{N'}$ on the set of paths $\mathcal{P}_i^{N'}$ with \prec_i as a subranking. For such a ranking $\prec_i^{N'}$ we have $R_i \succ_i^{N'} \hat{P}_i$.

But now consider the path $T_i = iv_1 \dots v_\ell 0$; note that $\text{length}(T_i) = \ell + 1$. Since $R_i \succ_i^{N'} \hat{P}_i$, either $T_i \succ_i^{N'} \hat{P}_i$, or $R_i \succ_i^{N'} T_i$. In the former case, let $R'_i = T_i$, $\hat{P}'_i = \hat{P}_i$; and in the latter case, let $R'_i = R_i$, and $\hat{P}'_i = T_i$. Then $\text{length}(R'_i) \geq \text{length}(\hat{P}'_i) + 1$, $R'_i \succ_i^{N'} \hat{P}'_i$, and R'_i and \hat{P}'_i have no nodes in common other than i and 0.

The following lemma uses Lemma 1 to construct a dispute wheel.

Lemma 2 *Let π be a local verifier. Suppose there exists a node i with π -accepted ranking \prec_i over \mathcal{P}_i^N , and two paths $R_i, \hat{P}_i \in \mathcal{P}_i^N$ such that:*

1. $\text{length}(R_i) \geq \text{length}(\hat{P}_i) + 1$;
2. $R_i \succ_i \hat{P}_i$; and
3. R_i and \hat{P}_i have no nodes in common other than i and 0.

Then there exists a π -accepted routing system for which there exists a dispute ring.

Proof of Lemma. The proof of this lemma proceeds by using scale invariance: we add enough new nodes to the system to allow us to build a permutation such that the conditions of Lemma 1 are satisfied. The key insight is that we initially construct the permutation σ by mapping the path \hat{P}_i into the “tail” of the path R_i . We then add enough nodes so that when we complete the definition of σ , we have $\text{period}_i(\sigma) = \text{period}(\sigma)$.

Let $\text{length}(\hat{P}_i) = n$, and let $h = \text{length}(R_i) - n$; note that, by Condition 1 in the statement of the lemma, we know $h \geq 1$. Define $i_1 = i$. We label the nodes so that $\hat{P}_i = i_1 i_2 \dots i_n 0$, and $R_i = i_1 x_1 x_2 \dots x_{h-1} \hat{i}_1 \hat{i}_2 \dots \hat{i}_n 0$. We want to define a permutation σ that will map the path $i_1 \dots i_n 0$ to the tail of R_i , i.e., to the path $\hat{i}_1 \dots \hat{i}_n 0$. However, this does not completely define a permutation, so we must add additional nodes to ensure that $\text{period}_i(\sigma) = \text{period}(\sigma)$.

We add $2(h-1) + n$ additional nodes to the system, labeled $\hat{x}_1, \dots, \hat{x}_{h-1}$, and $i'_1, \dots, i'_n, x'_1, \dots, x'_{h-1}$. By scale invariance, we know there exists at least one π -accepted ranking \prec_i over all paths using this larger set of nodes, such that \prec_i

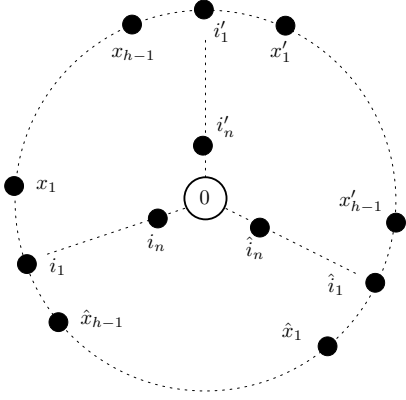


Figure 13: Dispute ring construction for Lemma 2.

has \prec_i as a subranking. In particular, since $R_i \succ_i \hat{P}_i$, we have $R_i \succ_i \hat{P}_i$. We now define a permutation σ according to the following maps:

$$\begin{aligned} i_k &\rightarrow \hat{i}_k \rightarrow i'_k \rightarrow i_k, & k = 1, \dots, n; \\ x_k &\rightarrow \hat{x}_k \rightarrow x'_k \rightarrow x_k, & k = 1, \dots, h-1. \end{aligned}$$

That is, $\sigma(i_k) = \hat{i}_k$, $\sigma(\hat{i}_k) = i'_k$, etc. For all nodes j not listed, we define $\sigma(j) = j$. Note that the period of σ is $\text{period}(\sigma) = 3$, and of course $\text{period}_i(\sigma) = \text{period}_{i_1}(\sigma) = 3 = \text{period}(\sigma)$. Finally, note that by definition of σ , we have $R_i = i\hat{Q}_i\sigma(i)\sigma(\hat{P}_i)0$, where $\hat{Q}_i = i x_1 \dots x_{h-1} \hat{i}_1$.

Thus, the conditions of Lemma 1 have been satisfied by the ranking $\hat{\prec}_i$, the paths R_i and \hat{P}_i , and the permutation σ ; so we know there exists a π -accepted routing system for which there exists a dispute wheel. To complete the proof, we need only check that the dispute wheel is a dispute ring. Note that the wheel has three pivot nodes. Furthermore, to check that no nodes are repeated around the wheel, we simply enumerate the elements of our dispute wheel: $\hat{Q}_i = i_1 x_1 \dots x_{m-1} \hat{i}_1$; $\sigma(\hat{Q}_i) = \hat{i}_1 \hat{x}_1 \dots \hat{x}_{m-1} i'_1$; $\sigma^2(\hat{Q}_i) = i'_1 x'_1 \dots x'_{m-1} i_1$; $\hat{P}_i = i_1 \dots i_n 0$; $\sigma(\hat{P}_i) = \hat{i}_1 \dots \hat{i}_n 0$; and $\sigma^2(\hat{P}_i) = i'_1 \dots i'_n 0$. It is straightforward to check that these paths constitute a dispute ring: in Figure 13, note that the dispute wheel constructed from these paths has no repeated nodes. ■

Lemma 2 completes the proof of the theorem: we have shown that if some π -accepted ranking exists satisfying the conditions of the theorem, then using only permutation invariance and scale invariance we can build a π -accepted routing system with a dispute ring. This routing system is then unsafe under filtering, by Proposition 2. ■

The preceding theorem suggests that local verifiers that are safe under filtering are very closely related to the shortest hop count verifier, since no rankings can be accepted where n hop paths are less preferred than $n+k$ hop paths, for $k \geq 2$. The next theorem draws this relationship even closer, by proving that there exists a dispute wheel if a local verifier accepts any ranking where an n hop path is less preferred than an $n+1$ hop path.

Theorem 2 Let π be a local verifier. Suppose there exists a node i with π -accepted ranking \prec_i , and two paths $R_i, \hat{P}_i \in \mathcal{P}_i^N$ such that $\text{length}(R_i) = \text{length}(\hat{P}_i) + 1$ and $R_i \succ_i \hat{P}_i$. Then there exists a π -accepted routing system with a dispute wheel.

Proof. As in the proof of Lemma 2, our basic approach is to map the path \hat{P}_i into the “tail” of the path R_i . This partially defines a permutation σ . Using a graphical approach, we show how to add nodes to the system and complete the permutation σ so that $\text{period}_i(\sigma) = \text{period}(\sigma)$. We then apply Lemma 1 to conclude there exists a π -accepted routing system with a dispute wheel.

To begin, write $R_i = i i_1 \dots i_n 0$, and $\hat{P}_i = i v_1 \dots v_{n-1} 0$. We will partially define a permutation σ , and then add nodes and “complete” the permutation so that σ satisfies the conditions of Lemma 1. For all nodes $j \notin R_i \cup \hat{P}_i$, we define $\sigma(j) = j$. Let $V = R_i \cup \hat{P}_i \setminus \{0\} = \{i, i_1, \dots, i_n, v_1, \dots, v_{n-1}\}$; i.e., V is the set of the nonzero nodes in $R_i \cup \hat{P}_i$. We define a directed graph on the vertex set V , by defining the set of arcs A as follows: $A = \{(i, i_1)\} \cup \{(v_k, i_{k+1}) : k = 1, \dots, n-1\}$. Define the graph $G = (V, A)$.

We can immediately make the following observations about G : (1) each node in V has either exactly one outgoing link and no incoming links; or exactly one incoming link and no outgoing links; or exactly one incoming link and exactly one outgoing link; and (2) from the definition of A , node i has exactly one outgoing link and no incoming links. We interpret the graph G as a partial representation of the permutation σ , by defining $\sigma(j) = k$ if $(j, k) \in A$.

Of course, this only partially defines σ , and we now consider how we should complete the definition of σ . Let T_1, \dots, T_m be the disjoint connected components of G ; we write $T_k = (V_k, A_k)$. By the definition of “connected component”, we know $V_k \cap V_{k'} = A_k \cap A_{k'} = \emptyset$ for $k \neq k'$. We assume without loss of generality that $i \in V_1$.

Our approach is to first define σ for all the nodes in each connected component T_k , for $k = 2, \dots, m$. From the observations above, we can enumerate the nodes in V_k as $V_k = \{u_1, u_2, \dots, u_\ell\}$, such that each u_r has a link to u_{r+1} , for $r = 1, \dots, \ell - 1$; and either u_ℓ has no outgoing links (in which case T_k is just a “segment”) or u_ℓ has a link to u_1 (in which case T_k is a “cycle”). We define $\sigma(u_r) = u_{r+1}$, where we interpret $u_{\ell+1}$ as u_1 . Thus, in a segment or cycle, each node is mapped to its successor; in addition, in a segment, the last node is mapped to the first node. This defines the permutation σ for all nodes, except those in V_1 .

To complete the proof, we will add enough nodes and extend the definition of σ so that $\text{period}_i(\sigma) = \text{period}(\sigma)$; we can then apply Lemma 1. Note that for all nodes $j \in V_2 \cup \dots \cup V_m$, we can compute $\text{period}_j(\sigma)$ based on the preceding definition. Let K be the least common multiple of $\text{period}_j(\sigma)$, over all $j \in V_2 \cup \dots \cup V_m$. We then add nodes to the system, and in particular to the set V_1 , until $|V_1|$ (i.e., the number of nodes in V_1) is a multiple of K . Let the nodes added be z_1, \dots, z_s ; these nodes will eventually become the pivots of the dispute wheel. We know that A_1 must be of the form $\{(i, i_1), (i_1, u_1), \dots, (u_{\ell-1}, u_\ell)\}$ for some nodes $u_1, \dots, u_\ell \in V$. We define σ as follows: $\sigma(i) = i_1$; $\sigma(i_1) = u_1$; $\sigma(u_r) = u_{r+1}$, for $r = 1, \dots, \ell - 1$;

$\sigma(u_\ell) = z_1$; $\sigma(z_r) = z_{r+1}$, for $1 \leq r \leq s-1$; and $\sigma(z_s) = i$. Thus, it is as if we added the nodes z_1, \dots, z_s , and turned the segment T_1 into a cycle. Since the length of this cycle is a multiple of K , it is clear that $\text{period}(\sigma)$ is a multiple of K , and $\text{period}_i(\sigma) = \text{period}(\sigma)$.

By scale invariance, even though we have added nodes to the system, we can extend \prec_i to a π -accepted ranking over the resulting larger set of paths, while maintaining the preference of R_i over \hat{P}_i for node i . Furthermore, recalling our initial definition of the arc set A , it is clear that we have $R_i = ii_1 \dots i_n 0 = i\sigma(i)\sigma(v_1) \dots \sigma(v_{n-1})0 = i\sigma(i)\sigma(\hat{P}_i)0$. Thus, we can apply Lemma 1, with $\hat{Q}_i = \emptyset$, to conclude there exists a π -accepted routing system with a dispute wheel. ■

The preceding results should not be interpreted as suggesting that we cannot find a routing system that is safe under filtering, where nodes prefer $n+k$ hop paths over n hop paths. Indeed, as we know from Example 6, there exist routing systems where nodes prefer 3 hop paths over 1 hop paths, and yet the system is safe under filtering. However, checking whether such systems are safe under filtering requires global verification; the theorems we have presented suggest safety under filtering cannot be guaranteed through local verification alone, if some nodes are allowed to prefer $n+k$ hop paths over n hop paths.

Furthermore, the preceding two results highlight the importance of dispute rings in our discussion. Theorem 1 gives the strong result that a verifier that allows some $n+k$ hop path to be more preferred than an n hop path cannot guarantee safety under filtering, if $k \geq 2$. However, Theorem 2 only guarantees existence of a dispute wheel if a verifier that allows some $n+1$ hop path to be more preferred than an n hop path; and we cannot draw conclusions regarding the stability or safety of our system on the basis of a dispute wheel, again as pointed out by Example 6.

7. Conclusion

This paper has explored the fundamental tradeoff between the expressiveness of rankings and routing safety, presuming that each AS: (1) specifies its rankings independently of other ASes and (2) retains complete freedom over filtering. We characterize the interactions between filtering and rankings and present the first systematic study of how *filtering* can introduce instability into a routing system. We show that, with ranking independence and unrestricted filtering, guaranteeing the safety of the routing system essentially requires each AS to rank routes based on AS path length.

This paper makes three main contributions. First, we show that next-hop rankings are not safe; we also observe that although rankings based on a globally consistent weighting of paths are safe under filtering, even minor generalizations of the weighting function compromise safety. Second, we define a *dispute ring* and show that any routing system that has a dispute ring is not safe under filtering. Third, we show that under ranking independence and unrestricted filtering, the set of allowable rankings that guarantee safety is effectively ranking based on (weighted) shortest paths.

In light of the results we present, a natural question to ask is whether they are positive or negative. In one sense, our results are grim, because they suggest that if BGP remains

in its current form and each AS establishes filters arbitrarily and specifies rankings autonomously, then the routing system will generally be unsafe unless each AS constrains its rankings over available paths to those that are consistent with shortest hop count (or, alternatively, preferences that are based on consistent edge weights).

On the other hand, our results are positive, because they suggest a clear direction forward: BGP *must* be modified if ASes are to filter without restriction and retain ranking independence, without compromising routing safety. Our results in Section 4.2, which show that routing using preferences derived from edge weights is guaranteed to be stable, suggest one possibility for modification. Suppose each AS ranks paths based on the sum of edge weights to the destination and adjusts weights on its incident outgoing edges to neighboring ASes. Rankings would then be derived from the total path cost, but an AS might still retain enough flexibility to control the next-hop AS en route to the destination. Such an approach could ensure that the protocol is safe on short timescales, while allowing “policy disputes” to occur on longer timescales, out-of-band from the routing protocol.

REFERENCES

- [1] ALAETTINOGLU, C., ET AL. Routing policy specification language (RPSL). RFC 2622, June 1999.
- [2] Private communication with Randy Bush, May 2004.
- [3] FEAMSTER, N., BORKENHAGEN, J., AND REXFORD, J. Guidelines for interdomain traffic engineering. *Computer Communications Review* 33, 5 (October 2003).
- [4] FEIGENBAUM, J., SAMI, R., AND SHENKER, S. Mechanism design for policy routing. In *ACM Symposium on Principles of Distributed Computing* (2004), pp. 11–20.
- [5] GAO, L., GRIFFIN, T. G., AND REXFORD, J. Inherently safe backup routing with BGP. In *Proc. IEEE INFOCOM* (Anchorage, AK, April 2001).
- [6] GAO, L., AND REXFORD, J. Stable Internet routing without global coordination. *IEEE/ACM Trans. Networking* 9, 6 (December 2001), 681–692.
- [7] GOVINDAN, R., ALAETTINOGLU, C., EDDY, G., KESSENS, D., KUMAR, S., AND LEE, W. An architecture for stable, analyzable Internet routing. *IEEE Network Magazine* (January/February 1999).
- [8] GOVINDAN, R., ALAETTINOGLU, C., VARADHAN, K., AND ESTRIN, D. Route servers for inter-domain routing. *Computer Networks and ISDN Systems* 30 (1998), 1157–1174.
- [9] GRIFFIN, T., JAGGARD, A., AND RAMACHANDRAN, V. Design principles of policy languages for path vector protocols. In *Proc. ACM SIGCOMM* (Karlsruhe, Germany, August 2003).
- [10] GRIFFIN, T., SHEPHERD, F. B., AND WILFONG, G. The stable paths problem and interdomain routing. *IEEE/ACM Trans. Networking* 10, 1 (2002), 232–243.
- [11] GRIFFIN, T., AND WILFONG, G. A safe path vector protocol. In *Proc. IEEE INFOCOM* (March 2000).
- [12] JAGGARD, A. D., AND RAMACHANDRAN, V. Robustness of class-based path vector systems. In *Proc. International Conference on Network Protocols* (November 2004).
- [13] MACHIRAJU, S., AND KATZ, R. Verifying global invariants in multi-provider distributed systems. In *Proc. SIGCOMM Workshop on Hot Topics in Networking (HotNets)* (November 2004).
- [14] REKHTER, Y., AND LI, T. A Border Gateway Protocol. RFC 1771, March 1995.
- [15] SOBRINHO, J. L. Network routing with path vector protocols: Theory and applications. In *Proc. ACM SIGCOMM* (Karlsruhe, Germany, August 2003).
- [16] VARADHAN, K., GOVINDAN, R., AND ESTRIN, D. Persistent route oscillations in inter-domain routing. Tech. Rep. 96-631, USC/ISI, February 1996.