

F88 Schedule

	Monday	Tuesday	Wednesday	Thursday	Friday
Morning	Intro	Using PL/I listings	CPU Registers	Workshop	Recovery procedures
	What is a crash?	Misc. commands	Data Formats	HREGS Logs	Misc
	What is a dump?	Workshop	ALM Intro.	Locking	Workshop
After-noon	Fault/Int intro.	analyze_multics	Fault processng	AMs	Workshop
	How Mx crashes	Workshop	Signallng, crawlouts	Metho- dology	
	Stacks & linkage		Types of Faults	Workshop	

F88 Notebook Contents

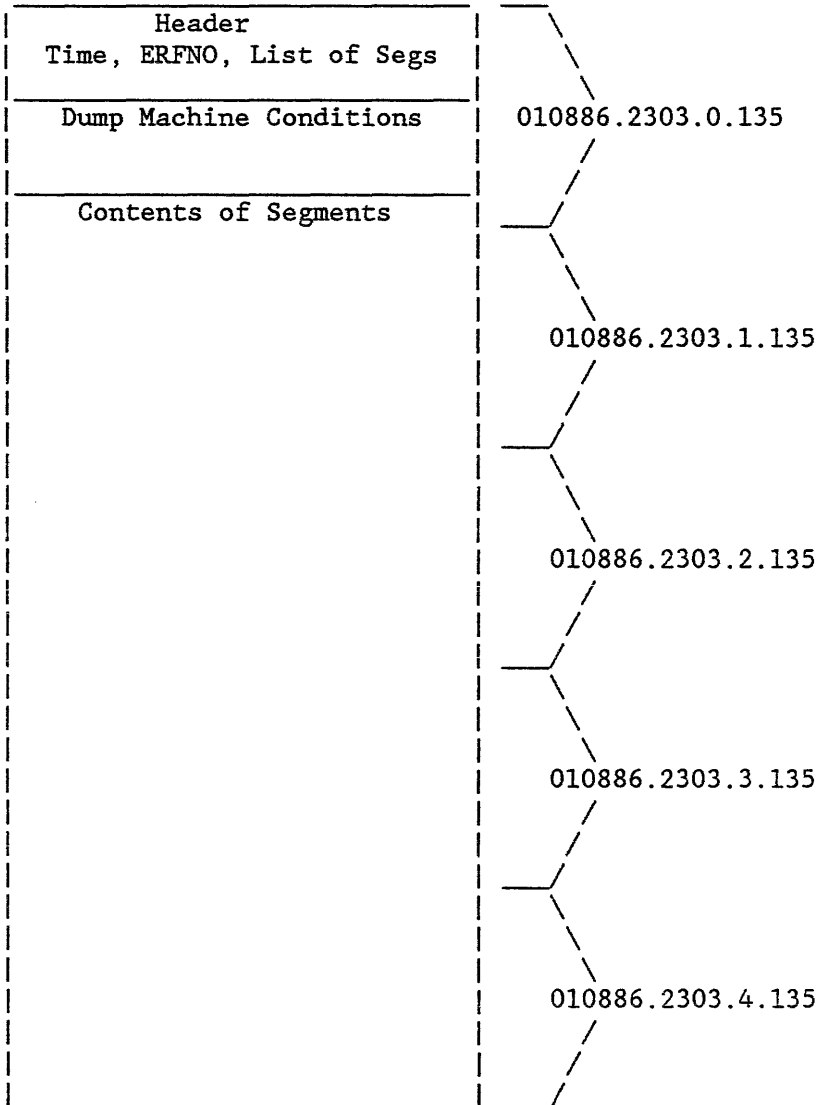
Chapter	Title
1	Dump Contents
2	Fault Vector
3	Crash Sequences
4	Stacks and Linkage Sections
5	Example PL/I Listing
6	analyze_multics Example
7	analyze_multics Documentation
8	Data Formats
9	Signalling and Crawlouts
10	Machine Condition Examples
11	Interrupt Types
12	Dump Analysis Methodology

CONTENTS OF DUMP 135

BCE dump command: dump -run hc pp moddir -elig hc stk -inzr hc pp

Stored by copy_dump in segments:

>dumps>010886.2303.0.135
>dumps>010886.2303.1.135
>dumps>010886.2303.2.135
>dumps>010886.2303.3.135
>dumps>010886.2303.4.135



Process 0, Initializer.SysDaemon.z, running (-inzr hc pp)

Seg#	Len	Name
0	3072	dseg
1	1024	bos_toehold
2	4096	config_deck
3	2048	dn355_mailbox
4	1024	fault_vector
5	1024	flagbox
6	9216	name_table
7	2048	slt
10	2048	toehold_data
11	2048	iom_mailbox
12	1024	unpaged_page_tables
13	2048	toehold
14	1024	breakpoint_page
15	1024	lot
16	17408	as_linkage
17	5120	ws_linkage
20	79872	definitions_
22	0	abs_seg1
25	2048	bound_hc_data_wired
52	50176	core_map
54	1024	disk_post_queue_seg
55	29696	disk_seg
56	1024	dn355_data
60	2048	emergency_shutdown
62	5120	idle_dsegs
63	5120	idle_pdses
64	2048	init_processor
65	8192	inzr_stk0
66	18432	ioi_abs_seg
67	6144	io_config_data
70	11264	ioi_data
71	3072	iom_data
72	8192	kst_seg
73	1024	oc_data
74	2048	pds
75	7168	prds
76	3072	pvt
77	0	rdisk_seg
102	27648	scas
104	55296	sst_names_
105	256000	sst_seg
106	1024	stack_0_data
107	10240	stock_seg
110	1024	sys_info
111	1024	syserr_data
112	1024	syserr_log_data
113	64512	syserr_log_laurel
114	10240	syserr_log_hardy
115	18432	tc_data
116	1024	active_all_rings_data

117	3072	active_hardcore_data
121	9216	ast_lock_meter_seg
143	34816	dbm_seg
144	3072	dir_lock_seg
146	2048	dm_journal_seg_
147	0	fnp_dump_seg
160	3072	io_page_table_seg
161	0	ioat
163	1024	lvt
175	0	salv_dir_space
176	1024	salv_data
177	0	salv_temp_dir
200	134144	scavenger_data
201	65536	str_seg
202	1024	syserr_daemon_dseg
203	2048	syserr_daemon_pds
204	2048	syserr_daemon_stack
210	2048	template_pds
211	63488	tty_area
212	77824	tty_buf
213	2048	tty_tables
214	6144	vtoc_buffer_seg
221	13312	>pdd> zzzzzzzbBBBBBB>stack_1
224	19456	>pdd> zzzzzzzbBBBBBB>stack_4
231	14336	>pdd
233	2048	>pdd> zzzzzzzbBBBBBB
273	14336	>pdd> zzzzzzzbBBBBBB> BBBJPMnkNPCxqj.area.linker
323	46080	>pdd> zzzzzzzbBBBBBB> BBBJPMnkPB1mHx.area.linker
331	4096	>pdd> zzzzzzzbBBBBBB> BBBJPMnkPFQWgB
354	1024	>pdd> zzzzzzzbBBBBBB>pit_temp_
457	11264	>pdd> zzzzzzzbBBBBBB> BBBJPMnkWJXXxF.area.ipc
465	0	>pdd> zzzzzzzbBBBBBB> BBBJPMnkWQkGkM.temp.0465
520	2048	>pdd> BLBDXhpbBBBBBB
563	2048	>pdd> BMLDXhxBBBBBB
565	1024	>pdd> BNBDXhzbBBBBBB
		.
		.
		.
2014	2048	>pdd> BxBDbdFbBBBBBB
2015	2048	>pdd> CZLDbcdBBBBBB
2017	2048	>pdd> CXbDbbnbBBBBBB
2023	2048	>pdd> BmLDbcJB BBBBBB

Process 1, Idle.SysControl.a, ready (-elig hc stk)

Seg#	Len	Name
0	1024	dseg
72	8192	kst_seg
74	1024	pds
75	8192	prds

Process 2, Idle.SysControl.b, ready (-elig hc stk)

Seg#	Len	Name
0	1024	dseg
72	8192	kst_seg
74	1024	pds
75	7168	prds

Process 3, Idle.SysControl.c, ready (-elig hc stk)

Seg#	Len	Name
0	1024	dseg
72	8192	kst_seg
74	1024	pds
75	3072	prds

Process 4, Idle.SysControl.d, ready (-elig hc stk)

Seg#	Len	Name
0	1024	dseg
72	8192	kst_seg
74	1024	pds
75	7168	prds

Process 5, Idle.SysControl.e, ready (-elig hc stk)

Seg#	Len	Name
0	1024	dseg
72	8192	kst_seg
74	1024	pds
75	7168	prds

Process 6, Demers.Flower.a, running (-run hc pp moddir)

Seg#	Len	Name
0	1024	dseg
72	1024	kst_seg
74	2048	pds
75	8192	prds
220	11264	>sll>stack_0.035
221	3072	>pdd> BLbDbdKBBBBBBB>stack_1
222	3072	>pdd> BLbDbdKBBBBBBB>stack_2
224	7168	>pdd> BLbDbdKBBBBBBB>stack_4
237	10240	>pdd> BLbDbdKBBBBBBB> BBBJPNBqbbZbGF.area.linker
254	1024	>pdd> BLbDbdKBBBBBBB>pit
317	2048	>pdd> BLbDbdKBBBBBBB>process_search_segment_.4
330	5120	>pdd> BLbDbdKBBBBBBB> BBBJPNBqbjdQZd.area.linker
332	5120	>pdd> BLbDbdKBBBBBBB> BBBJPNBqbkFBCb.area.linker

Process 7, Spratt.Multics.m, running (-run hc pp moddir)

Seg#	Len	Name
0	1024	dseg
72	2048	kst_seg
74	2048	pds
75	7168	prds
220	12288	>sll>stack_0.016
224	38912	>pdd> BdLDbbjBBBBBBB>stack_4
237	191488	>pdd> BdLDbbjBBBBBBB> BBBJPNBmfbjNjK.area.linker
304	5120	>pdd> BdLDbbjBBBBBBB> BBBJPNBmfgJMcb.temp.0304
332	6144	>pdd> BdLDbbjBBBBBBB> BBBJPNBmfkWPFh.area.linker
340	5120	>pdd> BdLDbbjBBBBBBB> BBBJPNBmflwdLH.area.linker
347	2048	>pdd> BdLDbbjBBBBBBB>process_search_segment_.4
361	1024	>pdd> BdLDbbjBBBBBBB> BBBJPNBmfpWzmp.temp.0361
431	1024	>pdd> BdLDbbjBBBBBBB> BBBJPNBmgFcGQh.temp.0431
432	1024	>pdd> BdLDbbjBBBBBBB> BBBJPNBmgQmfch.temp.0432
433	0	>pdd> BdLDbbjBBBBBBB> BBBJPNBmgpLfKD.temp.0433

Process 8, Le.Mx.a, waiting (-elig hc stk)

Seg#	Len	Name
0	1024	dseg
72	2048	kst_seg
74	2048	pds
75	7168	prds
220	10240	>sll>stack_0.022
221	3072	>pdd> BkBDbcWbBBBBBB>stack_1
222	4096	>pdd> BkBDbcWbBBBBBB>stack_2
224	41984	>pdd> BkBDbcWbBBBBBB>stack_4

BCE dump Command

04/05/85 dump

Syntax as a command:

```
dump {macro_keyword} {-process_group segment_option  
    {...segment_options}} {-control_args}
```

Function: produces a diagnostic dump of system memory and tables after a hardware or software failure, for later analysis. The dump is produced by copying binary images of segments and directories into the DUMP partition of the disk described by the part dump config card. Arguments to the dump command specify which processes are to be examined and which segments from those processes are to be dumped. (See "Notes" for a general purpose command line.) This command is valid at all BCE command levels.

Arguments:

macro_keyword

specifies one of the following default group of processes and segments to dump.

-brief, -bf

is equivalent to -run hc pp mod dir

-long, -lg

is equivalent to -all wrt

-standard, -std

is equivalent to -run hc pp mod dir -elig hc stk -inzr hc stk

process_group

specifies a group of processes to be considered for dumping. The segments that get dumped for processes in this group are specified by segment options that follow the process group keyword. Allowed groups are:

-all

all processes

-eligible, -elig

all running and eligible processes (processes being considered for running)

-initializer, -inzr

the initializer process (first apte entry)

-running, -run

processes running on a processor (apte.state = running or stopped)

segment_option

specifies a class of segments to be dumped for the group of processes specified by the process group keyword. Segment classes are:

directories, dir

directory segments (aste.dirsw = "1"b)

hardcore, hc
the pds, kst, dseg and ring 0 stack for the process(es). If a process is running, this also dumps the prds for the processor in question.

modifying_dirs, moddir
directory segments (aste.dirsw = "1"b) which were being modified at the time of the crash (dir.modify ^= "0"b)

per_process, pp
the segments contained within the process directory of the process(es) (aste.per_process = "1"b)

stacks, stk
all stack segments in the process(es) not already dumped by the hc or pp keywords.

writable, wrt
all segments to which the process(es) have write access. This keyword produces a very large dump.

Writable ring zero segments (system data bases) other than directories are dumped regardless of what keywords are specified.

Prefixing a segment option with a circumflex (^) reverts an earlier occurrence of the given segment option. Thus, you can turn on a macro_keyword and turn off a specific segment option within it.

Control arguments:

- bce
dumps BCE itself (the dumper).
- crash
specifies that BCE is to dump the saved Multics image.
- drive, -dv drive_name
places the dump into the dump partition of the specified drive instead of the drive listed on the PART DUMP card.
- dump #
changes the dump number to a desired value. By default, dumps are assigned numbers sequentially.

- force, -fc
places the dump into the DUMP partition without querying you first, even if this means that an existing dump which hasn't been copied will be overwritten. If this control argument is not used, the dump command asks you if the existing dump should really be overwritten before it overwrites it.
- no_sstnt
disables sst_names_generation. If sst_names_generation is enabled for the system (by the astk parm in the config deck), this control argument has no effect.

- sstnt
causes the segment sst_names_ (the sst name table) to be filled in

and included in the dump. The segment `sst_names_` provides a name for each ASTE in the system. This information is of use to dump analysis programs. If `sst_names_` generation is enabled for the system (by the `astk` parm in the config deck), this control argument has no effect. This is the default.

Notes: For general purpose dump analysis, the command line:

```
dump -std
```

which is equivalent to

```
dump -run hc pp mod dir -elig hc stk -inzr hc stk
```

should give the user all of the useful processes and segments (to produce a smaller dump, remove the "mod dir" keyword). For simplicity, and to remove the possibility of operator error, this command line should be placed into a BCE `exec_com`, either by itself or in a site supplied crash `exec_com`.

The `dump` command examines the active process table entries (`apte`) within the specified image. For each entry, the criteria specified through the keywords are used to decide if any segments from this process are to be dumped. If any segments are to be dumped, the segment options are applied to each segment active within that process to decide whether or not they should be dumped. As each process is dumped, the `dump` command will produce an output line showing the `apte` number and the `dbr` value for the process. After scanning all `apte` entries, if the process in control when Multics crashed was not one of the processes dumped, it is dumped with a status line showing an `apte` number of zero. This process is dumped with the running and initializer segment options.

A counter and a valid flag are kept within the DUMP partition. When a dump is placed into the partition, the valid flag is set. It is reset when the dump is copied out during Multics service (by the `copy_dump` `exec` command). If the dump in the partition has not been copied, the `dump` command will ask you if it should be overwritten. You can avoid this query by specifying the `-force (-fc)` control argument.

The `dump` command provides a severity indicator, indicating the successful of its operation. This indicator may be obtained with the `severity` command/active function. The interpretation of the severity status is:

- 3 - the dump request was never called.
- 2 - the dump request was entered, but never completed.
- 1 - the dump was aborted because the DUMP partition contains an older dump.
- 0 - the dump was successfully generated.

MULTICS FAULT TYPES

#	Name
0	Shutdown
1	Store
2	MME 1
3	Fault Tag 1
4	Timer Runout
5	Command
6	Derail
7	Lockup
8	Connect
9	Parity
10	Illegal Procedure
11	Op Not Complete
12	Startup
13	Overflow
14	Divide Check
15	Execute
16	(DF0) Segment
17	(DF1) Page
18	Directed Fault 2
19	Directed Fault 3
20	Access Violation
21	MME 2
22	MME 3
23	MME 4
24	(FT2) Linkage
25	Fault Tag 3
26	Unassigned
27	Unassigned
28	Unassigned
29	Unassigned
30	Unassigned
31	Trouble

FAULTS BY CATEGORY

FAULTS THAT ALWAYS CRASH SYSTEM

#	Fault Name
26	Unassigned
27	Unassigned
28	Unassigned
29	Unassigned
30	Unassigned
15	Execute

FAULTS USED INTERNALLY BY SUPERVISOR

#	Fault Name
4	Timer Runout
8	Connect
20	Access Violation (Ring Alarm)

IMPLICIT REQUESTS FOR SUPERVISOR SERVICES

#	Fault Name
17	(DF1) Page
16	(DF0) Segment
24	(FT2) Linkage
20	Access Violation (boundsfault, etc.)

FAULTS THAT ALWAYS INDICATE HARDWARE PROBLEMS

#	Fault Name
0	Shutdown
11	Op Not Complete
12	Startup
9	Parity
1	Store

FAULTS THAT ALWAYS INDICATE HARDWARE OR SOFTWARE PROBLEMS

#	Fault Name
31	Trouble
18	Directed Fault 2
19	Directed Fault 3

FAULTS THAT CAN BE GENERATED BY USER

#	Fault Name
20	Access Violation
5	Command
6	Derail
2	MME 1
3	Fault Tag 1
7	Lockup
10	Illegal Procedure
13	Overflow
14	Divide Check
21	MME 2
22	MME 3
23	MME 4
25	Fault Tag 3

FAULT VECTOR IN NUMERICAL ORDER

#	Fault Name	SCU stored at	Handler
0	Shutdown	scu 500,* -> pds\$fim_data (70 60)	tra 400,* -> fim\$onc_start_shut_entry (34 14)
1	Store	scu 502,* -> pds\$signal_data (70 140)	tra 402,* -> fim\$signal_entry (34 300)
2	MME 1	scu 504,* -> pds\$signal_data (70 140)	tra 404,* -> fim\$signal_entry (34 300)
3	Fault Tag 1	scu 506,* -> pds\$signal_data (70 140)	tra 406,* -> fim\$signal_entry (34 300)
4	Timer Runout	scu 510,* -> prds\$fim_data (71 160)	tra 410,* -> wired_fim\$timer_runout (34 2324)
5	Command	scu 512,* -> pds\$fim_data (70 60)	tra 412,* -> fim\$primary_fault_entry (34 404)
6	Derail	scu 514,* -> pds\$signal_data (70 140)	tra 414,* -> fim\$drl_entry (34 30)
7	Lockup	scu 516,* -> pds\$signal_data (70 140)	tra 416,* -> fim\$signal_entry (34 300)
8	Connect	scu 520,* -> prds\$fim_data (71 160)	tra 420,* -> prds\$fast_connect_code (71 1054)
9	Parity	scu 522,* -> pds\$fim_data (70 60)	tra 422,* -> fim\$parity_entry (34 124)
10	Illegal Procedure	scu 524,* -> pds\$signal_data (70 140)	tra 424,* -> fim\$signal_entry (34 300)
11	Op Not Complete	scu 526,* -> pds\$fim_data (70 60)	tra 426,* -> fim\$onc_start_shut_entry (34 14)
12	Startup	scu 530,* -> pds\$fim_data (70 60)	tra 430,* -> fim\$onc_start_shut_entry (34 14)
13	Overflow	scu 532,* -> pds\$signal_data (70 140)	tra 432,* -> fim\$signal_entry (34 300)
14	Divide Check	scu 534,* -> pds\$signal_data (70 140)	tra 434,* -> fim\$signal_entry (34 300)
15	Execute	scu 536,* -> prds\$sys_trouble_data (71 240)	tra 436,* -> wired_fim\$xec_fault (34 2274)
16	(DF0) Segment	scu 540,* -> pds\$fim_data (70 60)	tra 440,* -> fim\$primary_fault_entry (34 404)
17	(DF1) Page	scu 542,* -> pds\$page_fault_data (70 0)	tra 442,* -> page_fault\$page_fault (41 1062)
18	Directed Fault 2	scu 544,* -> pds\$signal_data (70 140)	tra 444,* -> fim\$signal_entry (34 300)
19	Directed Fault 3	scu 546,* -> pds\$signal_data (70 140)	tra 446,* -> fim\$signal_entry (34 300)
20	Access Violation	scu 550,* -> pds\$fim_data (70 60)	tra 450,* -> fim\$access_violation_entry (34 0)
21	MME 2	scu 552,* -> pds\$signal_data (70 140)	tra 452,* -> fim\$signal_entry (34 300)
22	MME 3	scu 554,* -> pds\$signal_data (70 140)	tra 454,* -> fim\$signal_entry (34 300)
23	MME 4	scu 556,* -> pds\$signal_data (70 140)	tra 456,* -> fim\$signal_entry (34 300)
24	(FT2) Linkage	scu 560,* -> pds\$fim_data (70 60)	tra 460,* -> fim\$primary_fault_entry (34 404)
25	Fault Tag 3	scu 562,* -> pds\$signal_data (70 140)	tra 462,* -> fim\$signal_entry (34 300)
26	Unassigned	scu 564,* -> prds\$sys_trouble_data (71 240)	tra 464,* -> wired_fim\$unexp_fault (34 2310)
27	Unassigned	scu 566,* -> prds\$sys_trouble_data (71 240)	tra 466,* -> wired_fim\$unexp_fault (34 2310)
28	Unassigned	scu 570,* -> prds\$sys_trouble_data (71 240)	tra 470,* -> wired_fim\$unexp_fault (34 2310)
29	Unassigned	scu 572,* -> prds\$sys_trouble_data (71 240)	tra 472,* -> wired_fim\$unexp_fault (34 2310)
30	Unassigned	scu 574,* -> prds\$sys_trouble_data (71 240)	tra 474,* -> wired_fim\$unexp_fault (34 2310)
31	Trouble	scu 576,* -> pds\$fim_data (70 60)	tra 476,* -> fim\$primary_fault_entry (34 404)

FAULT VECTORY BY CATEGORY

FAULTS THAT ALWAYS CRASH SYSTEM

#	Fault Name	SCU stored at	Handler
26	Unassigned	scu 564,* -> prds\$\$sys_trouble_data (71 240)	tra 464,* -> wired_fim\$unexp_fault (34 2310)
27	Unassigned	scu 566,* -> prds\$\$sys_trouble_data (71 240)	tra 466,* -> wired_fim\$unexp_fault (34 2310)
28	Unassigned	scu 570,* -> prds\$\$sys_trouble_data (71 240)	tra 470,* -> wired_fim\$unexp_fault (34 2310)
29	Unassigned	scu 572,* -> prds\$\$sys_trouble_data (71 240)	tra 472,* -> wired_fim\$unexp_fault (34 2310)
30	Unassigned	scu 574,* -> prds\$\$sys_trouble_data (71 240)	tra 474,* -> wired_fim\$unexp_fault (34 2310)
15	Execute	scu 536,* -> prds\$\$sys_trouble_data (71 240)	tra 436,* -> wired_fim\$xec_fault (34 2274)

FAULTS USED INTERNALLY BY SUPERVISOR

#	Fault Name	SCU stored at	Handler
4	Timer Runout	scu 510,* -> prds\$\$fim_data (71 160)	tra 410,* -> wired_fim\$timer_runout (34 2324)
8	Connect	scu 520,* -> prds\$\$fim_data (71 160)	tra 420,* -> prds\$\$fast_connect_code (71 1054)
20	Access Violation (Ring Alarm)	scu 550,* -> pds\$\$fim_data (70 60)	tra 450,* -> fim\$access_violation_entry (34 0)

IMPLICIT REQUESTS FOR SUPERVISOR SERVICES

#	Fault Name	SCU stored at	Handler
17	(DF1) Page	scu 542,* -> pds\$page_fault_data (70 0)	tra 442,* -> page_fault\$page_fault (44 1062)
16	(DF0) Segment	scu 540,* -> pds\$\$fim_data (70 60)	tra 440,* -> fim\$primary_fault_entry (34 404)
24	(FT2) Linkage	scu 560,* -> pds\$\$fim_data (70 60)	tra 460,* -> fim\$primary_fault_entry (34 404)
20	Access Violation (boundsfault, e.g.)	scu 550,* -> pds\$\$fim_data (70 60)	tra 450,* -> fim\$access_violation_entry (34 0)

FAULTS THAT ALWAYS INDICATE HARDWARE PROBLEMS

#	Fault Name	SCU stored at	Handler
0	Shutdown	scu 500,* -> pds\$\$fim_data (70 60)	tra 400,* -> fim\$onc_start_shut_entry (34 14)
11	Op Not Complete	scu 526,* -> pds\$\$fim_data (70 60)	tra 426,* -> fim\$onc_start_shut_entry (34 14)
12	Startup	scu 530,* -> pds\$\$fim_data (70 60)	tra 430,* -> fim\$onc_start_shut_entry (34 14)
9	Parity	scu 522,* -> pds\$\$fim_data (70 60)	tra 422,* -> fim\$parity_entry (34 124)
1	Store	scu 502,* -> pds\$signal_data (70 140)	tra 402,* -> fim\$signal_entry (34 300)

FAULTS THAT ALWAYS INDICATE HARDWARE OR SOFTWARE PROBLEMS

#	Fault Name	SCU stored at	Handler
31	Trouble	scu 576,* -> pds\$\$fim_data (70 60)	tra 476,* -> fim\$primary_fault_entry (34 404)
18	Directed Fault 2	scu 544,* -> pds\$signal_data (70 140)	tra 444,* -> fim\$signal_entry (34 300)
19	Directed Fault 3	scu 546,* -> pds\$signal_data (70 140)	tra 446,* -> fim\$signal_entry (34 300)

FAULTS THAT CAN BE GENERATED BY USER

#	Fault Name	SCU stored at	Handler
20	Access Violation	scu 550,* -> pds\$fim_data (70 60)	tra 450,* -> fim\$access_violation_entry (34 0)
5	Command	scu 512,* -> pds\$fim_data (70 60)	tra 412,* -> fim\$primary_fault_entry (34 404)
6	Derail	scu 514,* -> pds\$signal_data (70 140)	tra 414,* -> fim\$drl_entry (34 30)
2	MME 1	scu 504,* -> pds\$signal_data (70 140)	tra 404,* -> fim\$signal_entry (34 300)
3	Fault Tag 1	scu 506,* -> pds\$signal_data (70 140)	tra 406,* -> fim\$signal_entry (34 300)
7	Lockup	scu 516,* -> pds\$signal_data (70 140)	tra 416,* -> fim\$signal_entry (34 300)
10	Illegal Procedure	scu 524,* -> pds\$signal_data (70 140)	tra 424,* -> fim\$signal_entry (34 300)
13	Overflow	scu 532,* -> pds\$signal_data (70 140)	tra 432,* -> fim\$signal_entry (34 300)
14	Divide Check	scu 534,* -> pds\$signal_data (70 140)	tra 434,* -> fim\$signal_entry (34 300)
21	MME 2	scu 552,* -> pds\$signal_data (70 140)	tra 452,* -> fim\$signal_entry (34 300)
22	MME 3	scu 554,* -> pds\$signal_data (70 140)	tra 454,* -> fim\$signal_entry (34 300)
23	MME 4	scu 556,* -> pds\$signal_data (70 140)	tra 456,* -> fim\$signal_entry (34 300)
25	Fault Tag 3	scu 562,* -> pds\$signal_data (70 140)	tra 462,* -> fim\$signal_entry (34 300)

PROHIBITED FAULTS

Systrouble Code	Reason
1	Page fault while on prds
2	Fault/Interrupt while on prds
3	Fault in idle process
4	Fault/Interrupt with PTL set
5	Unrecognized fault
6	Unexpected fault
7	Execute fault by operator
8	Out-of-Segment-Bound on prds
9	Fault while in masked environment
10	Fault while in bound_interceptors
11	Ring 0 derail

Crash Sequence for Type 1 Crash: Prohibited Fault

CPU A (Bootload CPU)	CPU B	CPU C
.	.	.
.	.	.
.	.	.
.	<<FAULT>>	.
.	<u>fault vector scu/tra</u>	.
.	<u>handler</u>	.
.	<u>fim_util\$check_fault</u>	.
.	scs\$sys_trouble_pending=-N	.
.	scs\$trouble_processid=-	.
.	PROCESSID	.
.	cioc <CPU B>	.
.	STOP	.
.		.
.		.

Typical Dump Events for Type 1 Crash: Prohibited Fault

<u>Event</u>	<u>CPU</u>	<u>MC location</u>	<u>Context/significance of MCs</u>
DRL	Bootload	Dump Header (DREGS)	sys_trouble 221
CON	Non-trouble	prds\$fim_data & prds\$sys_trouble_data	Where executing when told to stop
CON	Non-trouble	prds\$fim_data & prds\$sys_trouble_data	Where executing when told to stop
CON	Trouble	prds\$fim_data & prds\$sys_trouble_data	fim_util 72 (cioc/dis in check_fault). PR2 -> MCs for prohibited fault
Fault	Trouble	PR2 in prds\$sys_trouble_data	Prohibited fault that caused crash
		.	
		.	
		.	
		.	
		.	

Crash Sequence for Type 2 Crash: Syserr

CPU A (Bootload CPU)

CPU B

CPU C

.	.	.
.	.	.
.	.	.
.	<u>hardcore program</u>	.
.	call syserr with code 1	.
.	.	.
.	<u>syserr</u>	.
.	make sure stack is wired	.
.	.	.
.	<u>syserr_real</u>	.
.	print message on console	.
.	put message in syserr log	.
.	.	.
.	<u>pmut\$bce and return</u>	.
.	scs\$sys_trouble_pending=	.
.	scs\$processor	.
.	scs\$trouble_processid=	.
.	PROCESSID	.
.	cioc <CPU B>	.
.	STOP	.
.	.	.
.	.	.
.	.	.
.	.	.

Crash Sequence for Type 2 Crash: Syserr (continued)

CPU A (Bootload CPU)	CPU B	CPU C
.		.
.	<<CONNECT from CPU B>>	.
.	<u>prds\$fast_connect_code</u>	.
.	test scs\$sys_trouble_pending	.
.	<u>wired_fim\$connect_handler</u>	.
.	store MCs in prds\$fim_data	.
.	<u>sys_trouble</u>	.
.	if scs\$trouble_flags = 0:	.
.	scs\$trouble_flags =	.
.	scs\$processor	.
.	cioc <all other CPUs>	.
.	copy MCs from prds\$fim_data	.
<<CONNECT from CPU B	to prds\$sys_trouble_data	.
<u>prds\$fast_connect_code</u>	scs\$processor bit 1 = 0	.
test scs\$sys_trouble_pending	scs\$trouble_dbrs(1) = DBR	.
<u>wired_fim\$connect_handler</u>	test scs\$bos_processor_tag	.
store MCs in prds\$fim_data	STOP	.
<u>sys_trouble</u>		.
test scs\$trouble_flags		.
copy MCs from prds\$fim_data		.
to prds\$sys_trouble_data	<<CONNECT from CPU B>>	.
scs\$processor bit 0 = 0	<u>prds\$fast_connect_code</u>	.
scs\$trouble_dbrs(0) = DBR	test scs\$sys_trouble_pending	.
test scs\$bos_processor_tag	<u>wired_fim\$connect_handler</u>	.
inhibit lockup fault	store MCs in prds\$fim_data	.
loop until scs\$processor=0	<u>sys_trouble</u>	.
	test scs\$trouble_flags	.
	copy MCs from prds\$fim_data	.
	to prds\$sys_trouble_data	.
	scs\$processor bit 2 = 0	.
	scs\$trouble_dbrs(2) = DBR	.
test scs\$sys_trouble_pending	test scs\$bos_processor_tag	.
loop 1 second for all I/O	STOP	.
to complete		.
change derail fault vector		.
execute drl instruction		.
<u>BOS/BCE</u>		.

Typical Dump Events for Type 2 Crash: Syserr

<u>Event</u>	<u>CPU</u>	<u>MC location</u>	<u>Context/significance of MCs</u>
DRL	Bootload	Dump Header (DREGS)	sys_trouble 221
CON	Non-trouble	prds\$fim_data & prds\$sys_trouble_data	Where executing when told to stop
CON	Non-trouble	prds\$fim_data & prds\$sys_trouble_data	Where executing when told to stop
CON	Trouble	prds\$fim_data & prds\$sys_trouble_data	pmut 315 (cioc/dis in bce_and_return); PR6 -> stack where syserr called
Syserr Message			Multics not in operation
Syserr Message			Message from syserr call that crashed the system
		.	
		.	
		.	
		.	
		.	

Typical Dump Events for Type 3 Crash: EXECUTE Fault

DUMP EVENTS SEQUENCE:

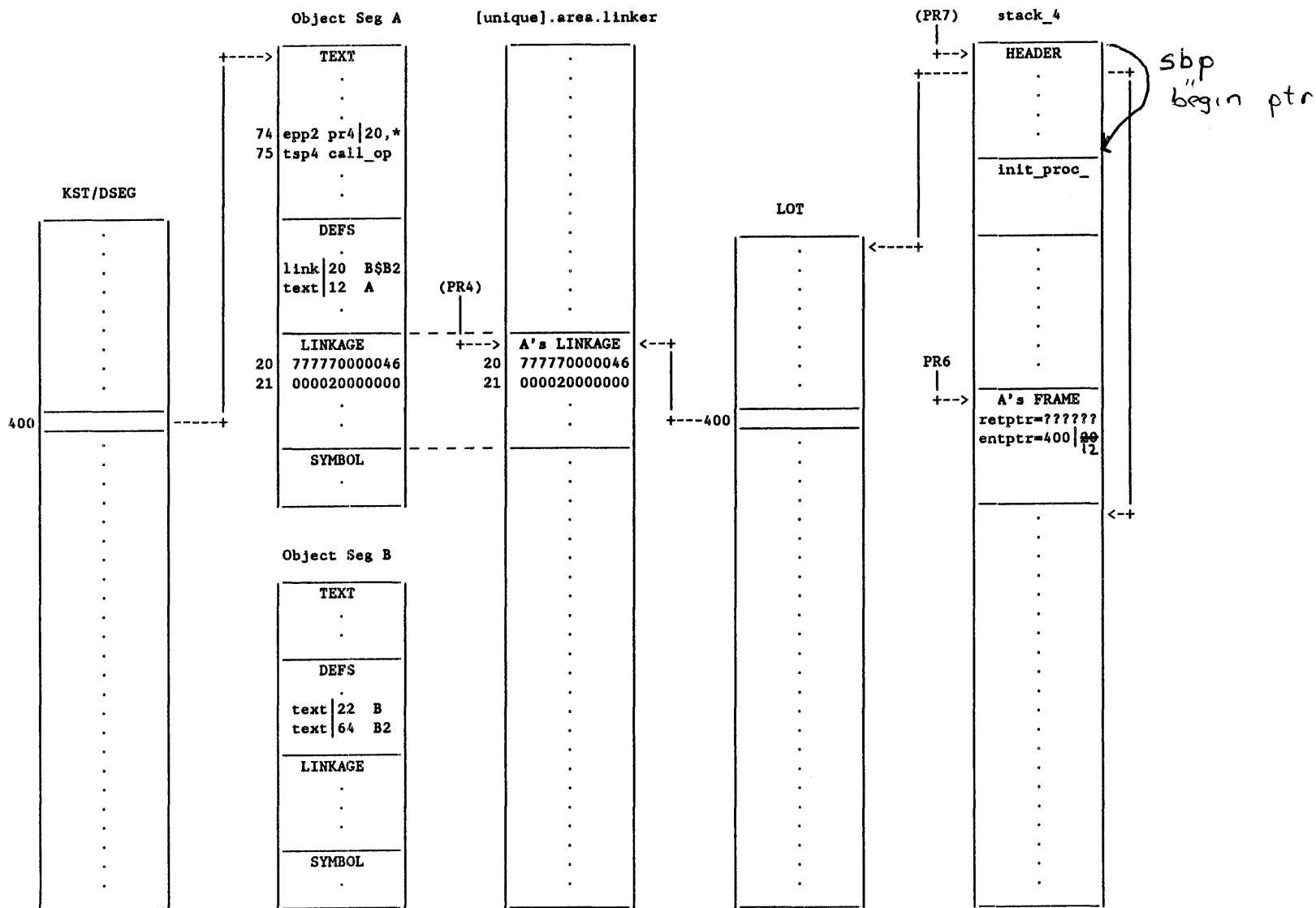
<u>Event</u>	<u>CPU</u>	<u>MC location</u>	<u>Context/significance of MCs</u>
DRL	Bootload	Dump Header (DREGS)	sys_trouble 221
CON	Others	prds\$fim_data & prds\$sys_trouble_data	Where looping when told to stop; PR6 -> stack frame
CON	Others	prds\$fim_data & prds\$sys_trouble_data	Where looping when told to stop; PR6 -> stack frame
EXF	Button pushed	prds\$sys_trouble_data	Where looping when EXF done; PR6 -> stack frame
		.	
		.	
		.	
		.	
		.	

Typical Dump Events for Type 4 Crash: EXECUTE Switches

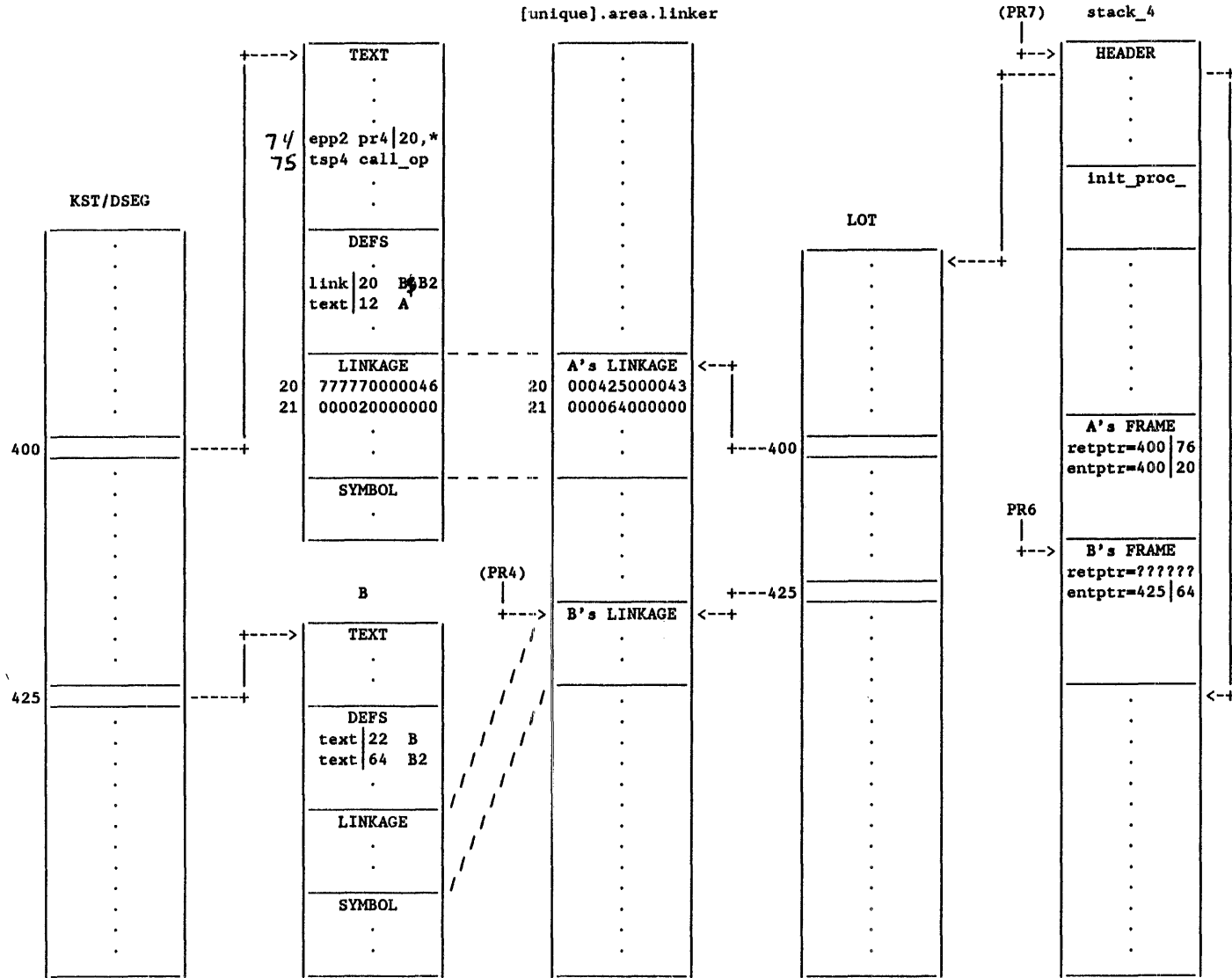
DUMP EVENTS SEQUENCE:

<u>Event</u>	<u>CPU</u>	<u>MC location</u>	<u>Context/significance of MCs</u>
XED	Bootload	Dump Header (DREGS)	PR6 -> stack frame of looping program
		.	
		.	
		.	
		.	
		.	

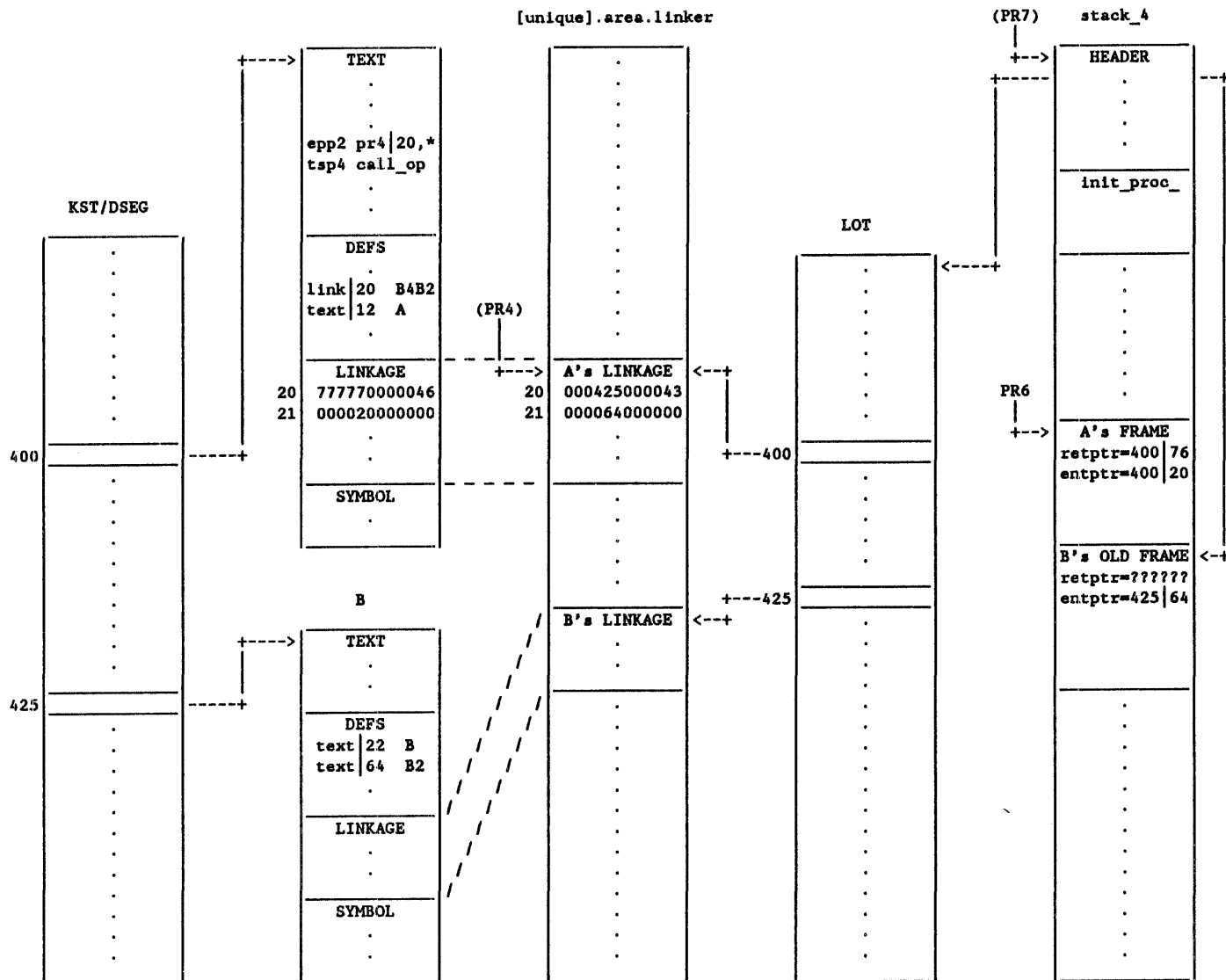
Stack, etc. Before Call to B\$B2



Stack, etc. During Call to B\$B2



Stack, etc. After Call to B\$B2



COMPILATION LISTING OF SEGMENT example

Compiled by: Multics PL/I Compiler, Release 28e, of February 14, 1985

Compiled at: Honeywell Multics Op. - System M

Compiled on: 04/23/85 1108.7 mst Tue

Options: table list

```

1 /* format: style4,indattr,ifthen,^indproc */
2
3 example: proc;
4
5 dcl  autovar          fixed bin (35);
6 dcl  intstatvar      fixed bin (35) int static;
7 dcl  constant        fixed bin (35) int static options (constant)
8
9 dcl  ptrvar          ptr;
10 dcl  1 basedstruct   based (ptrvar),
11      2 element1      fixed bin (35),
12      2 element2      fixed bin (35);
13 dcl  ioa_            entry () options (variable);
14
15      allocate basedstruct;
16      basedstruct.element2 = 27;
17      intstatvar = 0;
18
19      do autovar = 1 to 1000000;
20          call intproc (intstatvar);
21          if divide (intstatvar, 7, 0, 0) * 7 = intstatvar then
22              basedstruct.element2 =
23                  basedstruct.element2 + constant + intstatvar;
24          end;
25          call ioa_ ("autovar = ^d, element2 = ^d, intstatvar = ^d",
26                  autovar, basedstruct.element2, intstatvar);
27          return;
28 intproc: proc (parm);
29 dcl  parm            fixed bin (35);
30 dcl  i               fixed bin (35);
31
32      i = parm;
33      parm = i + mod (i, 6) + 1;
34  end intproc;
35
36  end example;

```

SOURCE FILES USED IN THIS COMPILATION.

LINE	NUMBER	DATE MODIFIED	NAME	PATHNAME
	0	04/23/85 1108.1	example.pl1	>udd>ssa>jlh>F88>example.pl1

NAMES DECLARED IN THIS COMPILATION.

IDENTIFIER	OFFSET	LOC STORAGE CLASS	DATA TYPE	ATTRIBUTES AND REFERENCES (* indicates a set context)
NAMES DECLARED BY DECLARE STATEMENT.				
autovar		000100 automatic	fixed bin(35,0)	dcl 5 set ref 18* 24*
basedstruct		based	structure	level 1 unaligned dcl 10 set ref 14
constant		000000 constant	fixed bin(35,0)	initial dcl 7 ref 20
element2	1	based	fixed bin(35,0)	level 2 dcl 10 set ref 15* 20* 20 24*
i		000112 automatic	fixed bin(35,0)	dcl 30 set ref 32* 33 33
intstatvar		000010 internal static	fixed bin(35,0)	dcl 6 set ref 16* 19* 20 20 20 24*
loa_		000014 constant	entry	external dcl 13 ref 24
parm		parameter	fixed bin(35,0)	dcl 29 set ref 28 32 33*
ptrvar		000102 automatic	pointer	dcl 9 set ref 10 10 10 14* 15 20 20 24

NAMES DECLARED BY EXPLICIT CONTEXT.

example	000020	constant	entry	external dcl 3
intproc	000123	constant	entry	internal dcl 28 ref 19

NAMES DECLARED BY CONTEXT OR IMPLICATION.

divide			builtin function	ref 20
mod			builtin function	ref 33

STORAGE REQUIREMENTS FOR THIS PROGRAM.

	Object	Text	Link	Symbol	Defs	Static
Start	0	0	174	212	141	204
Length	612	141	16	364	33	2

BLOCK NAME	STACK SIZE	TYPE	WHY NONQUICK/WHO SHARES STACK FRAME
example	112	external procedure	is an external procedure.
intproc		internal procedure	shares stack frame of external procedure example.

STORAGE FOR INTERNAL STATIC VARIABLES.

LOC IDENTIFIER	BLOCK NAME
000010 intstatvar	example

STORAGE FOR AUTOMATIC VARIABLES.

STACK FRAME	LOC IDENTIFIER	BLOCK NAME
example	000100 autovar	example
	000102 ptrvar	example
	000112 i	intproc

THE FOLLOWING EXTERNAL OPERATORS ARE USED BY THIS PROGRAM.

call_ext_out_desc	return	mod_fx1	ext_entry	alloc_based_storage
-------------------	--------	---------	-----------	---------------------

THE FOLLOWING EXTERNAL ENTRIES ARE CALLED BY THIS PROGRAM.

loa_

NO EXTERNAL VARIABLES ARE USED BY THIS PROGRAM.

```

CONSTANTS
000000 aa      000000000004

000140 aa      000000000006

000001 aa      404000000043

000002 aa      524000000054

000003 aa      000003641100

000004 aa 141 165 164 157 auto
000005 aa 166 141 162 040 var
000006 aa 075 040 136 144 = ^d
000007 aa 054 040 145 154 , el
000010 aa 145 155 145 156 emen
000011 aa 164 062 040 075 t2 =
000012 aa 040 136 144 054 ^d,
000013 aa 040 151 156 164 int
000014 aa 163 164 141 164 stat
000015 aa 166 141 162 040 var
000016 aa 075 040 136 144 = ^d

```

```

BEGIN PROCEDURE example
ENTRY TO example
example: proc;

```

STATEMENT 1 ON LINE 3

```

000017 da      000027200000
000020 aa 000160 6270 00 eax7 112
000021 aa 7 00034 3521 20 epp2 pr7|28,*
000022 aa 2 01045 2721 00 tsp2 pr2|549
000023 aa      000000000000
000024 2s      000012000123

```

ext_entry

STATEMENT 1 ON LINE 14

```
allocate basedstruct;
```

```

000025 aa 000002 2360 07 ldq 2,d1
000026 aa 0 01403 7001 00 tsx0 pr0|771
000027 aa 777776 7100 04 tra -2,lc
000030 aa 6 00102 2521 00 spri2 pr6|66

```

alloc_based_storage

000025

ptrvar

STATEMENT 1 ON LINE 15

```
basedstruct.element2 = 27;
```

```

000031 aa 000033 2360 07 ldq 27,d1
000032 aa 2 00001 7561 00 stq pr2|1

```

basedstruct.element2

STATEMENT 1 ON LINE 16

```
intstatvar = 0;
```

```

000033 aa 6 00044 3701 20 epp4 pr6|36,*
000034 ia 4 00010 4501 00 stz pr4|8

```

intstatvar

STATEMENT 1 ON LINE 18

```
do autovar = 1 to 1000000;
```

```
000035 aa 000001 2360 07 ldq 1,d1
```

```

000036 aa 6 00100 7561 00 stq pr6|64 autovar000037 aa 000000 0110 03 nop 0,du
000040 aa 6 00100 2361 00 ldq pr6|64 autovar
000041 aa 777742 1160 04 cmpq -30,1c 000003 = 000003641100
000042 aa 000031 6054 04 tpnz 25,1c 000073
STATEMENT 1 ON LINE 19

call intproc (intstatvar);

000043 aa 6 00044 3701 20 epp4 pr6|36,*
000044 ia 4 00010 3521 00 epp2 pr4|8 intstatvar
000045 aa 6 00116 2521 00 spr12 pr6|78
000046 aa 6 00114 3521 00 epp2 pr6|76
000047 aa 004000 4310 07 fld 2048,d1
000050 aa 2 00000 7571 00 staq pr2|0
000051 aa 000052 6700 04 tsp4 42,1c 000123
STATEMENT 1 ON LINE 20

if divide (intstatvar, 7, 0, 0) * 7 = intstatvar then
basedstruct.element2 =
basedstruct.element2 + constant + intstatvar;

000052 aa 6 00044 3701 20 epp4 pr6|36,*
000053 ia 4 00010 2361 00 ldq pr4|8 intstatvar
000054 aa 000007 5060 07 div 7,d1
000055 aa 000007 4020 07 mpy 7,d1
000056 ia 4 00010 1161 00 cmpq pr4|8 intstatvar
000057 aa 000007 6010 04 tnz 7,1c 000066
000060 aa 6 00102 3735 20 epp7 pr6|66,* ptrvar
000061 aa 7 00001 2351 00 lda pr7|1 basedstruct.element2
000062 aa 000044 7330 00 lrs 36
000063 aa 000004 0330 07 adl 4,d1
000064 ia 4 00010 0331 00 adl pr4|8 intstatvar
000065 aa 7 00001 7561 00 stq pr7|1 basedstruct.element2
STATEMENT 1 ON LINE 23

end;

000066 aa 6 00100 2351 00 lda pr6|64 autovar
000067 aa 000044 7330 00 lrs 36
000070 aa 000001 0330 07 adl 1,d1
000071 aa 6 00100 7561 00 stq pr6|64 autovar
000072 aa 777746 7100 04 tra -26,1c 000040
STATEMENT 1 ON LINE 24

call loa_ ("autovar = ^d, element2 = ^d, intstatvar = ^d",
autovar, basedstruct.element2, intstatvar);

000073 aa 000 100 100 404 mlr (1c),(pr),fill(000)
000074 aa 777711 00 0054 desc9a -55,44 000004 = 141165164157
000075 aa 6 00122 00 0054 desc9a pr6|82,44
000076 aa 6 00122 3521 00 epp2 pr6|82
000077 aa 6 00140 2521 00 spr12 pr6|96
000100 aa 6 00100 3521 00 epp2 pr6|64 autovar
000101 aa 6 00142 2521 00 spr12 pr6|98
000102 aa 6 00102 3735 20 epp7 pr6|66,* ptrvar
000103 aa 7 00001 3521 00 epp2 pr7|1 basedstruct.element2
000104 aa 6 00144 2521 00 spr12 pr6|100
000105 aa 6 00044 3701 20 epp4 pr6|36,*
000106 ia 4 00010 3521 00 epp2 pr4|8 intstatvar000107 aa 6 00146 2521 00 spr12 pr6|102

```

```

000110 aa 777672 3520 04 epp2 -70,ic 000002 = 524000000054
000111 aa 6 00150 2521 00 spri2 pr6|104
000112 aa 777667 3520 04 epp2 -73,ic 000001 = 404000000043
000113 aa 6 00152 2521 00 spri2 pr6|106
000114 aa 6 00154 2521 00 spri2 pr6|108
000115 aa 6 00156 2521 00 spri2 pr6|110
000116 aa 6 00136 6211 00 eax1 pr6|94
000117 aa 020000 4310 07 fld 8192,d1
000120 la 4 00014 3521 20 epp2 pr4|12,*
000121 aa 0 00622 7001 00 tsx0 pr0|402 ioa_
call_ext_out_desc
STATEMENT 1 ON LINE 26

return;

000122 aa 0 00631 7101 00 tra pr0|409 return
STATEMENT 1 ON LINE 36

end example;

BEGIN PROCEDURE intproc
ENTRY TO intproc STATEMENT 1 ON LINE 28
intproc: proc (parm);

000123 aa 6 00104 6501 00 spri4 pr6|68
000124 aa 6 00106 2521 00 spri2 pr6|70 STATEMENT 1 ON LINE 32

i = parm;

000125 aa 2 00002 2361 20 ldq pr2|2,* parm
000126 aa 6 00112 7561 00 stq pr6|74 i
STATEMENT 1 ON LINE 33

parm = i + mod (i, 6) + 1;

000127 aa 000011 3520 04 epp2 9,ic 000140 = 000000000006
000130 aa 0 00704 7001 00 tsx0 pr0|452 mod_fx1
000131 aa 000044 7770 00 llr 36
000132 aa 000044 7330 00 lrs 36
000133 aa 6 00112 0331 00 adl pr6|74 i
000134 aa 000001 0330 07 adl 1,d1
000135 aa 6 00106 3735 20 epp7 pr6|70,*
000136 aa 7 00002 7561 20 stq pr7|2,* parm
STATEMENT 1 ON LINE 34

end intproc;

000137 aa 6 00104 6101 00 rted pr6|68
END PROCEDURE intproc
END PROCEDURE example

```

azm

azm: ?

Available azm requests:

absolute_address, absadr	select_process, slp
add_request_table, arqt	search, srh
apply, ap	segment_name, name
apte	segment_number, number
associative_memory, am	set
aste	syserr_log, slog
configuration_deck, cd	stack, sk
display, d	traffic_control_queue, tcq
display_absolute, da	value, v
events, ev	verify_associative_memory, vfam
history_regs, hregs	why
list_dumps, lsd	help
list_processes, lsp	list_help, lh
machine_conditions, mc	list_requests, lr
page_trace, pgt	abbrev, ab
quit, q	exec_com, ec
replace, rp	do
scus	if
sdw	answer
select_deadproc, sldp	execute, e
select_dump, sld	ds

Type "list_requests" for a short description of the requests.

azm: lsd

Dumps in >dumps:

032885.1120.0.156
041185.0001.0.160

azm: ..asp dumps >dumps>old_dumps

azm: lsd

Dumps in >dumps:

032885.1120.0.156
041185.0001.0.160

Dumps in >dumps>old_dumps:

121284.0638.0.127
121384.0832.0.128
122084.0728.0.135
030885.2239.0.151
031585.1653.0.152
031585.2158.0.153
031885.1148.0.154
031885.1515.0.155
040385.0023.0.158
040385.0120.0.159

azm: sld 159

ERF 159 in directory >dumps>old_dumps dumped at 04/03/85 0120.6 mst Wed.

System-ID MR11.0 Version-ID 41-13
Proc 0 DBR 6234350 running on cpu c Initializer.SysDaemon.z

azm: d scs\$trouble_processid
Segno 25 bound_hc_data_wired\$scs|222

222 0 003000777777

azm: slog -last 20

There are 2 messages in syserr_data (segment #106).

0119.7 1479393 0 Multics not in operation; control process: Initializer.SysDaemon.z.

Syserr messages from log partition:

01:19:40 1479390 3 emergency interrupt from FNP a: unknown faul\000
01:19:39 1479389 3 emergency interrupt from FNP a: unknown fault
01:19:27 1479388 5 ioi_masked\$interrupt: I/O error.
01:19:18 1479387 0 FNP a loaded successfully
01:19:17 1479386 5 ioi_masked\$interrupt: I/O error.
01:19:02 1479385 5 --
01:19:02 1479384 5 --
01:19:02 1479383 5 --
01:18:54 1479382 0 Loading FNP a, >udd>SysAdmin>a>mcs7.2>6670a>a 7.2
01:18:36 1479381 5 ioi_masked\$interrupt: I/O error.
01:18:31 1479380 4 RCP: Unassigned prtd from Utility.SysDaemon.z
01:18:30 1479379 0 RCP: Detached prtd from Utility.SysDaemon.z
01:18:28 1479378 3 poll_mpc: I/O error on urpa: Parity error on I/O bus, data from c
01:18:26 1479377 0 RCP: Attached prtd for Utility.SysDaemon.z
01:18:26 1479376 4 RCP: Assigned prtd to Utility.SysDaemon.z
01:18:25 1479375 4 RCP: Unassigned tapa_00 from Utility.SysDaemon.z
01:18:25 1479374 0 RCP: Detached tapa_00 from Utility.SysDaemon.z
01:18:24 1479373 5 poll_mpc: Polled mtpa.
01:18:22 1479372 0 RCP: Attached tapa_00 for Utility.SysDaemon.z
01:18:22 1479371 4 RCP: Assigned tapa_00 to Utility.SysDaemon.z

azm: help events -bf

Syntax: events {-control_args}

Function: Displays 'interesting events', in reverse chronological order, from an FDUMP. Those events considered to be interesting are described in 'notes'.

Control Arguments: -long, -lg
-last {N}, -lt {N} -time {NSECS}, -tm {NSECS}

azm: ev -last 20

Events from 04/03/85 1:19:47.870284

Time	CPU	Proc	Event	Circumstances
47.870284	d		Fault: DRL	RTB Machine Conditions
43.436614	a	8	Fault: CON	prds\$sys_trouble_data
.436614	b	10	Fault: CON	prds\$sys_trouble_data
.436516	d	6	Fault: CON	prds\$sys_trouble_data
.436383	c	0	Fault: CON	prds\$sys_trouble_data
.435683	d	6	Interrupt: IOM A, Level 3	prds\$interrupt_data

```

.433229 a 8 APTE at 5300 changed to Running
.433041 a 12 APTE at 10500 changed to Waiting for 000000231167
.429753 Connect to A 36
.426543 a 15 APTE at 11700 changed to Ready
.423070 a 11 APTE at 10300 changed to Waiting for 000000542415
.422441 Connect to A 29
.418303 a 7 APTE at 5200 changed to Waiting for 000000332124
.418192 Connect to B 28
.417694 Connect to A 20
.416592 a 7 Fault: DF1 pds$page_fault_data
.414092 a 14 APTE at 11600 changed to Waiting for 000000215021
.413204 Connect to A 28
.405858 a 11 Fault: DF1 pds$page_fault_data
.402857 a 14 Fault: DF1 pds$page_fault_data

```

azm: cd cpu mem

```

cpu a 3 on 168 80. 2.
cpu b 4 on 168 80. 2.
cpu c 5 on dps8 70. 32.
cpu d 6 on dps8 70. 32.
cpu e 7 off dps8 70. 32.
mem d 2048. on
mem a 1024. on
mem b 2048. off
mem c 4096. on

```

azm: scus

Memory Configuration:

```

Mem D 0 to 7777777
Mem A 20000000 to 23777777
Mem C 40000000 to 57777777

```

azm: tcq

ELIGIBLE QUEUE:

Proc	DBR	State	Process ID	CPU	
5	06060114	waiting	003600666666		SyserrLogger.SysDaemon.z
			SYSERR LOG EVENT 0000000		
0	06234350	running	003000777777	c	Initializer.SysDaemon.z
14	06174074	waiting	011600105645		JNye.CSDUK.a
			PAGE 215021		
7	06154234	waiting	005200105632		Dist2.VIS.a
			PAGE 332124		
8	06154514	running	005300105633	a	Dumper.SysDaemon.z
15	06200214	ready	011700105646		Backup.SysDaemon.z
10	06157174	running	010200105635	b	Retriever.SysDaemon.z
11	06155774	waiting	010300105634		Volume_Dumper.Daemon.z
			PAGE 542415		
12	06077554	waiting	010500105624		Cox.Multics.m
			PAGE 231167		
9	06122354	ready	010100105614		Operator.Operator.a
13	06166434	ready	011300105642		UNCP.CII-HB.a
6	06077754	running	005100105601	d	TR_Admin.TR.p

```

azm: lsp
Proc 0 DBR 6234350 running on cpu c Initializer.SysDaemon.z
Proc 1 DBR 52416 ready last on cpu a Idle.SysControl.a
Proc 2 DBR 52417 ready last on cpu b Idle.SysControl.b
Proc 3 DBR 52420 ready last on cpu c Idle.SysControl.c
Proc 4 DBR 52421 ready last on cpu d Idle.SysControl.d
Proc 5 DBR 6060114 waiting last on cpu b SyserrLogger.SysDaemon.z
Proc 6 DBR 6077754 running on cpu d TR_Admin.TR.p
Proc 7 DBR 6154234 waiting last on cpu a Dist2.VIS.a
Proc 8 DBR 6154514 running on cpu a Dumper.SysDaemon.z
Proc 9 DBR 6122354 ready last on cpu b Operator.Operator.a
Proc 10 DBR 6157174 running on cpu b Retriever.SysDaemon.z
Proc 11 DBR 6155774 waiting last on cpu a Volume_Dumper.Daemon.z
Proc 12 DBR 6077554 waiting last on cpu a Cox.Multics.m
Proc 13 DBR 6166434 ready last on cpu a UNCP.CII-HB.a
Proc 14 DBR 6174074 waiting last on cpu a JNye.CSDUK.a
Proc 15 DBR 6200214 ready last on cpu a Backup.SysDaemon.z

```

```

azm: slp 1
Process 1, Idle.SysControl.a, DBR 52416

```

```

azm: slp [d scs$trouble_processid]
Process 0, Initializer.SysDaemon.z, DBR 6234350

```

```

azm: mc -pds

```

Machine conditions from pds\$page_fault_data:

```

(DF1) Page Fault (43)
PR6 (sp) - 230|35500 >sll>stack_0.027|35500
SCU Data:
By: 42|3121 bound_library_wired_$formline_|25
Ref: 230|36107 >sll>stack_0.027|36107
On: cpu c (#2)
Indicators: zero, ^bar
APU Status: sdwamm, sd-on, pt-on, ptw
Instructions:
16700 6 00407 7551 00 sta pr6|407
16701 6 00407 7551 00 sta pr6|407
Fault Register: 000040000000 ($CON D)
MC Fault Time: 85-04-03 01:19:42.461292 mst Wed (113442703553566554)
Setting Temporary pointers from 71|0.

```

Machine conditions from pds\$fim_data:

```

Access Violation Fault (51), Out of Segment Bounds
PR6 (sp) - 230|7020 >sll>stack_0.027|7020
SCU Data:
By: 150|11213 bound_x25_mpx$x25_mpx|10513
Ref: 77777|15 >sll>stack_0.027|15
On: cpu c (#2)
Indicators: ^bar
APU Status: sdwamm, sd-on, ptwamm, pt-on, fap
Instructions:
16700 7 00014 4501 00 stz pr7|14
16701 7 00014 4501 00 stz pr7|14
MC Fault Time: 85-04-03 01:19:41.494596 mst Wed (113442703550026504)

```


Setting Temporary pointers from 71|60.

Machine conditions from pds\$signal_data:

Access Violation Fault (51), Out of Segment Bounds

PR6 (sp) - 230|7020 >sll>stack_0.027|7020

SCU Data:

By: 150|11213 bound_x25_mpx\$x25_mpx|10513

Ref: 77777|15 >sll>stack_0.027|15

On: cpu c (#2)

Indicators: ^bar

APU Status: sdwamm, sd-on, ptwamm, pt-on, fap

Instructions:

16700 7 00014 4501 00 stz pr7|14

16701 7 00014 4501 00 stz pr7|14

MC Fault Time: 85-04-03 01:19:41.494596 mst Wed (113442703550026504)

Setting Temporary pointers from 71|140.

azm: mc -prds sys

Machine conditions from prds\$sys_trouble_data:

Connect Fault (21)

PR6 (sp) - 230|30000 >sll>stack_0.027|30000

SCU Data:

By: 44|315 bound_priv_1\$privileged_mode_ut|315

Ref: 230|36107 >sll>stack_0.027|36107

On: cpu c (#2)

Indicators: neg, cary, tro, ^bar

APU Status: priv, sdwamm, sd-on, ptwamm, pt-on, fap

CU Status: rfi, fif

Instructions:

16700 000314 6162 00 dis 314 interrupt inhibit

16701 000000 2350 07 lda 0,d1

Fault Register: 000040000000 (\$CON D)

MC Fault Time: 85-04-03 01:19:43.436383 mst Wed (113442703557347137)

Setting Temporary pointers from 72|240.

azm: sk stack_4

Reverse trace of >ppd> zzzzzzzbBBBBBB>stack_4 (Seg 234)

Number of stack frames 6.

Stack begin = 234|2000 Stack end = 234|7340

FRAME RETURN_PTR

234|5460 404|5674 >sss>bound_command_loop_\$tty_io_|5674

234|4060 432|24345 >t>bound_as_mc_\$mc_tty_|3007

234|3440 251|2476 >sll>bound_ipc_\$ipc_real_|2144

234|3260 251|327 >sll>bound_ipc_\$ipc_fast_|265

234|2400 256|2235 >sll>bound_oc_\$ocd_|2235

234|2000 263|410 >sll>bound_system_control_\$system_control_|410

Previous stack frame 77777|1

azm: sk stack_0

Reverse trace of >sll>stack_0.027 (Seg 230)

Number of stack frames 14.

Stack begin = 230|100 Stack end = 230|33620

```

FRAME      RETURN_PTR
230|30000  35|1577      bound_error_wired_1
230|12600  122|25116    bound_355_wired$channel_manager|2156
230|12320  41|5440      bound_library_1_$unwind_stack_|370
230|12160  41|0         bound_library_1_$init_vol_header_|0
230|11640  41|10366     bound_library_1_$signal_|726
230|11220  76|0         return_to_ring_0_|0

```

FIM FRAME found at 230|11220

Machine Conditions at 230|11300:

Access Violation Fault (51), Out of Segment Bounds

PR6 (sp) - 230|7020 >sll>stack_0.027|7020

By: 150|11213 bound_x25_mpx\$x25_mpx|10513

Ref: 77777|15 >sll>stack_0.027|15

```

230|7020  150|0      bound_x25_mpx$x25_mpx_data|0
230|6300  122|25335  bound_355_wired$channel_manager|2375
230|4660  122|6324   bound_355_wired$dn355|6324
230|3240  122|22153  bound_355_wired$fnp_multiplexer|10207
230|2520  122|24512  bound_355_wired$channel_manager|1552
230|1360  146|34565  bound_tty_active$TTY_modes|1271
230|220   146|24224  bound_tty_active$TTY_index|2670
230|100   317|3374   >sll>hcs_|3374

```

Previous stack frame 234|5460

azm: sk prds

Frames may be invalid.

Stack_begin and stack_end are equal 72|1220.

Use the -force and -fwd options and proceed at your own risk

azm: sk prds -fc -fwd

(fwd) next_sp not valid 27374|0 sp 72|2200

Forward trace of prds (Seg 72)

Number of stack frames 4.

Previous stack frame 230|33620.

Stack begin = 72|1220 Stack end = 72|1220

```

FRAME      RETURN_PTR
72|1220    45|3767     bound_tc_priv$pxss|3767
72|1520    145|455     bound_tc_wired$proc_int_handler|71
72|1700    122|5221    bound_355_wired$dn355|5221
72|2200    43|24040    bound_page_control$disk_control|2474

```

azm: mc 230|11220 -lg

Machine Conditions from (230|11300) >sll>stack_0.027|11300.

Pointer Registers:

```

PR0 (ap) - 42|17350 bound_library_wired_$pll_operators_|1426
PR1 (ab) - 77777|1   NULL POINTER
PR2 (bp) - 150|4155  bound_x25_mpx$x25_mpx|3455
PR3 (bb) - 230|6174  >sll>stack_0.027|6174
PR4 (lp) - 150|11253 bound_x25_mpx$x25_mpx|10553
PR5 (lb) - 77777|1   NULL POINTER
PR6 (sp) - 230|7020  >sll>stack_0.027|7020
PR7 (sb) - 77777|1   NULL POINTER

```

Processor Registers:

```

X0 - 25335 X1 - 6556 X2 - 777773 X3 - 460
X4 - 0 X5 - 3357 X6 - 7 X7 - 1540

```

A Register - 000000000000 Q Register - 000000000040 E Register - 0
Timer Register - 775006421 Ring Alarm Register - 1
Access Violation Fault (51), Out of Segment Bounds
SCU Data:
By: 150|11213 bound_x25_mpx\$x25_mpx|10513
Ref: 77777|15 >s11>stack_0.027|15
On: cpu c (#2)
Indicators: ^bar
APU Status: sdwamm, sd-on, ptwamm, pt-on, fap
Instructions:
20420 7 00014 4501 00 stz pr7|14
20421 7 00014 4501 00 stz pr7|14
Mem Controller Mask: 000230000043 010560000000
MC Fault Time: 85-04-03 01:19:41.494596 mst Wed (113442703550026504)
Setting Temporary pointers from 230|11300.

azm: v -a
ap = 42|17350
ab = 77777|1
bp = 150|4155
bb = 230|6174
lp = 150|11253
lb = 77777|1
sp = 230|7020
sb = 77777|1
prfr = 230|7020
prmc = 230|11300

azm: d sp -as stack_frame/arg_ptr/
stack_frame.arg_ptr = 230|6556 >s11>stack_0.027|6556

azm: sk sp -ag -for 1

Reverse trace of >s11>stack_0.027 (Seg 230)

Number of stack frames 8.

Stack begin = 230|100 Stack end = 230|33620

FRAME	RETURN_PTR	
230 7020	150 0	bound_x25_mpx\$x25_mpx_data 0

Entry ptr 150|4155 bound_x25_mpx\$x25_mpx|3455

Operator/Link ptr 42|17350

Arg ptr 230|6556

ARG 1: 221|165226 tty_buf|165226

ARG 2: 000000000003

ARG 3: 000000000000

Previous stack frame 230|6300

azm: sdw 74

ADDRESS	RNGS	CA-MAX	REWPUGCDF	EBOUND	SEGNO	SEGMENT-NAME
6057014	000	1777	R W G DF	0	74	rdisk_seg

azm: name 41

41|0 = bound_library_1_\$init_vol_header_|0

azm: d 41|10360 10
azm (display): Segment is not in the fdump. 41|10

```
azm: d 41|10360 10 -inst
Segno 41 bound_library_1_$signal_|720
10360 005146 3520 00      epp2      5146
10361 0 00623 7001 00      tsx0      pr0|623
10362 000011 7260 07      lx16      11,d1
10363 777103 3520 04      epp2      -675,ic   007466 = 000000000000
10364 0 00717 7001 00      tsx0      pr0|717
10365 000004 7100 04      tra      4,ic     010371
10366 000154 0000 00      ....     154
10367 000021 7100 04      tra      21,ic    010410
```

azm: absadr 41|10360
bound_library_1_\$signal_|720 (41|10360):
Absolute Addr 7602360 (Word 7602360 in Mem d).

azm: ..cpo fault_vector

azm: number fault_vector
fault_vector = Segno 4|0.

azm: ap 4 "do ""compare fault_vector &l -ln 200"" "
Discrepancies:

offset	contents	offset	contents
114	000514657220	114	025720657200
115	000414710220	115	025773630200
116	000516657220	116	153450657200
117	000416710220	117	153450613200

Total 1 discrepancy, 4 words

```
azm: d 4 -as "fault_vector.fpair(6:7)"
      fpair (6) @ 4|114
      scu = "025720657200"b3, tra = "025773630200"b3
      fpair (7) @ 4|116
      scu = "153450657200"b3, tra = "153450613200"b3
```

```
azm: d 4|114 4 -inst
Segno 4 fault_vector|114
114 025720 6572 00      scu      25720 interrupt inhibit
115 025773 6302 00      ret      25773 interrupt inhibit
116 153450 6572 00      scu      153450 interrupt inhibit
117 153450 6132 00      rcu      153450 interrupt inhibit
```

azm: replace 4 [e wd]>fault_vector

```
azm: d 4 -as "fault_vector.fpair(6:7)"
      fpair (6) @ 4|114
      scu = "000514657220"b3, tra = "000414710220"b3
      fpair (7) @ 4|116
      scu = "000516657220"b3, tra = "000416710220"b3
```

```

azm: d 4|114 4 -inst
Segno 4 fault_vector|114
114 000514 6572 20          scu      514,* interrupt inhibit
115 000414 7102 20          tra      414,* interrupt inhibit
116 000516 6572 20          scu      516,* interrupt inhibit
117 000416 7102 20          tra      416,* interrupt inhibit

```

```
azm: apte -cur
```

```

APTE #1 at ADDR 3000:
Processid: 003000777777 (Initializer.SysDaemon.z); DBR:      6234350
State:      running at 4/3/85 1:19:41.519133

```

```

azm: d tc_data|3000 -as apte
apte                                @ 112|3000
  thread                             @ 112|3000
    fp = "011600"b3, bp = "003600"b3
  flags                               @ 112|3001
    state = "000001"b3
    ON: wakeup_waiting, loaded, eligible, pre_empt_pending,
        default_procs_required, dbr_loaded, shared_stack 0, firstsw
    OFF: stop_pending, pre_empted, hproc, idle, interaction,
        realtime_burst, always_loaded, being_loaded, page_wait_flag
  page_faults = 10744, processid = "003000777777"b3, te = 2221386,
  ts = 0, ti = 0, timax = 0
  ipc_pointers                        @ 112|3010
    event_thread = "034710"b3
  ips_message = "000000000000"b3
  asteps                              @ 112|3012
    pds = "005300"b3, dseg = "162334"b3, prds = "000000"b3
  savex7 = "002402"b3, term_processid = "000000000000"b3,
  lock_id = "134426563417"b3, time_used_clock = 375911791,
  wait_event = "000000000000"b3, wct_index = "001110"b3
  flags2                              @ 112|3021(18)
    special_wakeups = "00"b3, pr_tag = "2"b3
    OFF: priority_scheduling, batch
,
  state_change_time = 2658817181519133 1985-04-03 01:19:41.519133 mst,
  alarm_event = 0, alarm_time_thread = "010700"b3,
  alarm_time = "113442703634400115"b3, term_channel = 0, ws_size = 0,
  temax = 2097152,
  deadline = 2658817174541992 1985-04-03 01:19:34.541992 mst,
  lock = "000212"b3, cpu_monitor = 0, paging_measure = 16320822,
  access_authorization = "000000000000000000770000"b3,
  dbr = 465269129579410522131, virtual_cpu_time = 314797070,
  ittes_sent = 1, ittes_got = 56, current_response_state = 0,
  number_processing = 91,
  last_response_state time =
    2658817179468364 1985-04-03 01:19:39.468364 mst
  total_processing_time = 62781250, begin_interaction_vcpu = 312578134,
  saved_temax = 2097152, procs_required = "FF"b4, ipc_r_offset = 178898,
  ipc_r_factor = 57812222997, apad (1) through apad (10) = 0

```

```

azm: hregs
History Registers at (71|220) pds|220

```

DPS8 History Register Analysis

HR id	Seg#	IC or [tpr.ca]	opcode	c tag	y	Memory Address	mc	flags
CU		307	tnz	*		304	4	poa raw ic pib port
OU								RS-REG=stac zero carry
CU		310	stac	n*	i	236312	4	pia poa riw raw inf its internal
OU								RS-REG=stac zero carry
CU	17			n*	n	114776	4	poa riw raw its internal
OU								RS-REG=stac zero carry
AU		[2776]				114776	r0	fap sdwm (A17)
CU	25				o	122222	40	poa internal
OU								RS-REG=stac zero carry
AU		[222]				122222	r0	fap sdwm (A5)
CU	230				o	122222	60	poa raw saw pib port
OU								RS-REG=stac zero carry
CU	17	311	lda	n*	n	115000	4	poa riw raw ic pib its port
OU								RS-REG=stac zero carry
AU		[3000]				122222	r0	fap sdwm (A17) ptwm (A1)
CU	25				o	122220	4	poa raw ic pib port
OU								RS-REG=stac zero carry
AU		[220]				122220	r0	fap sdwm (A5)
CU	17	312	sta	n*	i	236314	4	pia poa riw raw inf pib its internal
OU								RS-REG=stac zero carry
CU	17			n*	n	115002	4	poa riw raw pib its port
OU								RS-REG=lda sign carry
AU		[3002]				236314	r0	fap sdwm (A17) ptwm (A1)
CU	25				o	122203	20	poa raw internal
OU								RS-REG=lda sign carry
AU		[203]				122203	r0	fap sdwm (A5)
CU	17	313	cioc	n*	n	115004	4	poa riw raw ic inh pib its port
OU								RS-REG=sta sign carry
AU		[3004]				122203	r0	fap sdwm (A17)
CU	25			ql*	n	122104	4	poa riw raw ic inh pib port
OU								RS-REG=sta sign carry
AU		[104]				122104	r0	fap sdwm (A5)
CU	25				o	122067	62	poa raw ic inh internal
OU								RS-REG=sta sign carry
AU		[67]				122067	r0	fap sdwm (A5)
CU	44	314	dis		i	236316	4	pia poa raw inf inh port
OU								RS-REG=sta sign carry
CU	44				o	236314	4	poa raw inh internal
OU								RS-REG=sta sign carry
CU	44				?	236314	4	raw inh internal
OU								RS-REG=sta sign carry

azm: name 17
17|0 = ws_linkage|0

azm: d 44|310 10 -inst
Segno 44 bound_priv_l\$privileged_mode_ut|310
310 4 00114 3541 20 stac pr4|114,*
311 4 00116 2351 20 lda pr4|116,*

```

312 4 00120 7551 20      sta      pr4|120,*
313 4 00122 0153 20      cioc     pr4|122,* interrupt inhibit
314 000314 6162 00      dis      314 interrupt inhibit
315 000000 2350 07      lda      0,d1
316 4 00114 3551 20      ansa     pr4|114,*
317 4 00112 3551 20      ansa     pr4|112,*

```

azm: am -prds

SDW Associative Memory at prds\$am_data.

ADDRESS	RINGS	BOUND	REWPUGC	CL	F/E	USAGE-CT	SEG #	SEG_NAME
LEVEL [A]								
6234350	0,0,0	17760	R W G	-	F	100000	0	dseg
6357014	0,0,0	107760	RE GC	-	F	111000	42	bound_library_wired_
0	0,0,0	560	R W UG	-	F	111000	4	fault_vector
52056	0,0,0	3760	R W G	-	F	111000	25	bound_hc_data_wired
52360	0,0,0	5760	R W G	-	F	100000	66	iom_data
6240074	0,0,0	37760	R W GC	-	F	111000	230	>sll>stack_0.027
6057314	0,0,0	7760	R W GC	-	F	100000	71	pds
6241370	0,0,0	17760	REWP G	-	F	101100	72	prds
52066	0,0,0	21760	RE P GC	-	F	111000	35	bound_error_wired_1
52102	0,0,0	5760	RE P GC	-	F	100000	36	bound_interceptors
52046	0,0,0	11760	REW G	-	F	100000	17	ws_linkage
LEVEL [B]								
52436	0,0,0	763760	R W G	-	F	111000	102	sst_seg
52154	0,0,0	7760	RE P GC	-	F	111000	44	bound_priv_1
6057334	0,0,0	1760	R W G	-	F	111000	105	sys_info
52232	0,0,0	3760	R W G	-	F	111000	70	oc_data
52366	0,0,0	43760	R W G	-	F	101100	112	tc_data
52042	0,0,0	1760	R W G	-	F	111000	15	lot
LEVEL [C]								
52026	0,0,0	1760	R W G	-	F	101100	12	unpaged_page_tables

PTW Associative Memory at prds\$am_data.

ADDRESS	M	F/E	USAGE_CT	SEG #	PAGE	SEG_NAME OFFSET
LEVEL [A]						
56316000	yes	F	110000	72	0	prds 200
114000	yes	F	111100	17	1	ws_linkage 600
136000	yes	F	100000	35	3	bound_error_wired_1
140000	yes	F	100000	35	4	bound_error_wired_1
142000	yes	F	100000	35	5	bound_error_wired_1
144000	yes	F	100000	35	6	bound_error_wired_1
7556000	no	F	111000	42	7	bound_library_wired_\$formline_ 504
7554000	no	F	100000	42	10	bound_library_wired_\$formline_ 1104
7552000	no	F	100000	42	11	bound_library_wired_\$formline_ 1504
7550000	no	F	100000	42	12	bound_library_wired_\$formline_ 2104
7546000	no	F	111000	42	13	bound_library_wired_\$formline_ 2504
7544000	no	F	111000	42	14	bound_library_wired_\$formline_ 3104
42602000	yes	F	100000	230	15	>sll>stack_0.027 6400
21244000	yes	F	100000	230	16	>sll>stack_0.027 7000
47012000	yes	F	100000	230	17	>sll>stack_0.027 7400
LEVEL [B]						
7330000	yes	F	110000	71	0	pds 200
152000	yes	F	111100	36	1	bound_interceptors\$fim 600
146000	yes	F	111000	35	7	bound_error_wired_1

6240000	yes	F	111000	102	73	sst_seg 35600
3116000	yes	F	111000	230	14	>sl1>stack_0.027 6000
LEVEL [C]						
150000	yes	F	110000	36	0	bound_interceptors\$fim 200
132000	yes	F	111100	35	1	bound_error_wired_1
LEVEL [D]						
112000	yes	F	110000	17	0	ws_linkage 200
312000	yes	F	111100	70	1	oc_data 400

azm: vfam

No mis-matches or duplicate entries found in SDWAM or PTWAM.

azm: q

07/27/83 analyze_multics, azm

Syntax: analyze_multics {-control_args}

Function: Invoke a subsystem that will permit the scanning of a Multics address space for analysis.

Control arguments:

- abbrev, -ab
enables abbreviation expansion of request lines.
- no_abbrev, -nab
does not enable abbreviation expansion of request lines. (Default)
- no_prompt
suppresses the prompt for request lines in the request loop.
- no_start_up, -nsu
specifies that no startup exec_com is to be executed. (Default)
- profile PATH, -pf PATH
specifies the pathname of the profile to use for abbreviation expansion. The suffix "profile" is added if necessary. This control argument implies -abbrev.
- prompt STR
sets the request loop prompt to STR. The default is the ioa_STR:
^/azm^[(^d)^]:^2x
- request STR, -rq STR
executes STR as a analyze_multics request line before entering the request loop.
- start_up, -su
specifies that the exec_com 'tart_up.azmec' is to be executed upon invocation of analyze_multics. This start_up exec_com is first searched for in the user's home directory, then in the user's project directory >udd>Project_id, and last in >site. The first exec_com found is used.
- quit
Exit analyze_multics after execution of other arguments. Can be used in conjunction with -request.

Notes: analyze_multics uses the standard search list mechanism to locate FDUMPs. If analyze_multics does not find a "dumps" search list, it will create one, placing >dumps in the search list as the default. If additional search paths are desired the "add_search_path" command should be used to define them.

09/16/83 absolute_address, absadr

Syntax: absadr VIRTUAL-ADDR
 [absadr VIRTUAL-ADDR]

Function: Translates a 'virtual address' to an absolute
 memory address.

Argument:

VIRTUAL-ADDR

 May be a segment number, name or symbolic address (e.g. 64, prds,
 prds\$am_data). Do a 'help virtual_address' for more detailed
 information on acceptable virtual-address constructs.

Example as active request:

```
display_absolute [absadr sst$cmp] 2
```

07/27/83 add_request_table, arqt

Syntax: arqt PATH

Function: Adds a user defined request table in the list of request tables being searched by the current analyze_multics invocation.

Argument:

PATH

is the path name of the request table to be added. This request table must be consistent for use with subsystem utility. See the section on subsystem request language in the Programmer's Reference Manual for request table structure.

08/08/83 apply, ap

Syntax: apply VIRTUAL-ADDR {RANGE} command_line

Function: Extracts all or part of a segment, specified by VIRTUAL-ADDR from the selected FDUMP and places a copy in a temporary segment. The new path name is passed as the last argument in the command_line.

Argument:

VIRTUAL-ADDR

May be a segment number, name or symbolic address (e.g. 64, prds, prds\$am_data). Do a 'help virtual_address' for more detailed information on acceptable virtual-address constructs.

RANGE

Specifies the number of words in octal to be copied. The default is the entire segment.

command_line

any command.

Notes: The offset in the virtual address specifies where the copying of the segment begins. When only part of a segment is extracted, it goes at the beginning of the temporary segment. For example:

```
apply pds$am_data 400 dump_segment
```

will put 256 (decimal) words at the beginning of the segment.

12/12/83 apte

Syntax: apte {proc_indicator} {-control_args}

Function: displays active page table (apte) information for processes in an FDUMP that match the states specified.

Argument:

proc_indicator

for specifying individual processes. It can take one of three forms:

- The decimal index (starting at zero) of a process in the FDUMP.
- The octal apte offset of the process.
- The octal process_id of the process.

Control Arguments:

-all, -a

Displays apte info for all processes in any state (Default).

-blocked, -blk

Displays apte info for all processes in the blocked state.

-count, -ct

specifies the total number of processes meeting the criteria specified by the control_args. With -all, it gives the counts of each process state.

-current, -cur

displays apte info for the current process.

-page_tbl_lock, -ptl

Displays apte info for all processes marked as page table locking.

-ready, -rdy

Displays apte info for all processes in the ready state.

-run

Displays apte info for all processes in the running state.

-stopped, -stop

Displays apte info for all processes in the stopped state.

-wait

Displays apte info for all processes in the waiting state.

Examples:

apte 2

displays information for process 2 in the FDUMP.

apte 10600

displays information for the process with apte offset 10600 (octal).

apte 3500555555

displays information for the process with octal process_id 003500555555.

07/20/83 associative_memory, am

Syntax: am {-control_args}

Function: Display SDW and/or PTW Associative Memories.

Control Arguments (Location):

-dump

displays the "dump" Associative Memories from the BOS CPU at the time the dump was taken. (Default).

-prds

displays Associative memories that have been stored in the current processes prds.

Control arguments:

-all, -a

Specifies that ALL entries in the Associative Memories are to be displayed. Default is to display only those entries that are valid (i.e., the full bit is on).

-ptw

Specifies that only the PTW Associative memories are to be displayed.

-pageno PAGENO

where PAGENO is an octal page number. Displays only those entries in the PTW Associative Memories that have a page number that matches the value of PAGENO.

-sdw

Specifies that only the SDW Associative Memories are to be displayed.

-segno SEGNO

where SEGNO is an octal segment number. Displays only those entries in the SDW and PTW Associative Memories that have a segment number that matches the value of SEGNO. See assoc_mem.incl.pll.

Notes: If no control arguments are given, BOTH the SDW and PTW Associative Memories are displayed for the "dump" Associative Memories.

12/12/83 aste

Syntax: aste segno/segname {-control_args}

Function: displays active segment table (ast), page table, and trailer information. The default displays active segment table entry (aste) and page table information only.

Argument:

segno/name

 is the segment number or segment name of interest.

Control Arguments:

-aste

 Displays active segment table information for the selected entry.

-brief, -bf

 Displays everything excluding the page table info. This is equivalent to specifying -aste and -tr.

-long, -lg

 Displays everything which includes the aste, page table and trailer information. This is equivalent to specifying -aste, -pt and -tr.

-page_table, -pt

 Displays page table information for the selected segment.

-trailer, -tr

 Displays trailer information about the selected segment.

08/09/83 configuration_deck, cd

Syntax: cd {card_names} {control_args}

Function: displays the contents of the config_deck in the selected FDUMP. This request works exactly like the standard pcd command, the only difference is that it gets the config deck from the FDUMP.

Argument:

card_names

are the names of the particular configuration cards to be displayed. Up to 32 card names can be specified. If no card_names are given the the complete config_deck will be printed.

Control Arguments:

-brief, -bf

suppresses the error message when a requested card name is not found. (Default)

-exclude FIELD_SPECIFIERS, -ex FIELD_SPECIFIERS

excludes particular cards or card types from being displayed. One to 14 field specifiers can be supplied with each -exclude control argument, and up to 16 -exclude arguments can be specified. To be eligible for exclusion, a card must contain fields that match all field specifiers supplied with any -exclude argument.

-long, -lg

prints an error message when a requested card name is not found.

-match FIELD_SPECIFIERS

selects particular cards or card types to be displayed. One to 14 field specifiers can be supplied with each -match control argument, and up to 16 -match arguments can be specified. To be eligible for selection, a card must contain fields that match all field specifiers supplied with any -match argument.

Notes: Field specifiers can consist of a complete card field or a partial field and an asterisk (*). An asterisk matches any part of any field. Specifiers for numeric fields can be given in octal or decimal, but if decimal they must contain a decimal point. Asterisks cannot be specified in numeric field specifiers. All numeric field specifiers are converted to decimal and matched against numeric card fields, which are also converted to decimal. Hence, the field specifier "1024." would match a card containing the octal field 2000, and the field specifier "1000" would match a card containing the decimal field 512.

Note that all card names must be specified before the first -match or -exclude argument. Field specifiers following a -match or -exclude argument include all arguments until the next -match or -exclude argument.

11/19/84 display, d

Syntax: d VIRTUAL-ADDR {EXP} {RANGE} {-ctl_args}
[d VIRTUAL-ADDR {EXP} {RANGE} {-ctl_args}]

Function: displays a selected portion of a segment in the FDUMP.

Argument:

VIRTUAL-ADDR

specifies the initial offset of the virtual address space to be dumped. May be a segment number, name, or symbolic address (e.g., 64, prds, prds\$am_data). Do a 'help virtual_address' for more detailed information on acceptable virtual-address constructs.

EXP

is an expression, which is either an octal value or a VIRTUAL-ADDR construct yielding an octal value. This value can be positive or negative, specified by the plus or minus sign.

RANGE

specifies the number of words to be dumped in octal. If a range is not specified the default is one word (if the data to be dumped is an ITS pair two words will be dumped).

Control arguments (Mode Specifications):

-character, -ch, -ascii

displays the selected number of characters in ascii. Characters that cannot be printed are represented as periods. As an active request, it returns the character representation of the requested address.

-instruction, -inst

displays the selected number of words as instructions. Usage as an active request is not allowed.

-octal, -oc

displays the selected number of characters in octal (Default). When used as an active request returns the octal value of the requested address.

-ptr, -p

displays the selected number of word pairs as pointers. When used as an active request returns the octal value of the form SEGNO|OFFSET.

-pptr, -pp

displays the selected number of words as a packed-pointer. When used as an active request returns the octal value of the form SEGNO|OFFSET.

-pptrx, -ppx

displays the selected number of words as packed-pointers and expands the segno|offset to a segment name. Usage as an active request is not allowed.

-ptrx, -px displays the selected number of word pairs as pointers and expands

the segno|offset to a segment name. Usage as an active request is not allowed.

Control Arguments:

-as STRUCTURE_NAME

displays the data as a hardcore PL/I structure defined by STRUCTURE_NAME. The STRUCTURE_NAME is a hardcore system-defined include file. The address given in the display request is taken as the address of the beginning of the structure. If the whole structure is being displayed, that is the address where display begins. If only certain elements are being displayed, that is the address used to compute offsets of the elements. The structure reference following -as must be a single string, containing no spaces, and follows the syntax described below. The single string is used to specify structure elements, array indexes, and substring matching. Usage as an active request is not allowed.

-long, -lg

displays each element of the structure on a separate line. This control argument is only implemented with -as.

Structure syntax:

The structure reference is made up of two parts: a structure element reference, and an optional set of match strings. If no match strings are supplied, no string matching is done. The structure element reference syntax consists of one or more element names, separated by periods, and may contain subscripts following some of these element names. The first name in a structure element reference must be a level one structure reference; partially qualified top level references are not permitted. Intermediate levels of qualification may be omitted as long as there is no ambiguity.

All subscripts must be supplied as decimal integers. The subscripts may be cross-section references such as "(1:4)" to reference elements one through four. Asterisk bounds may not be used: if a cross-section is desired, its upper and lower bounds must be given as decimal constants. If an element has more subscripts than are supplied, the complete cross-section is printed for the remaining subscripts. Also, to eliminate the need for quoting, subscripts may be surrounded by braces instead of parentheses.

In order to specify that only certain elements be displayed (such as all those with names containing the string "time"), a set of match strings may be given after the structure element reference. Each match string begins with a slash and is followed by the string itself. The final match string may be followed by a slash, but this is not required. If match strings are specified, any element which matches at least one string will be displayed.

Examples of structure references:

analyze_multics

F88, 7 - 10

display

pvt

The whole structure "pvt".

pvt.n_entries

The single element "n_entries" in the structure "pvt".

sst/time/, sst/time

Any elements in the structure "sst" containing the string "time".

Note that the final slash is optional.

sst/time/meter/

Any elements in the structure "sst" containing either the string

"time" or the string "meter".

sst.space{3}

element three of "sst.space".

sst.space{2:4}

elements two, three, and four of "sst.space".

sst.space

all elements of "sst.space".

sst.level{1}

both elements of the "level" array for "sst.level{1}"

sst.level{1}.ausedp, sst.level.ausedp{1}

the single element "ausedp" of the "level" array for "sst.level{1}"

Structure Output format:

The default output format is a compressed form, which places as many values on a line as will fit within the line length. The -long control argument places one value on a line. The short form, additionally, collects all bit(1) flags and displays them at the end of the display for each substructure or array element, in two groups: one listing all the flags which were on ("1"b), and one for all the ones which were off ("0"b).

All PL/I datatypes are displayed in the same representations used by probe. Additionally, the following special formats are used:

- 1) Bit strings are displayed as octal, if the length is divisible by three, in hex if divisible by four and not three, and as bit strings otherwise.
- 2) Character strings are displayed as a string concatenated with a repeated constant, if the string is padded on the right with more than sixteen nulls, spaces, or octal 777 characters.
- 3) Large precision (> 51) fixed binary values are also displayed as clock readings, if their values represent clock readings within ten years of the present.

Display Examples:

d 75|560 2

displays the two words in seg number 75 starting at offset 560.

d pds|560 2 displays the two words in the segment named pds starting at offset 560.

d pds\$trace
displays one word in the pds segment beginning at the offset specified by \$trace.

display 244|260 +20 4
displays four words of segment number 244 starting at offset 300 octal.

d sp 20
displays 20 octal words starting with the segment offset defined in the azm internal temporary pointer (see set request).

d sst\$cmp,* +sst\$cmesize sst\$strsize
causes the word at sst\$cmp to be used as an indirect word, or an indirect pointer if the resultant address has ITS modification, to develop the starting virtual address. The value derived from sst\$cmesize will then be added to the starting offset for the 'final' starting address. The range, or number of words to be displayed, is specified by the value contained in sst\$strsize.

d sst|2 -as apte
displays the APTE entry at the given offset in the SST as it is defined by apte.incl.pll.

07/26/83 display_absolute, da

Syntax: da ABS-ADDR {range} {-ctl_args}
[da ABS-ADDR {range} {-ctl_args}]

Function: dumps an absolute memory address space in the FDUMP.

Argument:

ABS-ADDR

is the starting absolute memory address, in octal.

RANGE

specifies the number of words to be dumped in octal. If a range is not specified the default is one word (if the data to be dumped is an ITS pair two words will be dumped).

Control arguments (Modes):

-character, -ch, -ascii

-instruction, -inst

-octal, -oc

-ptr, -p

-pptr, -pp

-pptrx, -ppx

-ptrx, -px

Notes: For a description of the mode specifications, see the display request.

01/23/85 events, ev

Syntax: events {-control_args}

Function: Displays 'interesting events', in reverse chronological order, from an FDUMP. Those events considered to be interesting are described in 'notes'.

Control Arguments:

-last {N}, -lt {N}

specifies the number of events to print. If no N, the default is 10 events.

-long, -lg

specifies that disk queue events are to be displayed.

-time {NSECS}, -tm {NSECS}

specifies the time in seconds before the dump was taken when events were 'interesting'. Default is 10 seconds.

Notes: The following events are considered as interesting: Machine Conditions (from BOS, prds, pds and the mc_trace_buf), Traffic Control state change time, Syserr messages (from both syserr_data and syserr_log), Fim frames in any stack, connects by device and disk queues (long report ONLY).

If neither -time nor -last are specified, the default action is equivalent to "ev -time 10".

08/05/83 history_regs, hregs

Syntax: hregs {HREGS_specifier} {-control_args}

Function: Displays a composite analysis or octal dump of the processor history registers. This request, hregs, is useful by people who are knowledgeable of the hardware. The default action is to display the AU, CU and OU history registers for the pds in a threaded order and interpreted format.

Argument (HREGS Specifiers):

-condition VIRTUAL-ADDR, -cond VIRTUAL-ADDR

displays history registers from a condition frame, the location of which is described by VIRTUAL-ADDR.

-dump

displays the "dump" history registers from the BOS CPU at the time the dump was taken.

-pds

displays the history registers that have been stored in the current processes pds (Default).

VIRTUAL-ADDR

displays the history registers that have been stored at the address space specified by VIRTUAL-ADDR. See virtual_address.info.

Control Arguments:

-au

specifies that only the APU history registers are to be displayed.

-cu

specifies that only the CU history registers are to be displayed.

-du

specifies that only the DU history registers are to be displayed.

-interpret

Display the interpreted form of the history registers only (Default), or, if -octal is specified, include the octal representation also.

-octal, -oc

Displays the octal values of history registers only, or, if -interpret is also specified, display octal and interpreted form. If neither -octal nor -interpret is specified, the default action is to display the interpreted form only.

-thread

Attempt to display the selected history registers in the "correct" order (Default).

-no_thread

Display the selected history registers in serial order, without attempting to sort them.

-ou

specifies that only the OU history registers are to be displayed.

Notes: Use of the -au, -ou, -cu and -du control arguments imply -no_thread and the

10/03/84 list_dumps, lsd

Syntax: lsd {PATH} {-ctl_args}

Function: Lists dumps in the selected dump directory. If PATH is not given, all dumps in the dump directories specified in the dumps search list are listed.

Arguments:

PATH

specifies PATH as the dump directory to list. Starnames are acceptable.

Control Arguments:

-deadproc, -dp

specifies list only dead process directories. If PATH is not given, it checks all directories in the dumps search list for dead processes.

-fdump, -fd

specifies list only fdumps. If PATH is not given, it checks all directories in the dumps search list.

Notes: If no arguments are given, the default is to list only fdumps.

01/19/84 list_processes, lsp

Syntax: lsp {proc_indicator} {-control_argument}
[lsp {proc_indicator} {-control_argument}]

Function: Lists all known processes in the selected FDUMP.

Function as Active Request:

Returns the process_ids meeting the control argument criteria, returning a null string otherwise. If -count is specified, only the total is returned.

Argument:

proc_indicator

for specifying individual processes. It can take one of three forms:

- The decimal index (starting at zero) of a process in the FDUMP.
- The octal address offset of the process.
- The octal process_id of the process.

Control Arguments:

-all, -a

Lists all processes in the FDUMP (Default).

-blocked, -blk

Lists processes marked as blocked.

-count, -ct

specified by the control_args. With -all, it gives the counts of each process state including the overall total.

-current, -cur

Lists the current process.

-page_tbl_lock, -ptl

Lists processes marked as page table locking.

-ready, -rdy

Lists processes marked as ready.

-run

Lists processes marked as running.

-stopped, -stop

Lists processes marked as stopped.

-wait

Lists processes marked as waiting.

Example: do "select_process &l;sdw 0" ([list_processes])
Would display the SDW for DSEG for all processes in the FDUMP.

01/19/84 machine_conditions, mc

Syntax: mc {MC_specifier} {-control_args}

Function: Displays all or parts of Machine Conditions based on the given pointer.

Argument (MC Specifiers):

-dump

specifies the dump for the BOS CPU regs at time of dump.

-pds {STR1}

where STR1 can be:

all

fim, fim_data

pgf, page_fault, page_fault_data

sig, signal, signaller, signal_data

and defaults to 'all' if STR1 is not given.

-prds {STR2}

where STR2 can be:

all

fim, fim_data

int, interrupt, interrupt_data

sys, system_trouble, sys_trouble_data

and defaults to 'all' if not given.

VIRTUAL-ADDR

is the virtual address construct used to define the address space containing Machine Conditions (see virtual_address.info).

The virtual address can point to the machine conditions directly or it can point to the frame within which the machine conditions reside.

In the latter case, the offset is calculated for the user.

Control arguments:

-eis

display the EIS Pointers & Lengths (interpreted).

-faults, -flt

display the fault register.

-long, -lg

display all elements of the MC.

-mc_err

display the mc_err data word.

-misc

display the miscellaneous data (ie: mc_err, fault reg, time)

-octal, -oc

display the eis info, scu data, or pointer registers in octal.

-octal is used in conjunction with -scu, -eis or -regs.

-pointers {PR_LIST}, -prs {PR_LIST}

displays pointer registers selected by PR_LIST (from 0 to 7, separated by spaces). If PR_LIST is not specified, all the pointers are displayed.

-ppr

only display the PSR and IC from the MC.

-registers {REG_LIST}, -regs {REG_LIST}

displays only the basic OU registers. Where REGS_LIST can be any of the following:

x0 x1 x2 x3 x4 x5 x6 x7 a q all.

If REG_LIST is not specified, all of the basic OU registers are displayed.

-scu

display only the scu data of the MC.

-time, -tm

display the MC time.

-tpr

only display the TSR and the CA from the MC.

Notes: If no MC Specifiers are specified, the temporary pointer prmc is used. The default control arguments are:

-fault, -mc_err, -pointers -scu, -time and -tpr.

The machine_conditions request will set all azm-defined temporary pointers as seen in the machine_condition frame.

08/09/83 page_trace, pgt

Syntax: pgt {-control_arg}

Function: displays the contents of the page trace table in the current process data segment (PDS). The default is to display the last 15 trace entries. Trace entries are always displayed in reverse chronological order.

Control Arguments:

-all, -a

 specifies that all trace entries are to be displayed.

-last N, -lt N

 specifies the number of trace entries, where N is a positive decimal integer, to be displayed.

07/26/83 replace, rp

Syntax: replace segno/segname PATH

Function: Replaces the segment designated by segno/segname in the current translation table, with another segment designated by PATH.

Argument:

PATH

is the path name of the segment. The equal convention can be used: replace bound_system_faults [e wd]>=.new

segno/segname

the segment number or segment name within the translation table to be replaced.

Notes: Both per-process and per-system segments can be replaced. For example, if the pds is replaced in a process, it affects only the current process, whereas if tc_data is replaced in a process, it affects the whole FDUMP.

07/27/83 scus

Syntax: scus

Function: Prints the memory address space (in octal) of each scu from the registers saved in the FDUMP.

01/21/85 sdw

Syntax: sdw {segno/name} {segno/name}

Function: Displays the SDW's in the current processes DSEG.

Argument:

segno/name

is the segment number or name of interest. The first is the starting segment number and the second is the ending segment number. If only one is given then only one is displayed if none are given then all are displayed.

SDW Display:

The sdw request displays the segment number, name, memory address, ring brackets, the maximum computed address, the entry bound address and a bit string REWPUGCDF.

Display definitions:

ADDRESS

is the base address of the segment or segment page table.

RNGS

the ring brackets of the segment.

CA-MAX

the highest computed address that may be used in referencing the segment without causing an out_of_segment_bounds fault.

EBOUND

is the entry bound or call limiter. Any external call to this segment must be to an offset less than the EBOUND if the entry bound switch (G) is off.

SEGNO

segment number.

SEGMENT-NAME

segment name.

Display definition of REWPUGCDF:

REWPUGCDF

The letter will show in the sdw display of the segment if the bit is on. The REWPUGCDF string is broken down as follows:

R is the read permission bit

E is the execute permission bit

W is the write permission bit

P is the privileged bit

U is the unpagged bit, segment is unpagged is this is on

G is the gate indicator or entry bound bit. If off, the entry bound is checked by hardware

C is the cache enable switch.

DF is the directed fault bit. If on, the necessary page of the segment is in memory.

Example of SDW display:

ADDRESS	RNGS	CA-MAX	REWPUGCDF	EBOUND	SEGNO	SEGMENT-NAME
6262154	000	177777	R W G DF	0	200	str_seg
0	000	37777	R W G	0	300	>udd>Multics>GDixon

07/26/83 search, srh

Syntax: search VIRTUAL-ADDR {range} SEARCH_STRING
[search VIRTUAL-ADDR {range} SEARCH_STRING]

Function: This command will search a segment starting at VIRTUAL-ADDR matching on SEARCH_STRING. The search is performed on a 36 bit word boundary. As an active request, the virtual addresses matching the criteria specified is returned.

Argument:

VIRTUAL-ADDR

is the pointer to the address space to search. See virtual_address.info

range

specifies the number of words to be searched from the starting offset, where range is an octal value. The default is the rest of segment. The search is started from VIRTUAL-ADDR.

SEARCH_STRING

This is a 12 character string representing the 12 octal digits that make up a machine word (36 bit, 3 bits per digit). This will be used to form both the search data and search mask, by using the hyphen (-) as a "don't care character" in the string. The "do care digits" are octal "0 -> 7". Any other character is illegal.

Examples: To search for:

- 1) all words in segment 76 that have the last two digits of 43:

```
search 76 -----43
```

- 2) all words in tc_data where the upper half = 070707

```
search tc_data 070707-----
```

- 3) words that end in 1234 in sst_seg starting at 1000 but only searching for 200 octal words

```
search sst_seg|1000 200 -----1234
```

- 4) words that start with 45 and end with 77 starting a sst_seg\$pt1 for 100 words

```
search sst_seg$pt1 100 45-----77
```

12/12/83 segment_name, name

Syntax: name [VIRTUAL-ADDR | number]
 [name number] or [name VIRTUAL-ADDR]

Function: Prints the segment name given a virtual address or a segment number.

Argument:

VIRTUAL-ADDR

is the virtual address construct used to define the segment (see virtual_address.info).

number

is the segment number of the segment to be referenced. Thus, "name 230" returns the name associated with the segment number 230, which is "stack_0".

12/12/83 segment_number, number

Syntax: number [VIRTUAL-ADDR | name]
 [number name] or [number VIRTUAL-ADDR]

Function: Prints the segment number given either a virtual address or a segment name.

Argument:

VIRTUAL-ADDR

is the virtual address construct used to define the segment (see virtual_address.info).

name

is the name of a segment, e.g., stack_0. Thus, "number sst_seg" returns the segment number associated with the segment sst_seg, which is "77".

10/03/84 select_deadproc, sldp

Syntax: sldp {NAME}

Function: Selects and translates a dead process. Found via the dumps search list. The default path in which deadprocs are found is >dumps>save_pdirs.

Arguments:

NAME

Is the name of the process directory of interest. This can be a relative or absolute pathname. The dead process directory name is of the form person.pdir or person.N.pdir, where N is a numeric number, N=1 for the most recently copied dead process. The suffix "pdir" is assumed if not given.

Notes: When sldp is invoked with no arguments, it prints an identifying message. This is identical to how the select_dump request works.

10/24/84 select_dump, sld

Syntax: sld {NAME} {-control_args}

Function: Selects and translates an FDUMP of a system crash. Found via the dump search list which defaults to >dumps.

Argument:

NAME

is the ERF number or the path name of the zero (0) component of the FDUMP. It can also be the form path>35 where 35 is the erf number. Several control_args are also acceptable if NAME is not specified.

Control arguments:

-first, -ft

selects the first dump (by erf number) in the dump directory found via the dump search list.

-last, -lt

selects the last (most current) dump in the dump directory according to erf number.

-next, -nx

selects the next dump in the dump directory. This is relative to the dump currently being looked at.

-previous, -prev

selects the previous dump in the dump directory. This is relative to the dump currently being looked at.

NOTE:

The sld command will attempt to select the process as indicated by `scs$trouble_processid`. If this cannot be done the the default will be the first running process found in the dump.

07/20/83 select_process, slp

Syntax: slp {proc_indicator} {-control_argument}

Function: selects a process for examination.

Argument:

proc_indicator

for specifying individual processes. It can take one of three forms:

- The decimal index (starting at zero) of a process in the FDUMP.
- The octal address offset of the process.
- The octal process_id of the process.

Control arguments:

-brief, -bf

suppresses the message about changing processes.

-cpu TAG

selects the DBR for the process running on the CPU identified by TAG (where TAG is one character a -> h).

-dbr dbr_value

selects the process defined by the dbr_value.

-long, -lg

prints a message announcing the new process selected (Default).

07/27/83 set

Syntax: set PTR_N VIRTUAL-ADDR

Function: set a internal temporary pointer much like a cpu pointer register (i.e. "pr6" or "sp"). These pointers can then be used as a VIRTUAL-ADDR by other analyze_multics commands.

Argument:

VIRTUAL-ADDR

may be a segment number, name or symbolic address (e.g. 64, prds, prds\$am_data). Do a 'help virtual_address' for more detailed information on acceptable virtual-address constructs.

PTR_N

can be either the name or number of a 'temporary pointer'. There are 8 temporary pointers and 2 special case pointers.

number	name	number	name
pr0	ap	pr4	lp
pr1	ab	pr5	lb
pr2	bp	pr6	sp
pr3	bb	pr7	sb
prmc	intended to be a pointer to the current MCs.		
prfr	intended to be a pointer to the current stack frame.		

Examples:

set pr6 240|100 this would set a temporary ptr named pr6 (sp).
set sb 240 this would set the temporary ptr (sb) to the
 base of seg 240 (240|0).

Notes:

The value of a temporary pointer can be displayed via the value request: value {ptrn | -all}

08/10/83 stack, sk

Syntax: sk VIRTUAL-ADDR {-control_arguments}

Function: Traces a given stack.

Argument:

VIRTUAL-ADDR

 is any segment and offset value that is acceptable to the dump command. See virtual_address.info

Control arguments:

-arguments, -ag

 prints the arguments for the stack frames traced.

-for N

 will trace for N stack frames. If no valid stack frames exist (stack_begin_ptr = stack_end_ptr), a -fc must be used.

-force, -fc

 will force a forward stack trace. To be used when there are no valid frames for this stack (stack_begin_ptr = stack_end_ptr).

-forward, -fwd

 will trace in a forward manner.

-long, -lg

 will cause the arguments and an octal dump of the stack frames traced.

Notes: The default is to trace the stack in reverse order unless -fc or -fwd are specified. If the VIRTUAL-ADDR has a zero offset then the trace starts at the offset of the first stack (stack_header.stack_begin_ptr). If the VIRTUAL-ADDR has a non-zero offset then the trace is started from that offset in the given stack.

01/21/85 structure_names

This info file lists the structure names to be used for the -as control argument of the display request. Not all structure names are the same as what's used for the -as request. This is due to naming conflicts between different structures, structures containing refer extents, and unmeaningful names.

Structure_names(aim_template - bos_dump):

INCLUDE FILE NAME	STRUCTURE	NAME USED IN DISPLAY
	aim_template	
	aim_template	aim_template
	answer_table	
	user_table_entry	
	anstbl	answer_table
	apte	
	apte	apte
	area_structures	
	area_header	area_header
	extend_block	extend_block
	block	area_block
	ast_lock_meters	
	ast_lock_meters	ast_lock_meters
	aste	
	aste	aste
	bos_dump	
	dump	bos_dump

Structure_names(cdt - dir.168):

INCLUDE FILE NAME	STRUCTURE	NAME USED IN DISPLAY
	cdt	
	cdt	cdt
	condition_info	
	condition_info	condition_info
	config_deck	
	config_deck	config_deck
	config_card	config_card
	cmp	
	cme	cme
	cma	cma
	mcme	mcme
	dbm	
	dbm	dbm
	dbr.adp	
	dbr.adp	adp_dbr
	dbr.168	
	dbr.168	168_dbr

Structure_names(definition - dir_link):INCLUDE FILE NAME

STRUCTURE	NAME USED IN DISPLAY
definition	definition
dir_allocation_area	dir_allocation_area
dir_acl	dir_acl_entry
dir_entry	dir_entry
dir_header	dir_header
dir_ht	dir_hash_table
dir_link	dir_link

Structure_names(dir_name - dn355_data):

STRUCTURE	NAME USED IN DISPLAY
dir_name	dir_name
dir_lock_seg	dir_lock_seg
dir_lock_seg_header	dir_lock_seg_header
lock	fast_lock
disk_table	disk_table
dte	disk_table_entry
lve	disk_table_lv_entry
datanet_info	datanet_info
fnp_info	fnp_info

Structure_names(dn355_mailbox - dskdcl):

STRUCTURE	NAME USED IN DISPLAY
datanet_mbx	datanet_mbx
sub_mbx	short_fnp_sub_mbx
short_fnp_sub_mbx	short_fnp_sub_mbx
fnp_sub_mbx	fnp_sub_mbx
input_sub_mbx	input_sub_mbx
disk_data	disk_data
disktab	disktab
disk_channel_table	disk_channel_table
chantab	chantab
devtab	devtab
quentry	quentry

Structure_names(ect_structures - flagbox):

INCLUDE FILE NAME	STRUCTURE	NAME USED IN DISPLAY
ect_structures	ect_header	ect_header
	wait_channel	wait_channel
	call_channel	call_channel
	event_message	event_message
	itt_message	itt_message
	event_channel_name	event_channel_name
	fast_channel_name	fast_channel_name
	event_message_data	event_message_data
event_call_info	event_call_info	event_call_info
event_wait_info	event_wait_info	event_wait_info
fault_vector	fv	fault_vector
flagbox	fgbx	fgbx

Structure_names(fs_vol_label - io_status_entry):

INCLUDE FILE NAME	STRUCTURE	NAME USED IN DISPLAY
fs_vol_label	label	disk_label
int_unpaged_page_tables	iupt	iupt
	iupte	iupte
io_page_tables	io_page_tables	io_page_tables
	io_ptw	io_ptw
	io_ptw	io_page_table_256
	io_ptw	io_page_table_64
io_special_status	io_special_status	io_special_status
io_status	status	io_status
io_status_entry	io_status_entry	io_status_entry
	io_status_word	io_status_word

Structure_names(io_syserr_msg - iom_data):

INCLUDE FILE NAME	STRUCTURE	NAME USED IN DISPLAY
io_syserr_msg	io_msg	io_msg
iocbx	iocb	iocb
ioi_data	ioi_data	ioi_data
	gte	gte cte
	dte	dte
iom_data		cte

iom_data	iom_data
per_device	iom_per_device
per_iom	iom_per_iom
iom_mailbox_seg	iom_mailbox_seg
iom_mailbox	iom_mailbox
channel_mailbox	channel_mailbox

Structure_names(iom_dcw - its):

INCLUDE FILE NAME	STRUCTURE	NAME USED IN DISPLAY
	iom_dcw	
	dcw	iom_ddcw
	tdcw	iom_tdcw
	iom_lpw	
	lpw	iom_lpw
	lpw_ext	iom_lpw_ext
	iom_pcw	
	pcw	iom_pcw
	idcw	iom_idcw
	iom_scw	
	scw	iom_scw
	its	
	its	its
	its_unsigned	its_unsigned
	itp	itp
	itp_unsigned	itp_unsigned

Structure_names(itt_entry - linkdcl):

INCLUDE FILE NAME	STRUCTURE	NAME USED IN DISPLAY
	itt_entry	
	itt_entry	itt_entry
	kst	
	kst	kst
	kste	kste
	lct	
	lct	lct
	lcte	lcte
	linkdcl	
	link	link_pair;
	exp_word	link_exp_word
	type_pair	link_type_pair
	header	linkage_header
	virgin_linkage_header	virgin_linkage_header
	trap_word	link_trap_word

Structure_names(lot - mcs_modes_change_list):

INCLUDE FILE NAME	STRUCTURE	NAME USED IN DISPLAY
	lot	lot
	isot	isot
	isotl	isotl

lvt			
lvt		lvt	
lvte		lvte	
mc			
mc		mc	
scu		scu	
scux		scux	
mc_trace_buf			
mc_trace_buf		mc_trace_buf	
mcs_modes_change_list			
mcl		modes_change_list	
mcle		modes_change_list_entry	

Structure_names(mc_trace_data - oc_data):

INCLUDE FILE NAME	STRUCTURE	NAME USED IN DISPLAY	
	mcs_trace_data		
	trace_array	mcs_trace_array	
	trace_entry	mcs_trace_entry	
	mdds		
	mdds	mdds	
	mdirent	mdds_mdir	
	acctent	mdds_account	
	mdds_path	mdds_path	
	mstr		
	mst_label	mst_label	
	mstr_header	mstr_header	
	mstr_trailer	mstr_trailer	
	volume_identifier	mst_volume_id	
	mst_volume_id	mst_volume_id	
	oc_data		
	oc_data	oc_data	

Structure_names(oc_log_meters - pv_holdt):

INCLUDE FILE NAME	STRUCTURE	NAME USED IN DISPLAY	
	oc_log_meters		
	olm	oc_log_meters	
	pathname_am		
	pam	pathname_am	
	pcb		
	pcd	pcb	
	pitmsg		
	pit	pit	
	ptw.adp		
	adp_core_ptw	adp_core_ptw	
	adp_ptw	adp_ptw	
	ptw.168		
	168_core_ptw	168_core_ptw	168_ptw
	pv_holdt		
	pv_holdt	pv_holdt	

```

Structure_names(pvt - rnt):
INCLUDE FILE NAME
    STRUCTURE                                NAME USED IN DISPLAY
pvt
    pvt                                       pvt
pvte
    pvte                                     pvte
    pvt_array                               pvt_array
rcp_com_seg
    rcs                                     rcs
    rcse                                    rcse
rcp_data
    rcpd                                    rcpd
    dtype                                  rcp_dtype
    device                                 rcp_device
    volume                                rcp_volume
rnt
    rnt                                     rnt
    rnte                                    rnte

```

```

Structure_names(sdw.adp - slt):
INCLUDE FILE NAME
    STRUCTURE                                NAME USED IN DISPLAY
sdw.adp
    adp_sdw                                 adp_sdw
sdw.l68
    l68_sdw                                l68_sdw
sdw_info
    sdw_info                               sdw_info
segdamage_msg
    segdamage_msg                         segdamage_msg
signaller_stack
    signaller_stack                       signaller_stack
slt
    slt                                    slt
    name_seg                              slt_name_seg
    segnam                                slt_segname
    path                                  slt_path
    acs                                   slt_acs

```

```

Structure_names(slte - str):
INCLUDE FILE NAME
    STRUCTURE                                NAME USED IN DISPLAY
slte
    slte                                    slte
sst
    sst                                    sst
    sstnt                                sstntstack_0_data
    sdt                                  stack_0_data
    sdte                                  sdte
stack_frame
    stack_frame                           stack_frame
stack_header

```

stack_header	stack_header
str	
str	segment_trailer

Structure_names(syserr_data - wct_entry):

INCLUDE FILE NAME	STRUCTURE	NAME USED IN DISPLAY
	syserr_data	
	sd	syserr_data
	wlog	wired_syserr_log
	wmess	wired_syserr_message
	syserr_log	
	slog	syserr_log
	smess	syserr_message
	tcb	
	tcb	tcb
	tcm	
	tcm	tc_data
	tcm	tcm
	wct_entry	wct_entry

Structure_names(tty_buf - volume_registration):

INCLUDE FILE NAME	STRUCTURE	NAME USED IN DISPLAY
	tty_buf	
	tty_buf	tty_buf
	tty_buffer_block	
	buffer	tty_buffer
	free_block	free_tty_buffer
	tty_tables	
	tty_tables_hdr	tty_tables_hdr
	unpaged_page_tables	
	upt	upt
	upt_entry	upt_entry
	vol_map	
	vol_map	vol_map
	volume_registration	
	volume_registration	volume_registration

Structure_names(vtoc_buffer - wtcb):

INCLUDE FILE NAME	STRUCTURE	NAME USED IN DISPLAY
	vtoc_buffer	
	vtoc_buffer	vtoc_buffer
	vtoc_header	
	vtoc_header	vtoc_headervtoce
	vtoce	vtoce
	wire_proc_data	
	wpd	wire_proc_data
	wtcb	
	wtcb	wtcb

01/21/85 syserr_log, slog

Syntax: syserr_log {-control_args}

Function: Displays all or parts of the syserr_log and syserr_data segments from the dump. It does not examine the perm_syserr_log. The default is to print the entire log and all actions.

Control arguments:

-action A

displays messages starting at severity -100 and up to the action code specified by A, where A is a decimal integer between -100 and 100. A range can also be specified, consisting of a pair decimal integers separated by a colon ("20:29").

-exclude STR -ex STR

where STR is a string that is matched against the log, as for -match. Any message that contains STR is not printed.

-last N, -lt N

where N is a decimal integer. This argument specifies that the scan is to start N messages back from the end of the log.

-match STR

where STR is a string to be matched against messages in the log. Any message that contains STR is a candidate to be printed.

-expand, -exp

specifies that messages that have binary data will have that binary data interpreted. The format is generally dependent on the text of the message.

08/23/83 traffic_control_queue, tcq

Syntax: tcq {-control_args}

Function: Displays process DBR, process state, process ID, current CPU and USERID from the Traffic Controllers Eligible Queue, as well as the "process number" in the FDUMP. The default is to display only the eligible queue.

Control Arguments:

-all

Displays the eligible, realtime, interactive and workclass queue entries, including the unthreaded entries.

-ready, -rdy

Displays the eligible, realtime, interactive and workclass queues, excluding the unthreaded entries.

07/27/83 value, v

Syntax: v PTR_Ni..PTR_Nn | -all

Function: Displays the current value of one or all of the temporary pointers.

Argument:

PTR_N

specifies which of the temporary pointers is to be displayed. Refer to the set request for a list of the azm defined pointer names. User-defined pointers can also be specified.

-all, -a

specifies that all of the pointers are to be displayed (Default).

07/27/83 verify_associative_memory, vfam

Syntax: vfam {-control_args}
[vfam {-control_args}]

Function: Performs a consistency check on the Associative Memories stored at the time of a dump by comparing them to the appropriate entries in the "dump dseg" and page tables. When used as an active request returns "true" if any inconsistencies are found, "false" otherwise.

Control Arguments:

-ptw

restricts the verification to the PTW Associative Memories.

-sdw

restricts the verification to the SDW Associative Memories.

Notes: If no argument is given BOTH SDW and PTW Associative Memories are checked.

12/12/82 Virtual Address Constructs

Accessing data requires some pointer value to define an address space. The generation of the pointer value is performed by resolving a virtual address (VIRTUAL-ADDR). A VIRTUAL-ADDR consist of two parts, a segment number and a word offset.

Analyze_multics (azm) will resolve VIRTUAL-ADDR'S from the following types of information:

Symbols:

is a symbolic name for a segment number and an offset (i.e., sst\$ptl can be resolved to the correct segment number and offset of the page table lock).

Segment name:

a segment name can be resolved in many ways, but it can only provide one part of the virtual address; azm uses 0 as the default offset for this pointer value (i.e., tc_data is resolved to SEGNO|0).

Segment number:

a segment number needs no resolution, but a default action needs to be taken for the offset (the default is 0, i.e., SEGNO|0).

Segment name/number and offset:

The VIRTUAL-ADDR in this case can be a segment name or segment number and an octal offset (i.e., the construct of pds|20 is translated to SEGNO|20 or dseg|5 is 0|5). The notation "|" and "\$" must be used without spaces (e.g., 244|0 or sst\$cmp).

Temporary pointers:

azm keeps a set of 11 temporary pointers per translation. A translation is one complete entity such as an "FDUMP". These pointers can be set with the set request (e.g., set sp 230|100). They can be referenced by other requests as another type of "symbol" in a VIRTUAL-ADDR expression, after they have been set. If not set, these pointers are null.

Offset Operators:

The operators "+N" and "-N" immediately preceding an octal number, or VIRTUAL-ADDR construct can be used to alter the offset of a virtual address. N is a number interpreted in octal. No spaces are allowed between the operator and the N. For example, sst\$ptl +30 are resolved to be the SEGNO for sst_seg with the offset of ptl plus 30 octal locations; sst\$ptl+30 is also valid.

Indirection: A VIRTUAL-ADDR can imply indirection. The indirect word can be use

as an ITS pair if it is a valid ITS word pair; if not, the upper half of the word is used. The following VIRTUAL-ADDR construct is used to specify indirection (sst\$cmp,*). The format of an indirect pointer value is:

segno offset,*	segname offset,*	symbol,*
temp_ptr,*	temp_ptr offset,*	

Examples of indirection:

17 230,*	sst 230,*	sst\$cmp,*+2
sp,*	sp 230,*	

08/15/83 why

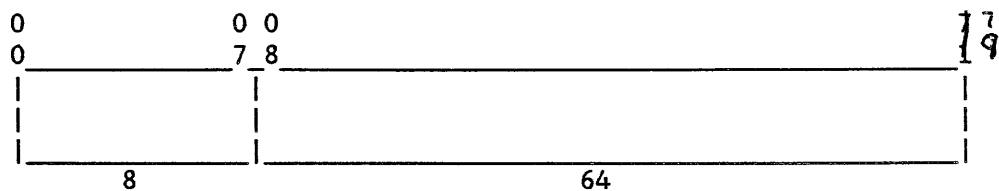
Syntax: why

Function: The why request will try to find the stack that has a call to `syserr_real$syserr_real` or `call_bce$call_bce` and set the temporary pointers, `pr6` and `prfr`, to the stack frame. This command will search the stacks for a frame that has a `return_to_ring_0_frame` and set the temporary pointers from this set of machine conditions that called this entry.

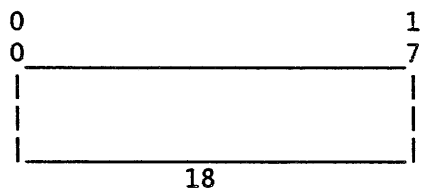
Notes: If the crash was due to `fim_util$check_fault` finding a problem, the machine condition CU data is displayed and all temporary pointers are set from these machine conditions. If this was an Execute Fault then some lock info is printed on the process selected is lock ordered. First `sst_seg$ptl` followed by `sst_seg$aslt` then `scs$connect_lock` next `tty_buf$slock` and last `tty_buf$timer_lock`.

If this fdump was due to a manual return to BOS then some pertinent lock info will also be printed.

EXPONENT-ACCUMULATOR-QUOTIENT REGISTER (EAQ)



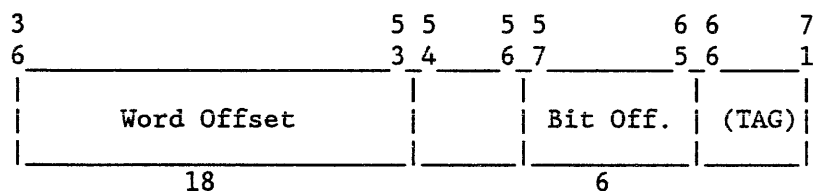
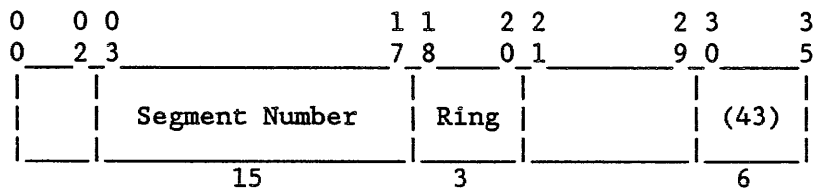
INDEX REGISTER (Xn)



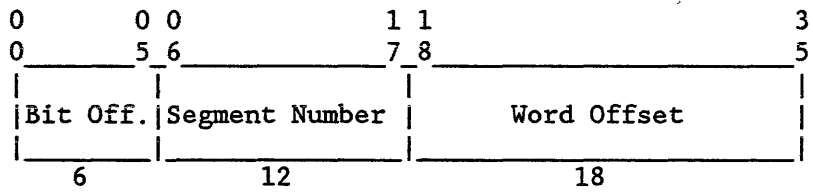
POINTER REGISTER (PRn)

or

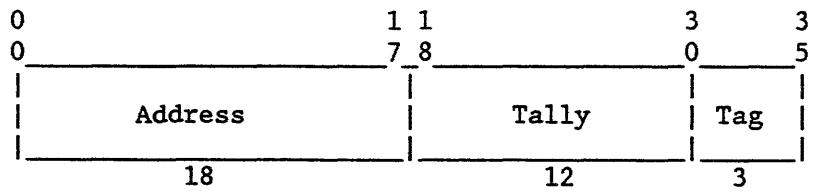
ITS POINTER FORMAT



PACKED POINTER FORMAT



INDIRECT WORD FORMAT



```

/* format: style4,indattr,ifthen,^indproc */

/* Demonstrate that an uninitialized ptr may be treated as an indirect
   word, causing accidental modifications in stack. */

indirect_word_demo: proc;

dcl uninitialized_pointer ptr;
dcl basedvar based (uninitialized_pointer);
dcl stackbaseptr builtin;
dcl stack_first_word fixed bin (35) based (stackbaseptr ());
dcl ioa_ entry () options (variable);

    unspec (uninitialized_pointer) = "0"b;
    call ioa_ ("Word referenced as basedvar: ^w", basedvar);
    call ioa_ ("First word of stack: ^w", stack_first_word);
    call ioa_ ("Changing basedvar to -1.");
    basedvar = -1;
    call ioa_ ("Word referenced as basedvar: ^w", basedvar);
    call ioa_ ("First word of stack: ^w", stack_first_word);

end indirect_word_demo;

indirect_word_demo
Word referenced as basedvar: 000000000004
First word of stack: 000000000004
Changing basedvar to -1.
Word referenced as basedvar: 777777777777
First word of stack: 777777777777

```

OCTAL FORMATS OF COMMON DATATYPES

ITS Pointer

000237400043 014040000000

Null pointer

077777000043 000001000000

Unsnapped Link

776772000046 000071000000

Packed Pointer

000237033036

ASCII

056165163145 162137157165 164160165164 040040040040

Fixed Binary 1

000000000001

Fixed Binary -1

777777777777

Fixed Binary 0

000000000000

Clock value

000000113267 753151076614

UIDs

101731476312

132643613643

Process ID

025700556327

Instructions

600534252100 600504621100 030000431007 600044370120

400062352120 000622700100 600303236100 600534252100

Processor Instructions

Mnemonic	Meaning
a4bd	Add 4-bit character displacement to AR
a6bd	Add 6-bit character displacement to AR
a9bd	Add 9-bit character displacement to AR
aarN	Alphanumeric descriptor to ARn
abd	Add bit displacement to AR
absa	Abs address to A register
ad2d	Add using two decimal operands
ad3d	Add using three decimal operands
ada	Add to A register
adaq	Add to AQ register
ade	Add to E register
adl	Add low to AQ register
adla	Add logical to A register
adlaq	Add logical to AQ register
adlq	Add logical to Q register
adlxN	Add logical to index N
adq	Add to Q register
adwpN	Add to word numeric field of PRn
adxN	Add to index N
alr	A register left rotate
als	A register left shift
ana	AND to A register
anaq	AND to AQ register
anq	AND to Q register
ansa	AND to storage from A register
ansq	AND to storage from Q register
ansxN	AND to storage from index N
anxN	AND to index N
aos	Add one to storage
araN	ARn to alpha descriptor
arl	A register right logical shift
arnN	ARn to numeric descriptor
ars	A register right shift
asa	Add stored to A register
asq	Add stored to Q register
asxN	Add stored to index N
awca	Add with carry to A register
awcq	Add with carry to Q register
awd	Add word displacement to AR
bcd	Binary-to-BCD
btd	Binary-to-dec
call6	Call
camp	Clear associative memory paged
cams	Clear associative memory segmented
cana	Comparative and with A register
canaq	Comparative and with AQ register
canq	Comparative and with Q register
canxN	Comparative and with index N
cioc	Connect
cmg	Compare magnitude

cmk	Compare masked
cmpa	Compare with A register
cmpaq	Compare with AQ register
cmpb	Compare bit strings
cmpc	Compare alphanumeric character strings
cmpn	Compare numeric
cmpq	Compare with Q register
cmpxN	Compare with index N
cnaa	Comparative not with A register
cnaaq	Comparative not with AQ register
cnaq	Comparative not with Q register
cnaxN	Comparative not with index N
csl	Combine bit strings left
csr	Combine bit strings right
cwl	Compare with limits
dfad	DP floating add
dfcmg	DP floating compare magnitude
dfcmp	DP floating compare
dfdi	DP floating divide inverted
dfdvd	DP floating divide
dfld	DP floating load
dfmp	DP floating multiply
dfrd	DP floating round
dfsb	DP floating subtract
dfst	DP floating store
dfstr	DP floating store rounded
dis	Delay until interrupt signal
div	Divide integer
drl	Derail
dtb	Dec-to-binary convert
dufa	DP unnormalized floating add
dufm	DP unnormalized floating multiply
dufs	DP unnormalized floating subtract
dv2d	Divide using two decimal operands
dv3d	Divide using three decimal operands
dvf	Divide fraction
ea	Effective address to A register
eaq	Effective address to Q register
easpN	Effective address to segment number field of PRn
eawpN	Effective address to word and bit fields of PRn
eaxN	Effective address to index N
epaq	Effective pointer to AQ register
epbpN	Effective pointer at base to PRn
eppN	Effective pointer to PRn
era	XOR to A register
eraq	XOR to AQ register
erq	XOR to Q register
ersa	XOR to storage with A register
ersq	XOR to storage with Q register
ersxN	XOR to storage with index N
erxN	XOR to index N
fad	Floating add
fcmg	Floating compare magnitude
fcmp	Floating compare
fdi	Floating divide inverted

fdv	Floating divide
fld	Floating load
fmp	Floating multiply
fneg	Floating negate
fno	floating Normalize
frd	Floating round
fsb	Floating subtract
fst	Floating store
fstr	Floating store rounded
fszn	Floating set zero and negative indicators
gtb	Gray-to-binary convert
larN	Load ARn
lbar	Load address registeristers
lca	Load complement into A register
lcaq	Load complement into AQ register
lcpr	Load central processor register
lcq	Load complement into Q register
lcxN	Load complement into index N
lda	Load A register
ldac	Load A register and clear
ldaq	Load AQ register
ldbr	Load descriptor base register
lde	Load E register
ldi	Load indicator register
ldq	Load Q register
ldqc	Load Q register and clear
ldt	Load timer register
ldxN	Load index N
llr	Long left rotate
lls	Long left shift
lpl	Load pointers and lengths
lpri	Load pointer registers from ITS pairs
lprpN	Load pointer register N from packed pointer
lptp	Load page table pointers
lptr	Load page table registers
lra	Load ring alarm register
lreg	Load registers
lrl	Long right logical
lrs	Long right shift
lsdp	Load segment descriptor pointers
lsdr	Load segment descriptor registers
lxlN	Load index N from lower
mlr	Move alphanumeric left to right
mme1	Master mode entry 1
mme2	Master mode entry 2
mme3	Master mode entry 3
mme4	Master mode entry 4
mp2d	Multiply using two decimal operands
mp3d	Multiply using three decimal operands
mpf	Multiply fraction
mpy	Multiply integer
mrl	Move alphanumeric right to left
mrve	Move alphanumeric edited
mvn	Move numeric
mvne	Move numeric edited

mvt	Move alphanumeric with translation
narN	Numeric descriptor to ARn
neg	Negate (A register)
negl	Negate long (AQ register)
nop	No operandation
ora	Or to A register
oraq	Or to AQ register
orq	Or to Q register
orsa	Or to storage from A register
orsq	Or to storage from Q register
orsxN	Or to storage from index N
orxN	Or to index N
puls1	Pulse location 1
puls2	Pulse location 2
qlr	Q register left rotate
qls	Q register left shift
qrl	Q register right logical shift
qrs	Q register right shift
rccl	Read calendar clock
rcu	Restore control unit
ret	Return
rmcm	Read memory controller mask
rpd	Repeat double
rpl	Repeat link
rpt	Repeat
rscr	Read system controller register
rsw	Read switches
rtcd	Return control double
s4bd	Subtract 4-bit displacement from AR
s6bd	Subtract 6-bit displacement from AR
s9bd	Subtract 9-bit displacement from AR
sarN	Store ARn
sareg	Store address registers
sb2d	Subtract using two decimal operands
sb3d	Subtract using three decimal operands
sba	Subtract from A register
sbaq	Subtract from AQ register
sbar	Store base address register
sbd	Subtract bit displacement from AR
sbla	Subtract logical from A register
sblaq	Subtract logical from AQ register
sblq	Subtract logical from Q register
sblxN	Subtract logical from index N
sbq	Subtract from Q register
sbxN	Subtract from index N
scd	Scan character double
scdr	Scan character double reverse
scm	Scan with mask
scmr	Scan with mask reverse
scpr	Store central processor register
scu	Store control unit
sdbr	Store descriptor base register
smcm	Set memory controller mask
smic	Set memory interrupt cells
spbpN	Store segment base pointer of PRn


spl	Store pointers and lengths
spri	Store pointer registers as ITS pairs
spriN	Store PRn as an ITS pair
sprpN	Store pointer register N packed
sptp	Store page table pointers
sptr	Store page table registers
sra	Store ring alarm register
sreg	Store registers
ssa	Subtract stored from A register
sscr	Set system controller register
ssdp	Store segment descriptor pointers
ssdr	Store segment descriptor registers
ssq	Subtract stored from Q register
ssxN	Subtract stored from index N
sta	Store A register
stac	Store A register conditional
stacq	Store A register conditional on Q register
staq	Store AQ register
stba	Store 9-bit characters of A register
stbq	Store 9-bit characters of Q register
stc1	Store instruction counter + 1
stc2	Store instruction counter + 2
stca	Store 6-bit characters of A register
stcd	Store control double
stcq	Store 6-bit characters of Q register
ste	Store E register
sti	Store indicator register
stq	Store Q register
stt	Store timer register
stxN	Store index N
stz	Store zero
swca	Subtract with carry from A register
swcq	Subtract with carry from Q register
swd	Subtract word displacement from AR
sxlN	Store index N in lower
szn	Set zero and negative indicators
sznc	Set zero and negative indicators and clear
sztl	Set zero and truncation indicators with bit string left
sztr	Set zero and truncation indicators with bit string right
tct	Test character and translate
tctr	Test character and translate reverse
teo	Transfer on exponent overflow
teu	Transfer on exponent underflow
tmi	Transfer on minus
tmoz	Transfer on minus or zero
tnc	Transfer on no carry
tnz	Transfer on nonzero
tov	Transfer on overflow
tpl	Transfer on plus
tpnz	Transfer on plus and nonzer
tra	Transfer
trc	Transfer on carry
trtf	Transfer on truncation indicator off
trtn	Transfer on truncation indicator on
tspN	Transfer and set PRn

tss	Transfer and set slave
tsxN	Transfer and set index N
ttf	Transfer on tally indicator off
ttn	Transfer on tally indicator on
tze	Transfer on zero
ufa	Unnormalized floating add
ufm	Unnormalized floating multiply
ufs	Unnormalized floating sub
xec	Execute
xed	Execute double

SIGNALLING AND CRAWLOUTS

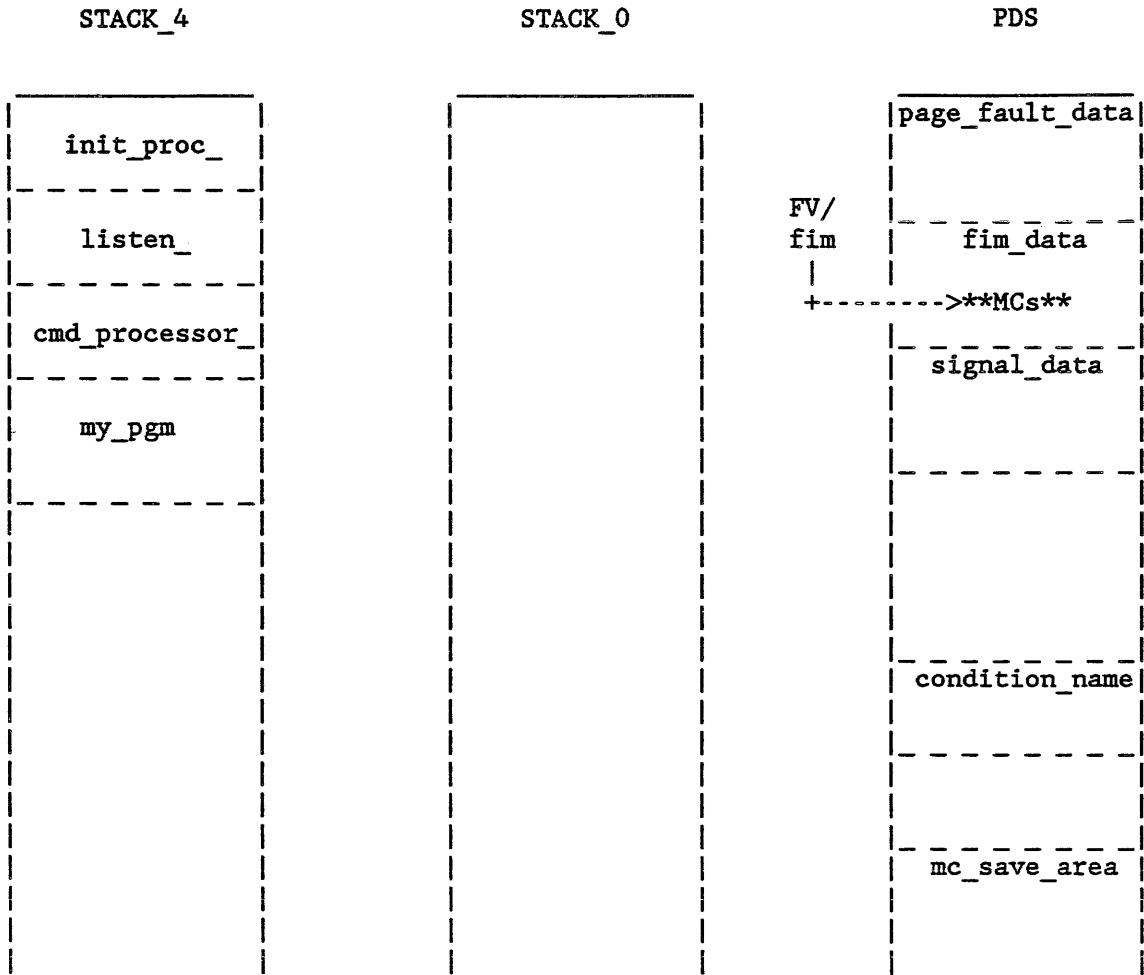
RING 4 FAULT EXAMPLE

1. PROGRAM MY_PGM EXECUTING IN RING 4



RING 4 FAULT EXAMPLE

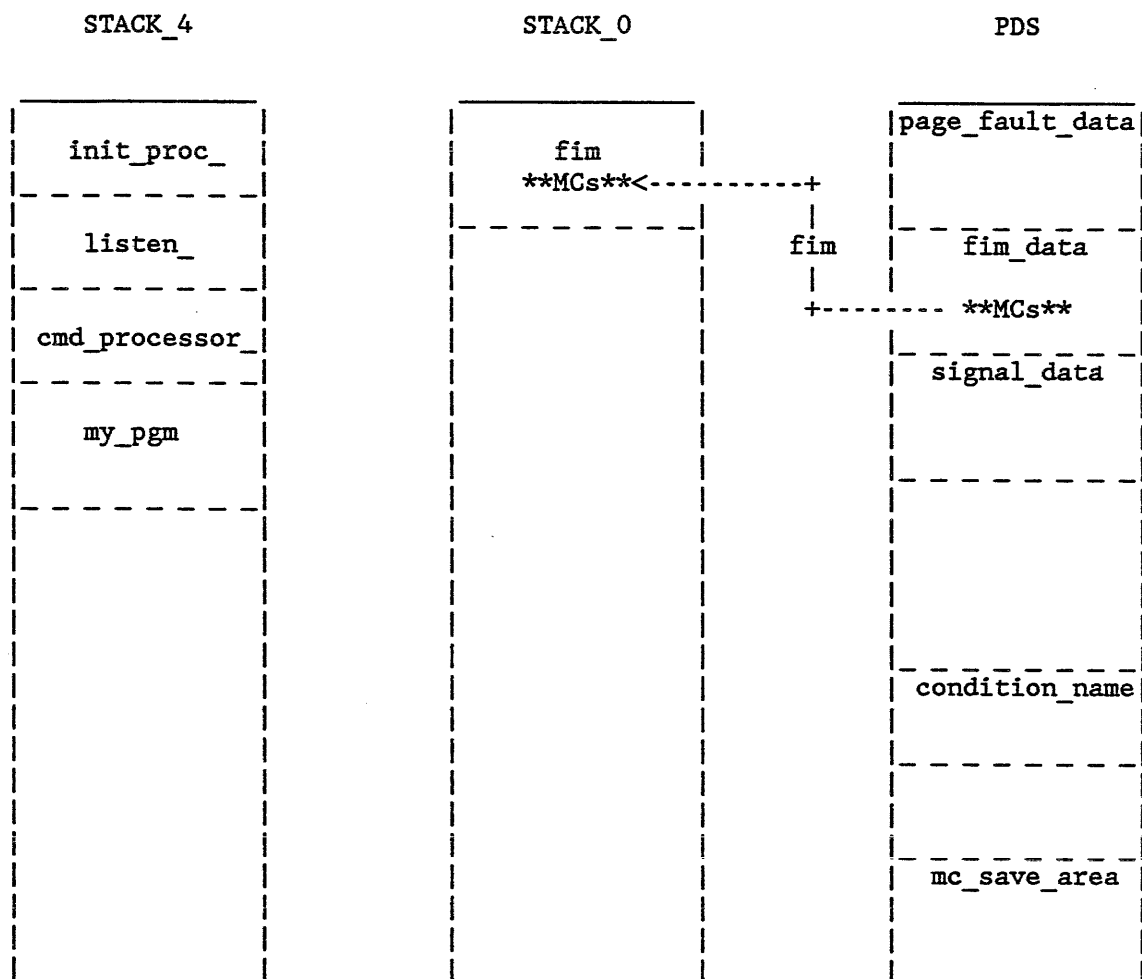
2. PARITY FAULT OCCURS



A Parity Fault occurs while executing an instruction of `my_pgm`. Transfer via Fault Vector to `fim`, storing Machine Conditions in `pds$fim_data`.

RING 4 FAULT EXAMPLE

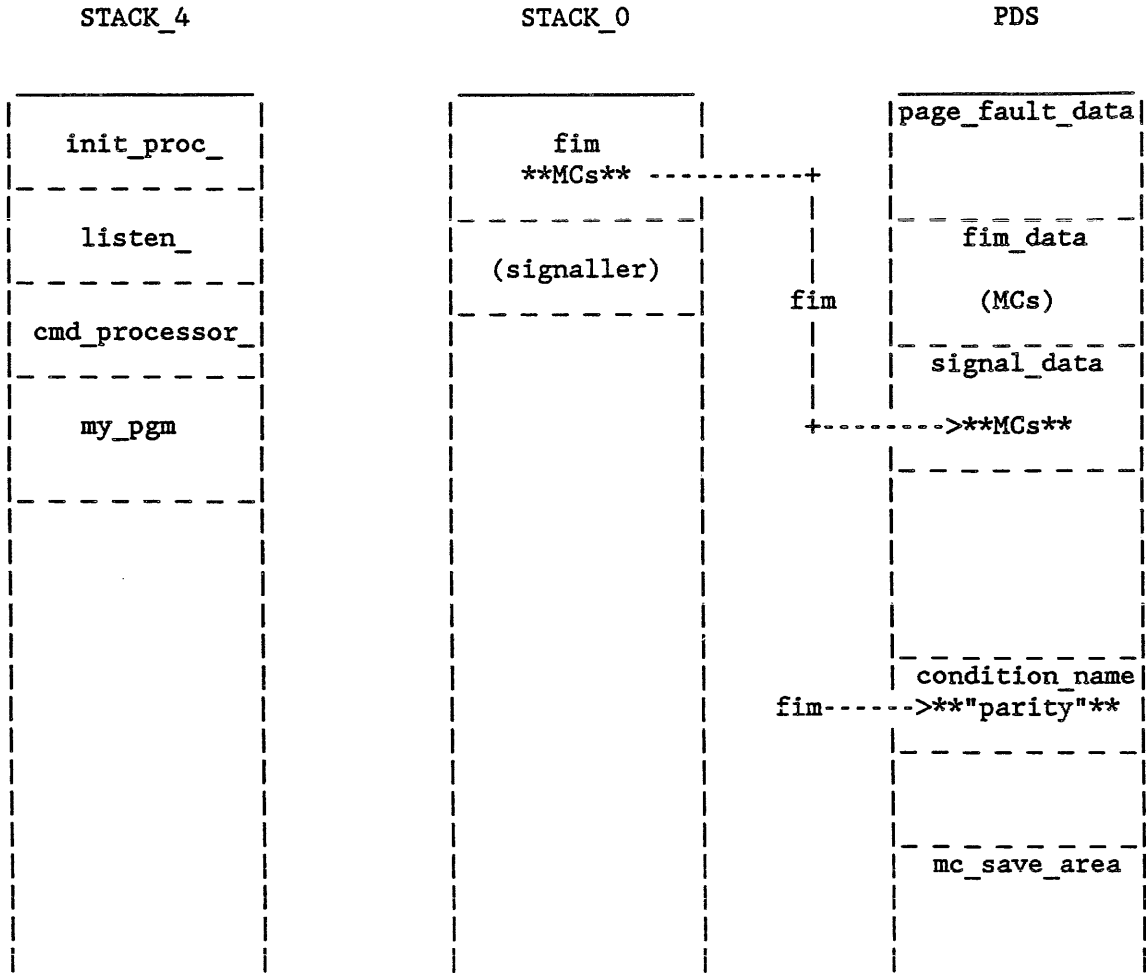
3. FIM BEGINS FAULT HANDLING



Fim pushes a stack frame and copies the Machine Conditions into it at offset 60 (octal), turning on the signal bit in the stack frame to indicate that it is a "FIM Frame".

RING 4 FAULT EXAMPLE

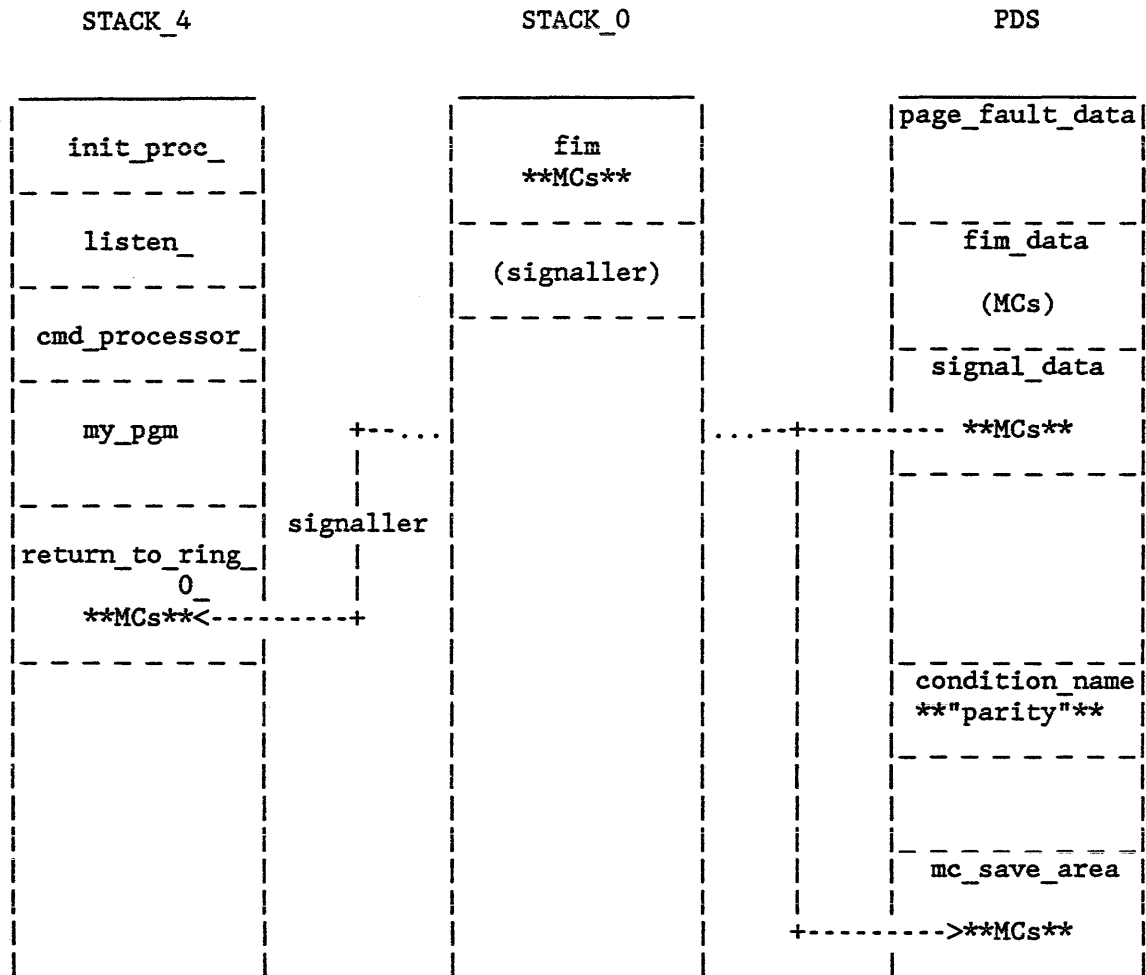
4. FIM DECIDES TO SIGNAL CONDITION



Fim decides to signal a condition as a result of the fault. To do so it copies the Machine Conditions to pds\$signal data, puts the condition name in pds\$condition_name, and calls signaller. (Signaller is shown on the Ring 0 stack to indicate that it is active, but in reality it does not push a stack frame.)

RING 4 FAULT EXAMPLE

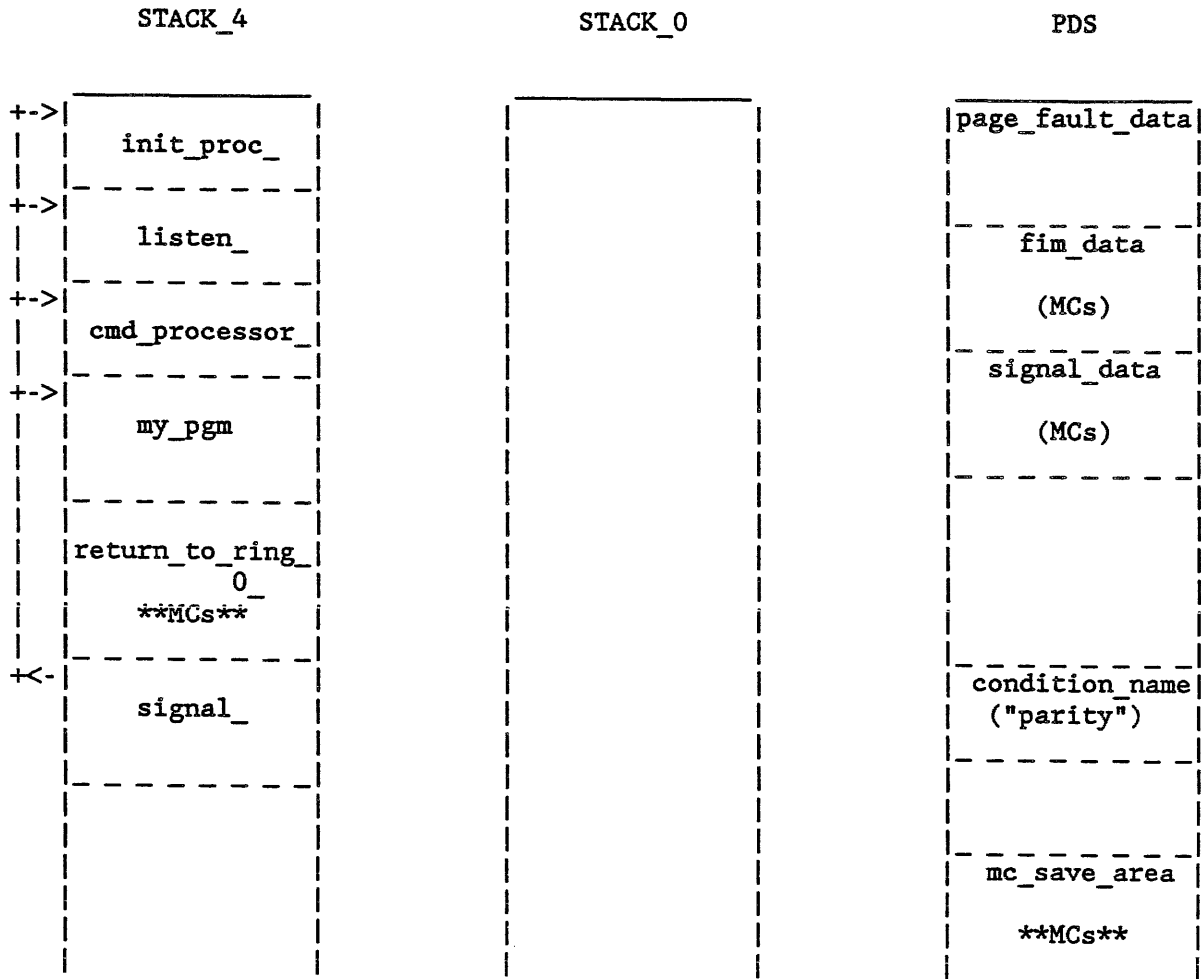
5. SIGNALLER FINDS ORIGINAL STACK



Signaller uses the Machine conditions in pds\$signal_data to find the stack the process was using when the fault occurred. It adds a FIM frame to that stack and copies the Machine Conditions there. The Machine Conditions are also copied into a slot in pds\$mc_save_area, to be used later if the fault is restarted.

RING 4 FAULT EXAMPLE

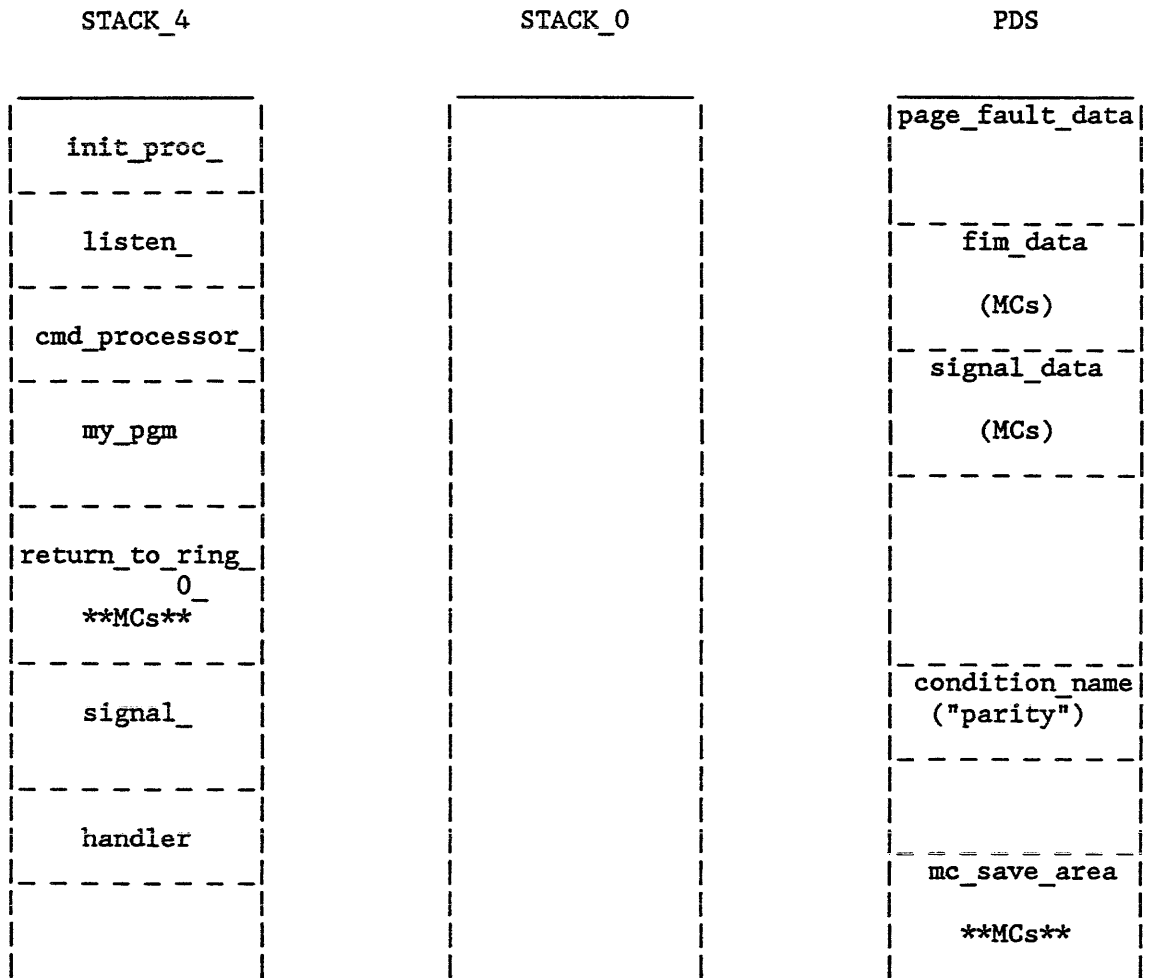
6. SIGNAL_ LOOKS FOR A CONDITION HANDLER



Signaller transfers control to signal_ in the original ring. Signal_ pushes a stack frame and then searches back through the stack frames looking for a handler.

RING 4 FAULT EXAMPLE

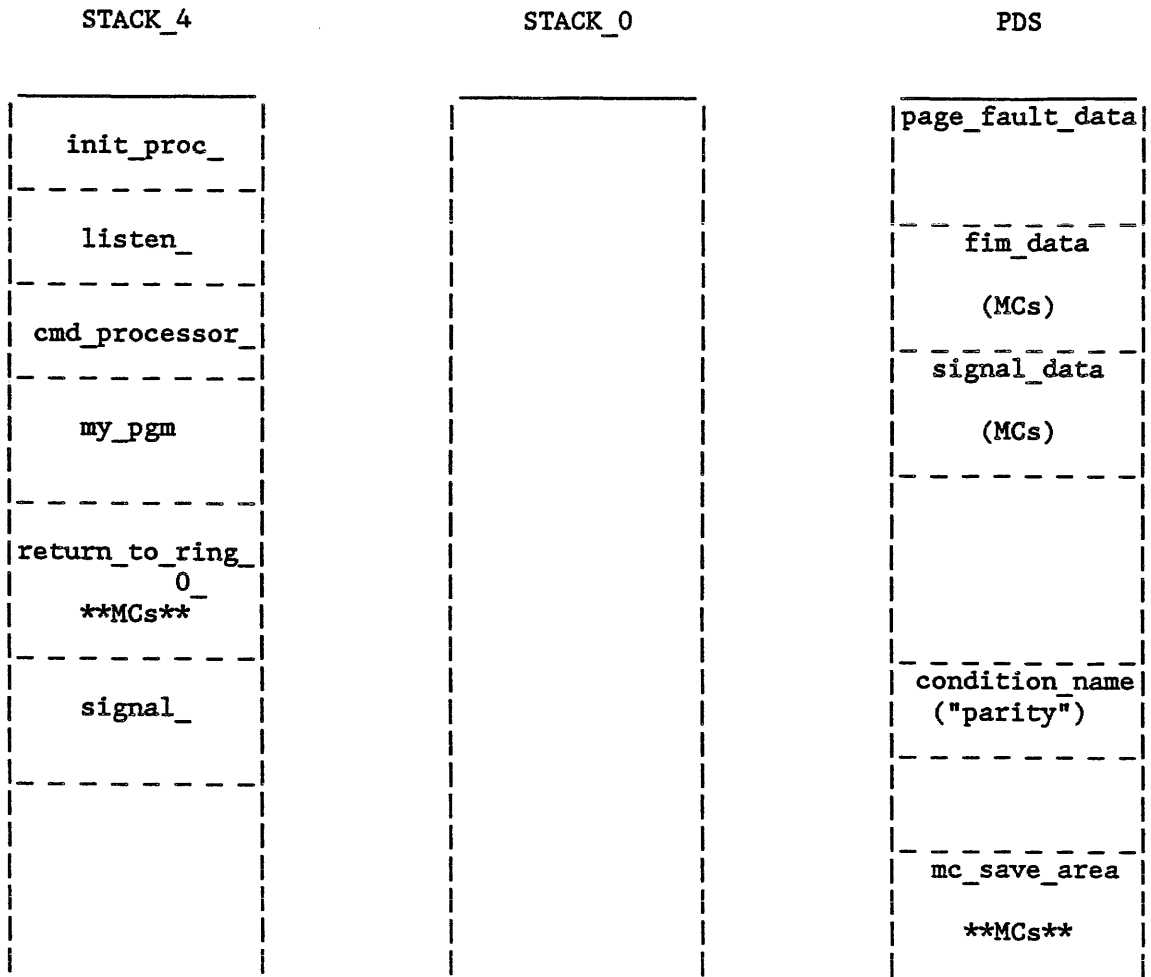
7. SIGNAL_ CALLS CONDITION HANDLER



Signal_ invokes the condition handler.

FAULT RESTART EXAMPLE

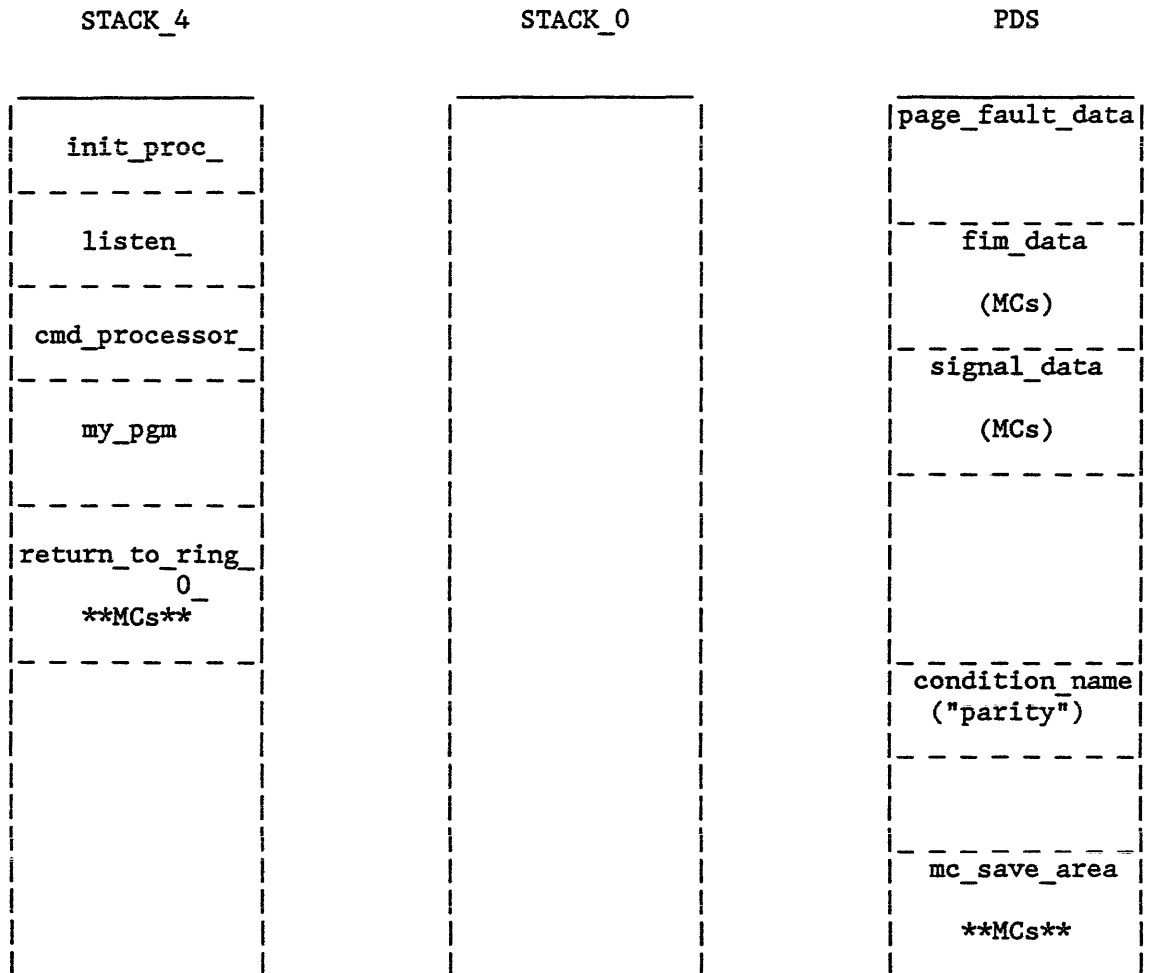
1. HANDLER DECIDES TO RESTART FAULT



Handler returns to its caller, i.e. to signal_.

FAULT RESTART EXAMPLE

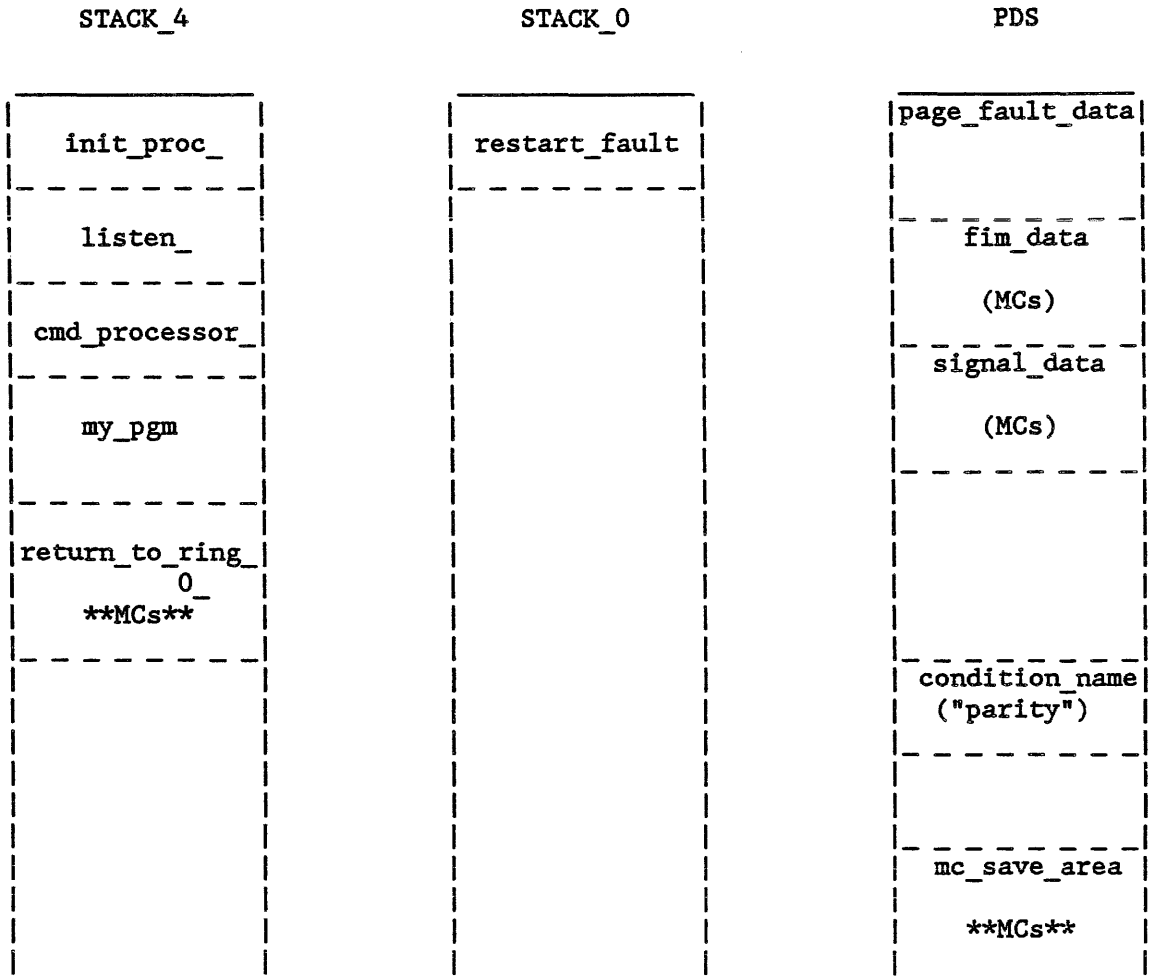
2. SIGNAL_ "RETURNS" TO RETURN_TO_RING_0_



Signal_ performs a normal return, i.e. it transfers control to the address indicated in the return pointer of the previous stack frame. The previous stack frame was actually created by signaller, which called signal_. However, signaller put in a return pointer that points not to signaller, but to return_to_ring_0_. Thus, signal_ transfers control to return_to_ring_0_. Return_to_ring_0_ is a non-deciduous hardcore program with ring brackets of 0 0 7. It is therefore a gate into ring 0. All that it does when it starts executing in ring 0 is to call the ring 0 program restart_fault.

FAULT RESTART EXAMPLE

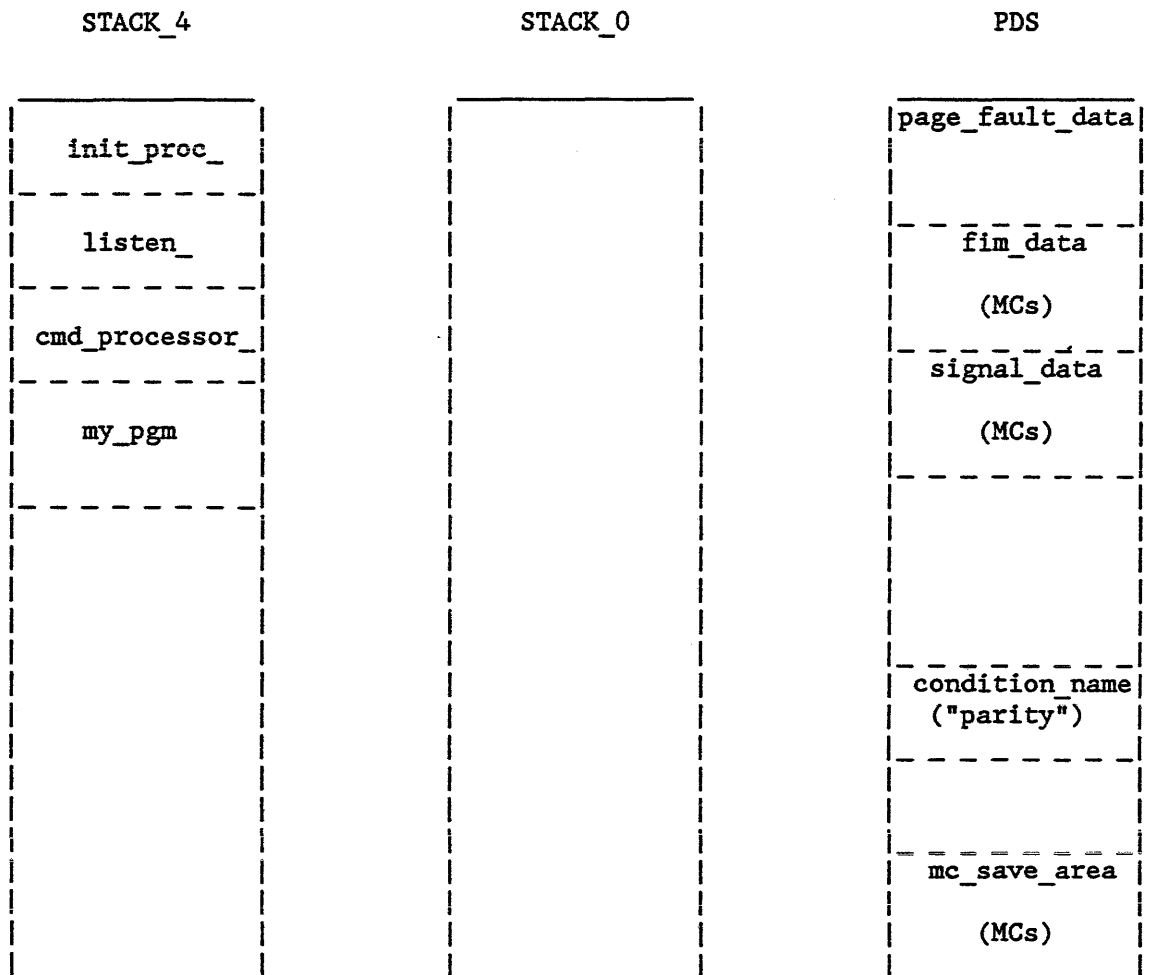
3. RESTART_FAULT



Restart_fault gets the machine conditions from the return_to_ring_0_FIM frame, and finds the corresponding conditions in pds\$mc_save_area. It compares the two, and if no illegal changes have been made to the copy in the FIM Frame, it restarts those conditions.

FAULT RESTART EXAMPLE

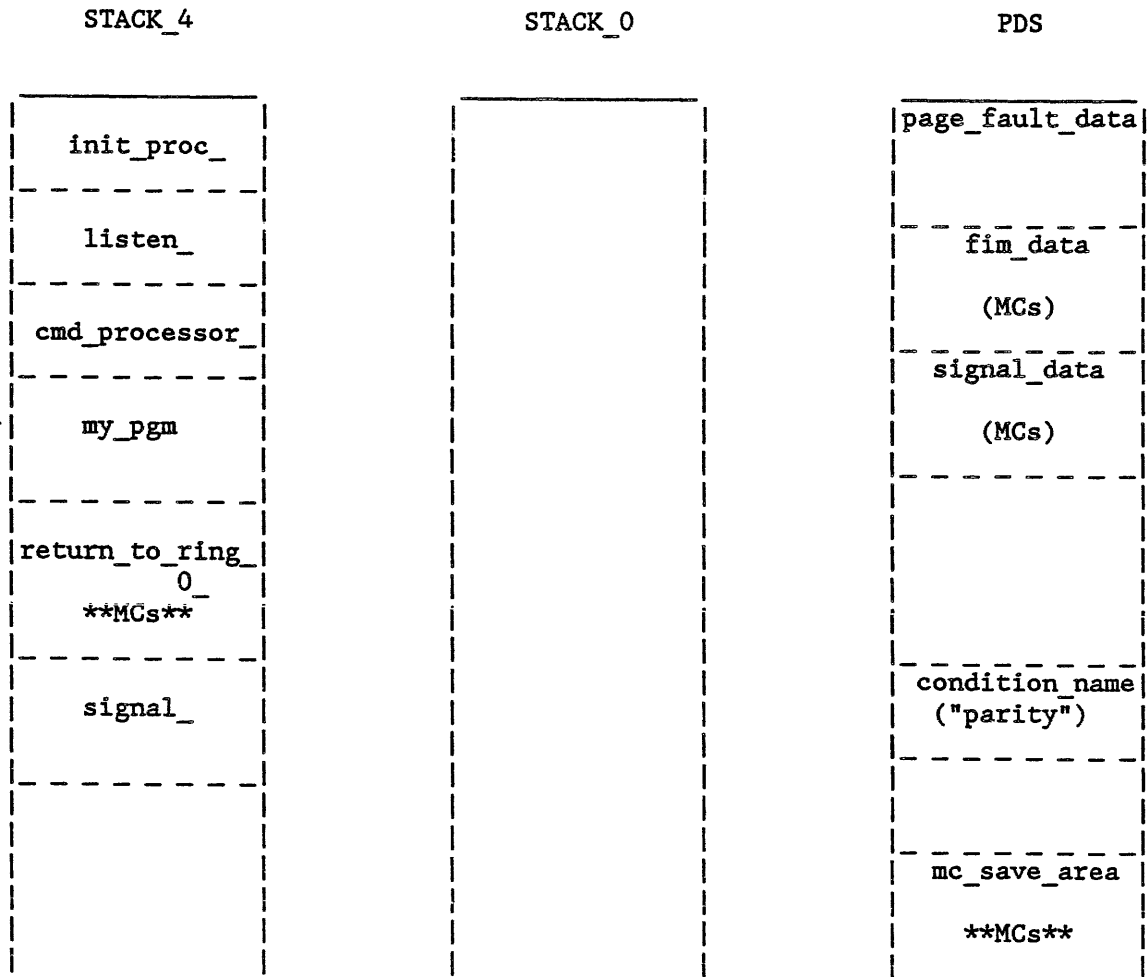
4. FAULT IS RESTARTED



After fault is restarted, everything is back in its original state.

FAULT ABANDONMENT EXAMPLE

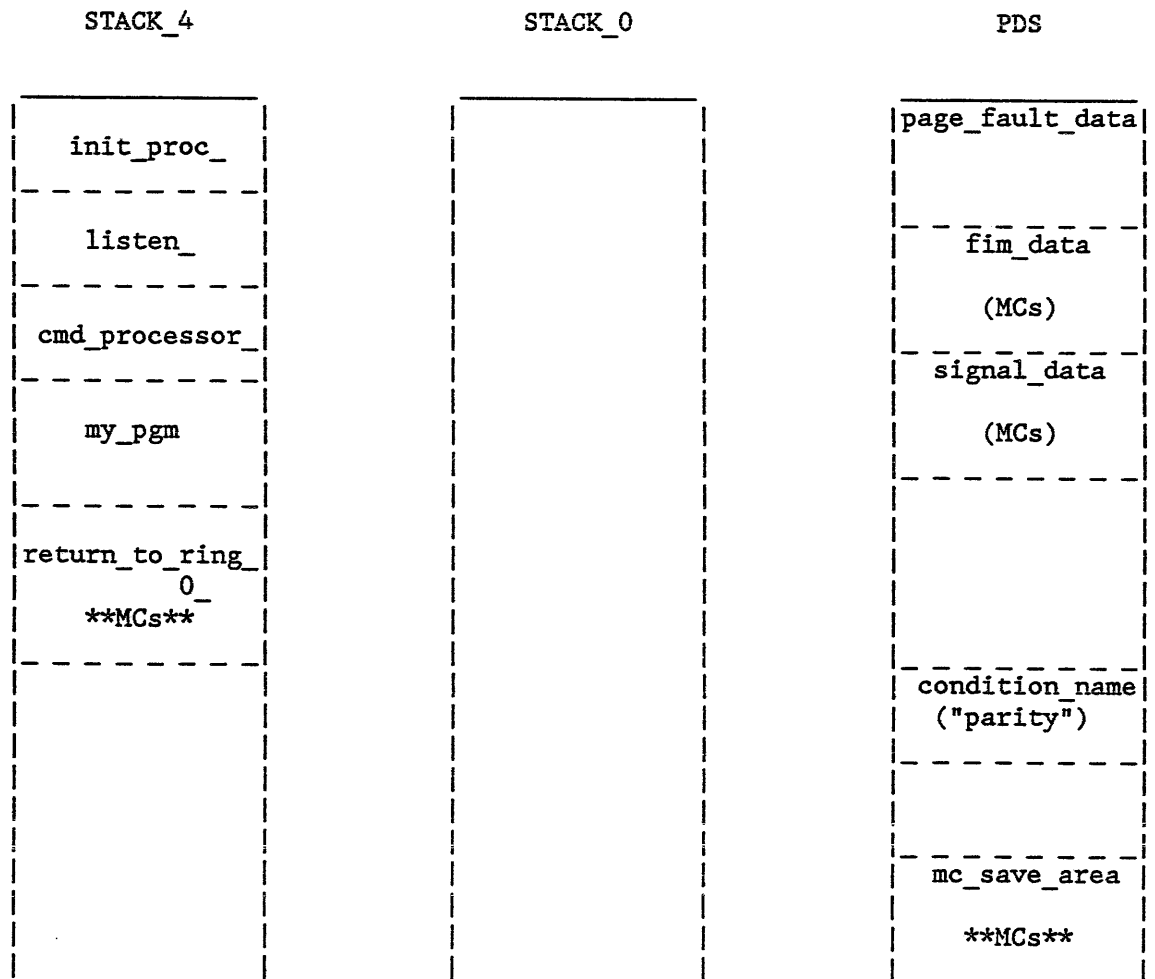
1. HANDLER IS UNWOUND



A non-local goto results in the handler's stack frame being unwound.

FAULT ABANDONMENT EXAMPLE

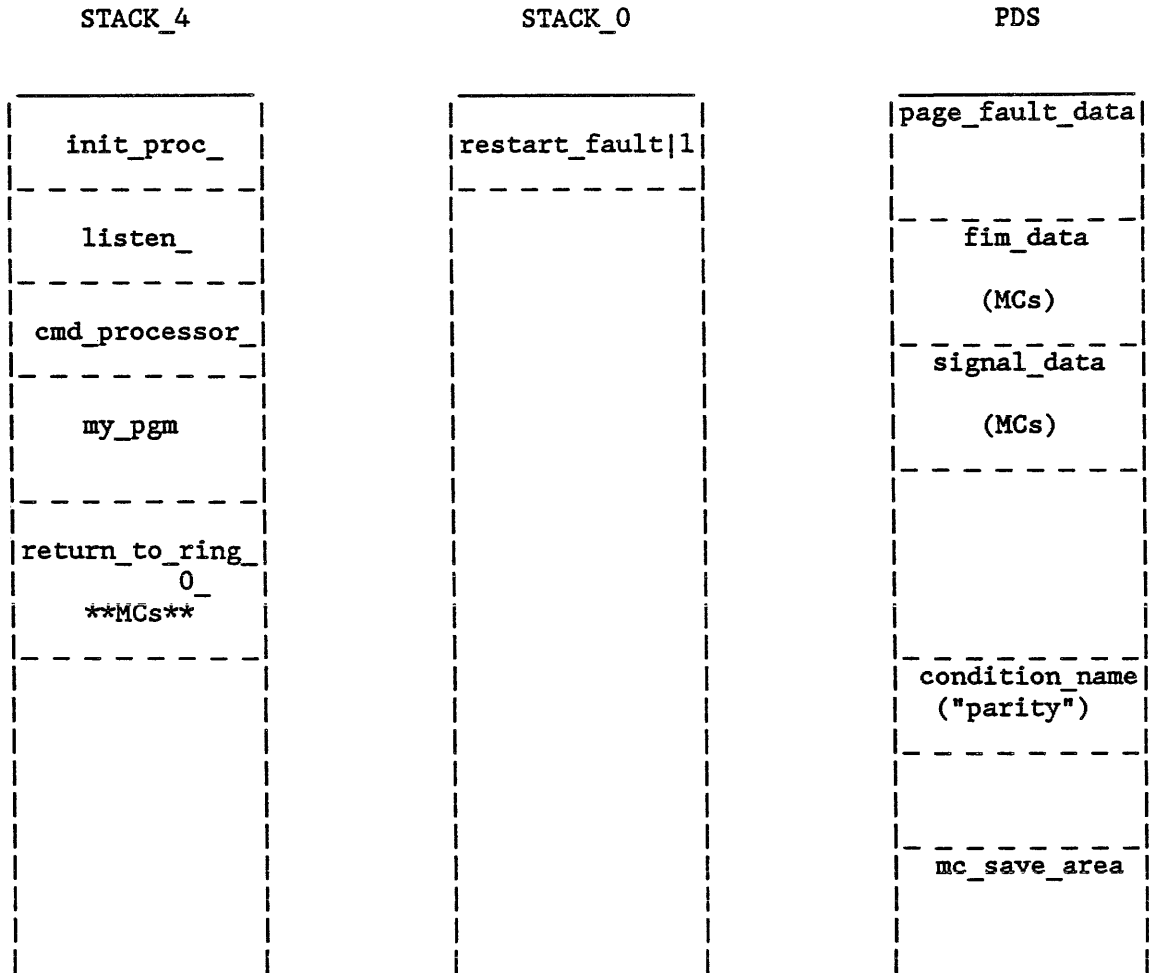
2. SIGNAL_ IS UNWOUND



Next, signal_'s stack frame is unwound.

FAULT ABANDONMENT EXAMPLE

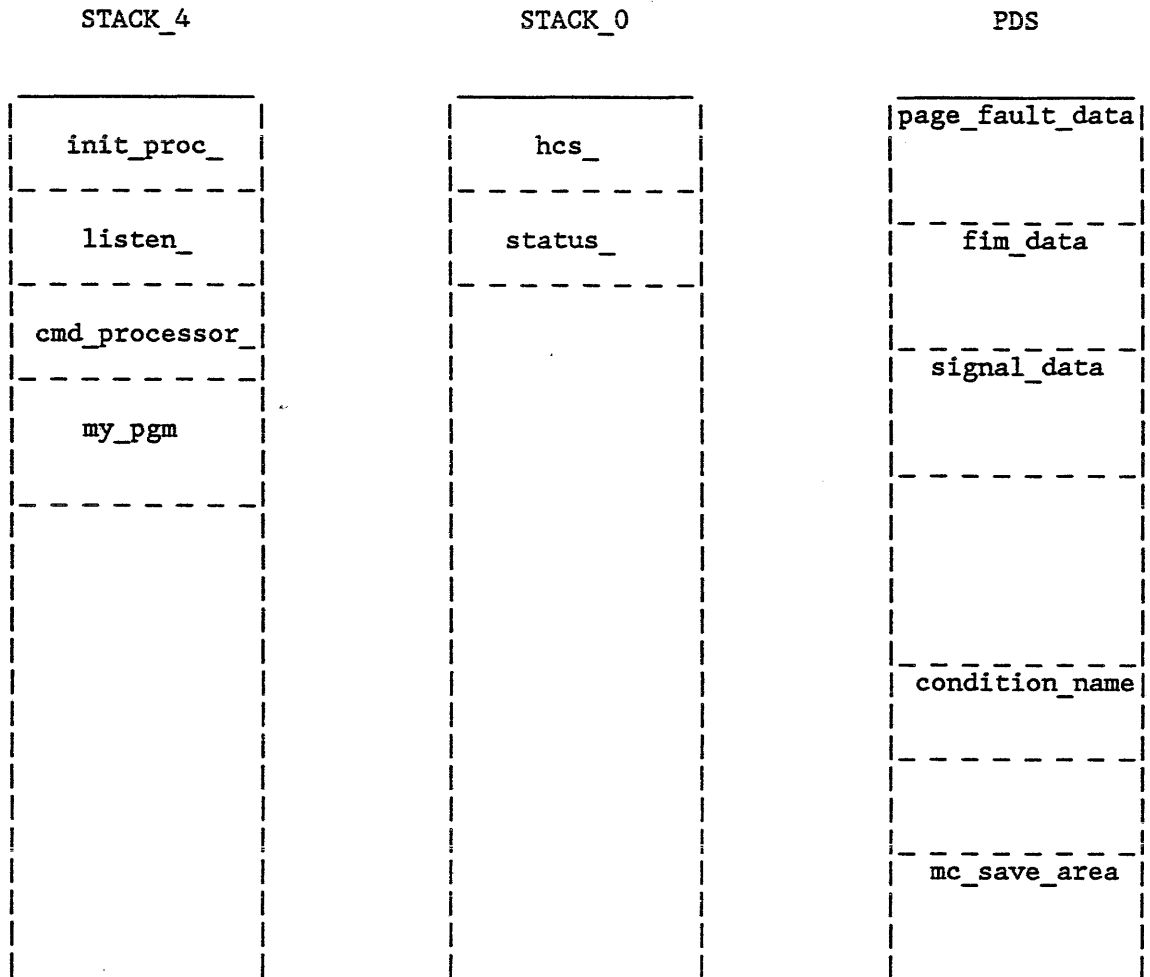
3. FIM FRAME'S CLEANUP HANDLER IS INVOKED



Restart_fault|1 is the cleanup handler that signaller created for the return_to_ring_0_stack frame. When that stack frame is unwound, restart_fault is invoked in ring 0. It finds the machine conditions in the FIM frame, and finds the corresponding conditions in pds\$mc_save_area. It removes them from mc_save_area since they will never be restarted.

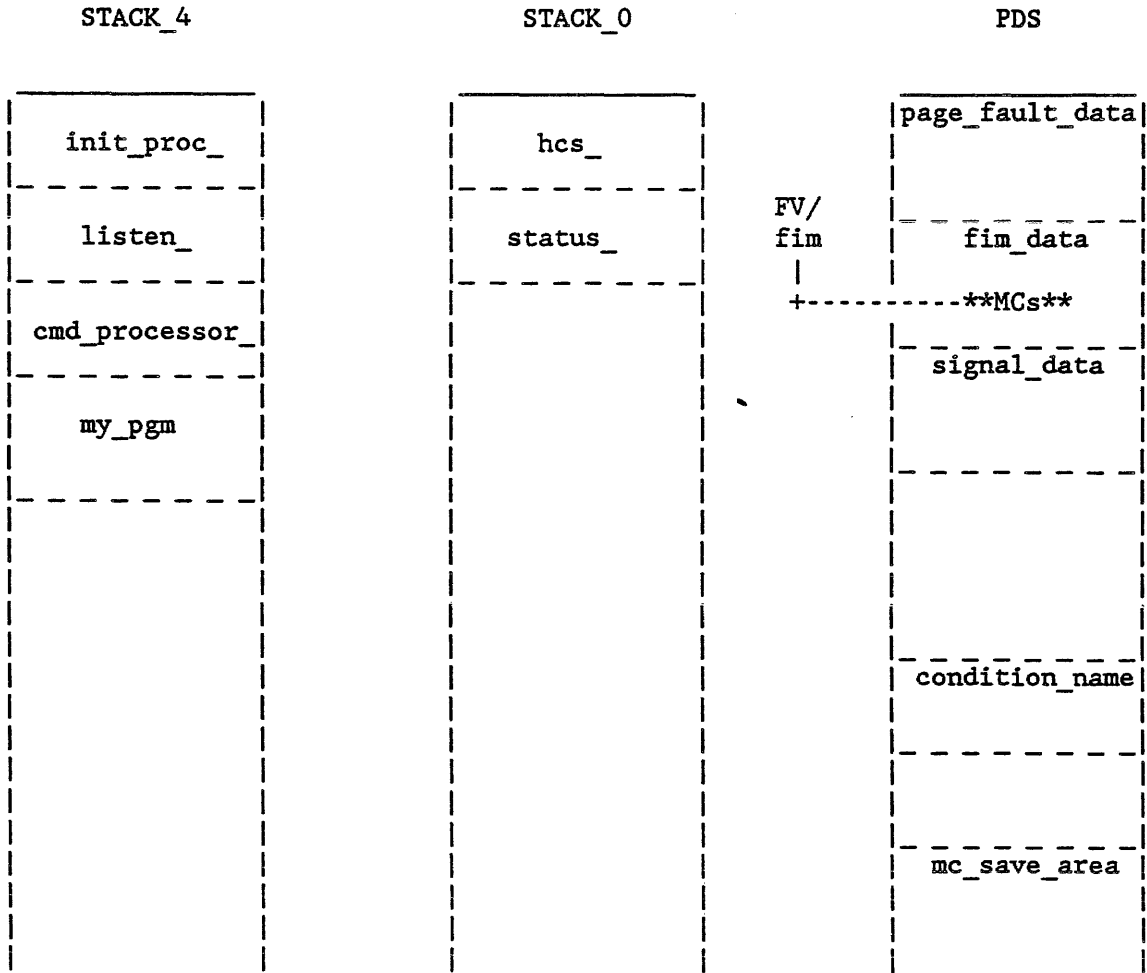
RING 0 FAULT EXAMPLE

1. PROGRAM MY_PGM CALLS INTO RING 0



RING 0 FAULT EXAMPLE

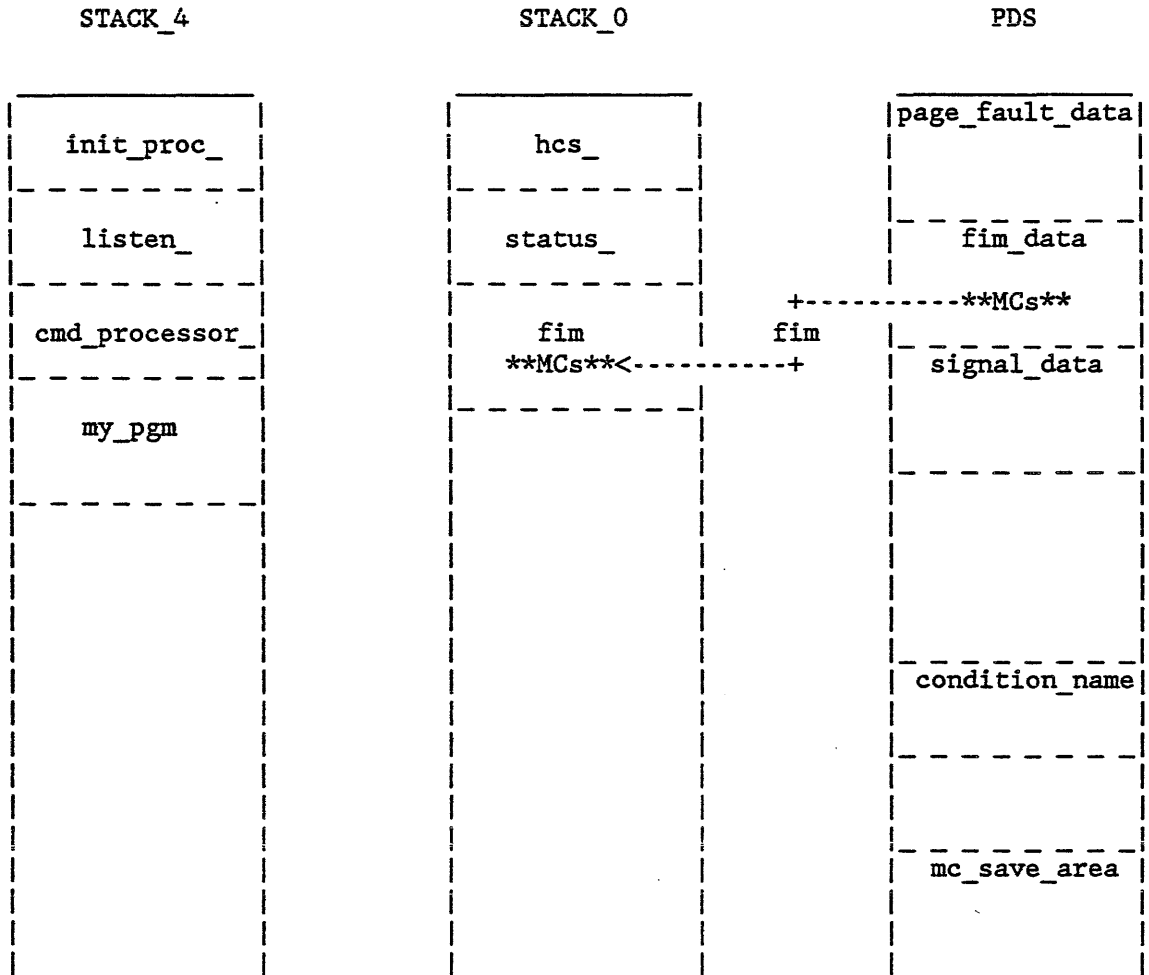
2. PARITY FAULT OCCURS



A Parity Fault occurs while executing an instruction of `status_`. Transfer via Fault Vecotr to fim, storing Machine Conditions in `pds$fim_data`.

RING 0 FAULT EXAMPLE

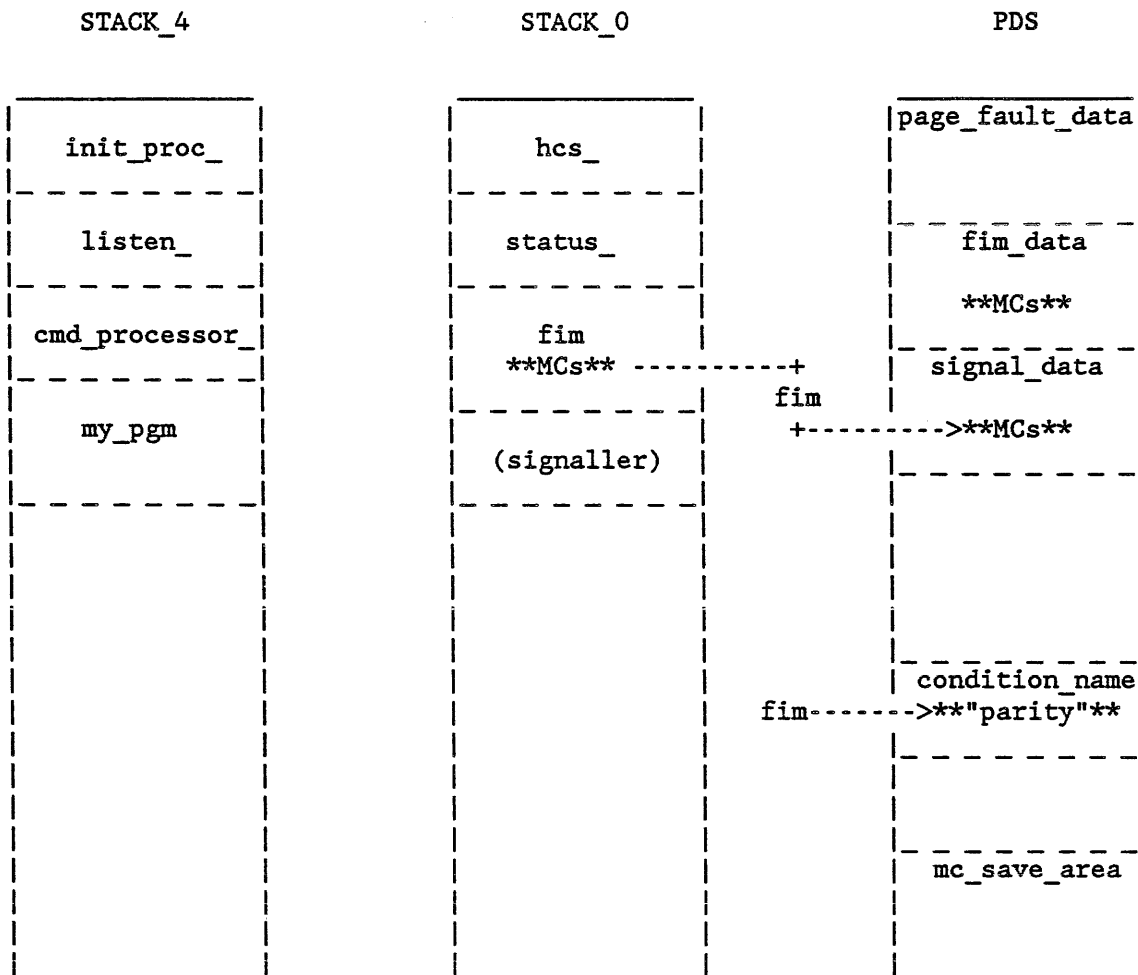
3. FIM BEGINS FAULT HANDLING



Fim pushes a stack frame and copies the Machine Conditions into it, turning on the signal bit in the stack frame to indicate that it is a "FIM Frame".

RING 0 FAULT EXAMPLE

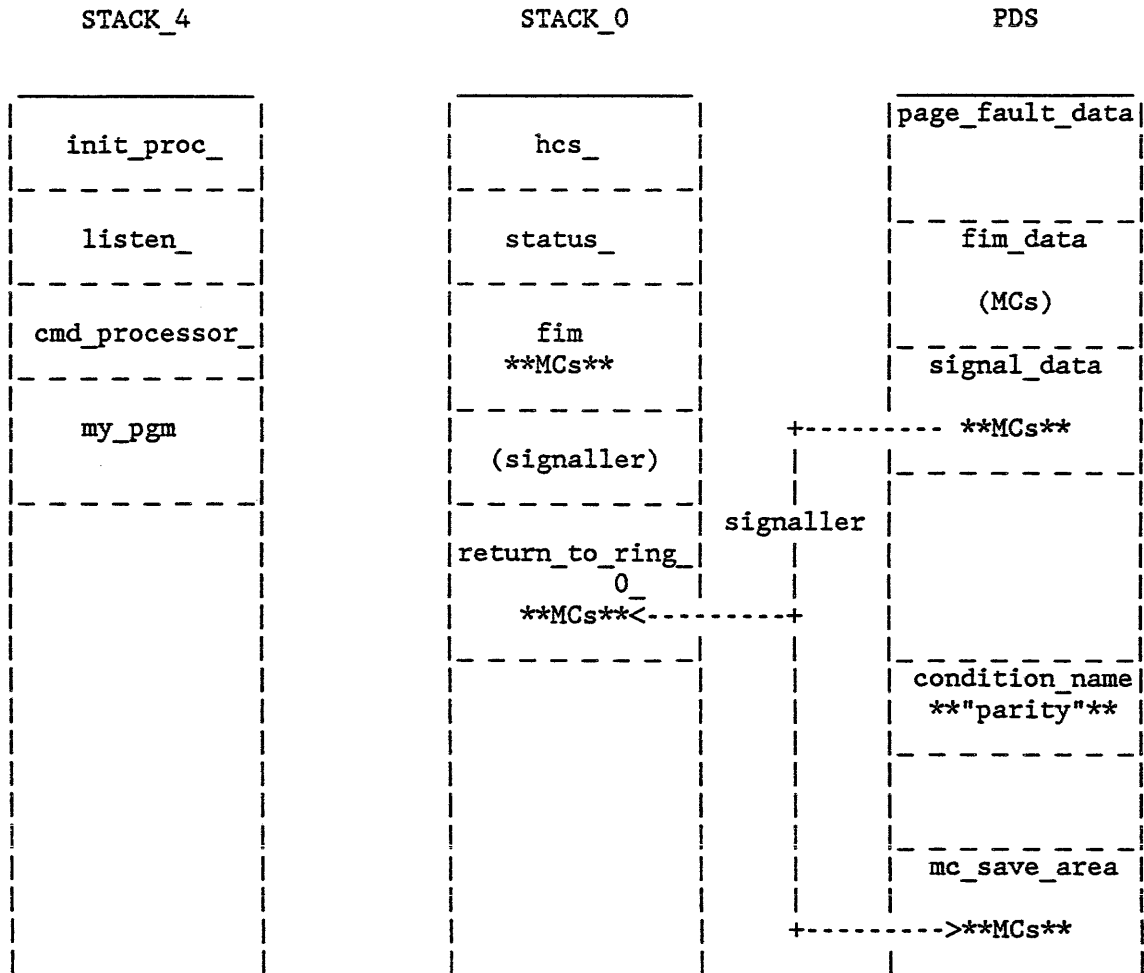
4. FIM DECIDES TO SIGNAL CONDITION



Fim decides to signal a condition as a result of the fault. To do so it copies the Machine Conditions to pds\$signal data, puts the condition name in pds\$condition_name, and calls signaller. (Signaller is shown on the Ring 0 stack to indicate that it is active, but in reality it does not push a stack frame.)

RING 0 FAULT EXAMPLE

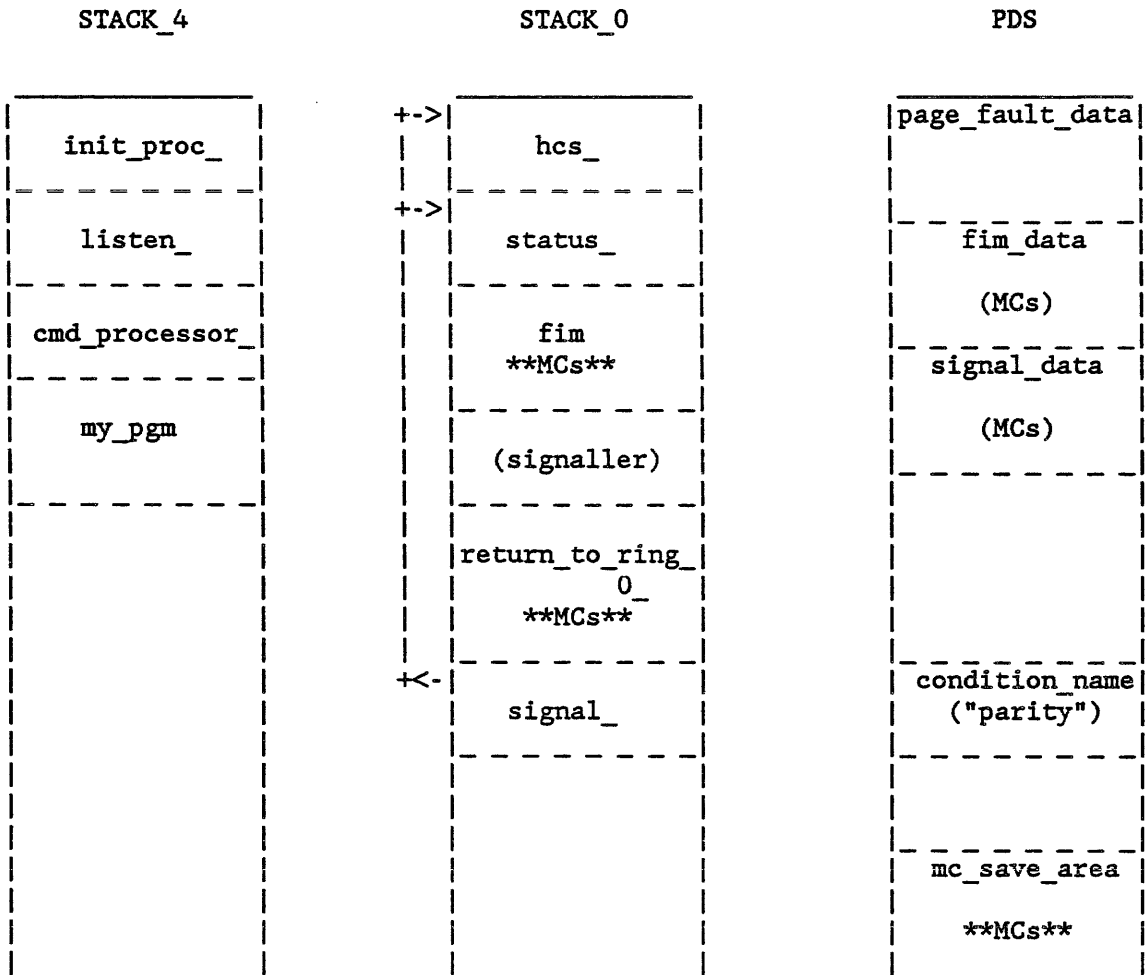
5. SIGNALLER FINDS ORIGINAL STACK



Signaller uses the Machine conditions in pds\$signal_data to find the stack the process was using when the fault occurred. It adds a FIM frame to that stack and copies the Machine Conditions there. The Machine Conditions are also copied into a slot in pds\$mc_save_area, to be used later if the fault is restarted.

RING 0 FAULT EXAMPLE

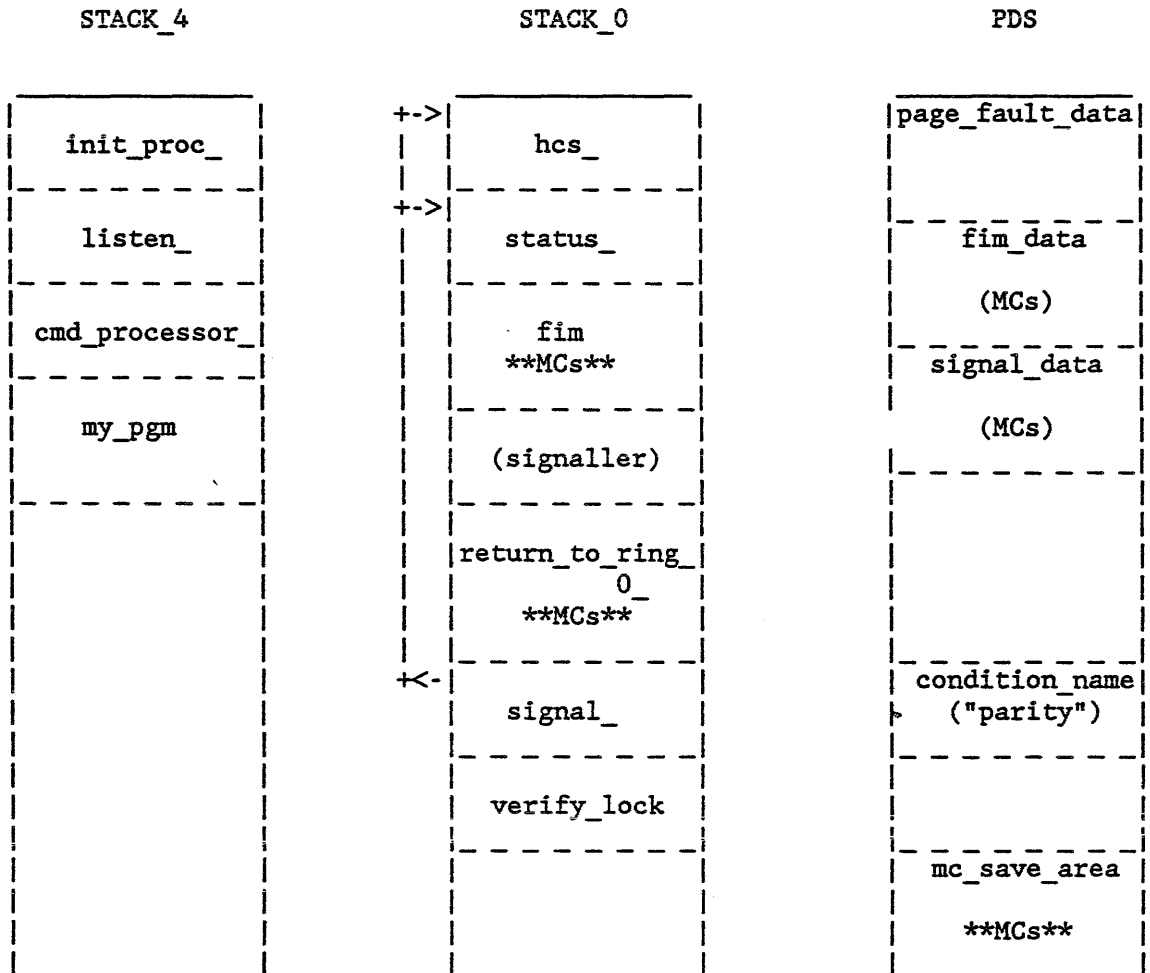
6. SIGNAL_ LOOKS FOR A CONDITION HANDLER



Signaller transfers control to signal_ in the original ring. Signal_ pushes a stack frame and then searches back through the stack frames looking for a handler.

RING 0 FAULT EXAMPLE

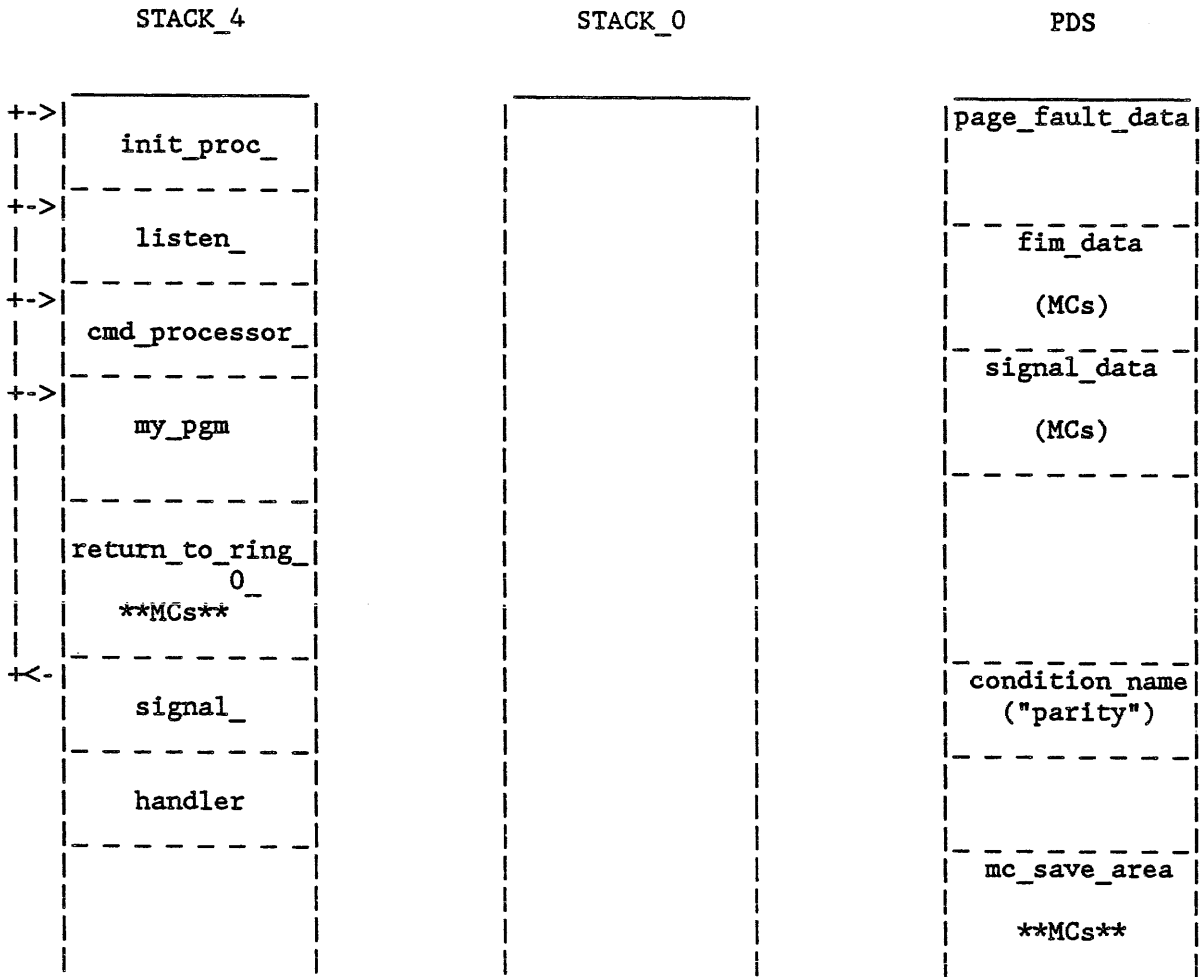
7. SIGNAL_ DECIDES TO LEAVE RING 0



Signal_ does not find a handler for the condition on the ring 0 stack. To continue the search for a handler it must follow stack_frame.prev_sp in the stack frame for hcs_. This transition from an inner ring to an outer ring in signalling a condition is called a "crawlout". When crawling out of a ring, that ring's stack is abandoned, and the condition (and therefore the fault in this example) will not be restartable. Crawling out from ring 0 is a special case. The programs that were active in ring 0 at the time of the fault may have locked supervisor databases or may be in the middle of modifying supervisor data. To be sure that nothing in ring 0 is left in an inconsistent state, verify_lock is called before crawling out.

RING 0 FAULT EXAMPLE

8. CRAWLOUT



The ring 0 stack is abandoned, the condition is essentially re-signalled in ring 4, the handler is found and executed.

Fault Type: Unassigned

26- Unassigned
30

scu 564,* -> prds\$sys_trouble_data (71|240)
tra 464,* -> wired_fim\$unexp_fault (34|2310)

Fault Type: Execute

15 Execute scu 536,* -> prds\$sys_trouble_data (71|240)
 tra 436,* -> wired_fim\$xec_fault (34|2274)

Group 2 Fault.

Definition:

1. The EXECUTE pushbutton on the processor maintenance panel has been pressed.
2. An external gate signal has been substituted for the EXECUTE pushbutton.

(The selection between the above conditions is made by settings of various switches on the processor maintenance panel.)

Use in Multics:

Used to force a system crash.

Fault Type: Execute

Machine Conditions For System Trouble Data At prds|240
Time Stored - 02/10/83 1234.0 hfh Thu (111512461676151734)

Pointer Registers

PR0 (ap) - 240|610 |610
PR1 (ab) - 240|460 |460
PR2 (bp) - 113|4500 tc_data|4500
PR3 (bb) - 113|0 tc_data|0
PR4 (lp) - 15|2214 ws_linkage|2214
PR5 (lb) - 41|127 bound_tc_priv\$pxss|127
PR6 (sp) - 76|1160 prds|1160
PR7 (sb) - 76|0 prds|0

Processor Registers

X0 - 76 X1 - 0 X2 - 0 X3 - 0 X4 - 0 X5 - 1 X6 - 146 X7 - 1
A Register - 777777777777 Q Register - 460172500752 E Register - 0
Timer Register - 117676224 Ring Alarm Register - 1
SCU masks - 000000000014 000000000007

SCU Data at prds|270

270 000041550022 000000000037 000032000000 000000000000
001257100200 010150000000 001306235000 001306235000

Execute Fault (37)

At: 41|1257 bound_tc_priv\$pxss|1257
On: cpu a (#0)
Indicators: cary, ^bar
APU Status: priv, sdwamm, sd-on, pt-on, fanp
Instructions:
137576 001306 2350 00 lda 1306
137577 001306 2350 00 lda 1306

Fault Type: Timer Runout

4 Timer Runout scu 510,* -> prds\$fim_data (71|160)
 tra 410,* -> wired_fim\$timer_runout (34|2324)

Group 7 Fault

Definition:

The timer register has decremented to or through the value zero. If the processor is in privileged mode or absolute mode, recognition of this fault is delayed until a return to normal mode or BAR mode. Counting in the timer register continues.

Use in Multics:

Timer runouts are used by traffic control to interrupt processes as the end of their eligibility quantum, and to implement pre-empt sampling. A process running in ring zero does not give up eligibility. However, it remembers that the TRO occurred by setting the ring alarm register. When the process leaves ring zero a ring alarm fault will occur and the process will give up its eligibility at that time.

Fault Type: Timer Runout

Machine Conditions For Page Fault Data At pds|0
Time Stored - 03/11/83 1704.3 hfh Fri (111557226670514660)

Pointer Registers

PR0 (ap) - 270|7120 >sll>bound_sss_wired_\$pll_operators_|1362
PR1 (ab) - 244|16200 >pdd> BjLBfXcBBBBBBBB>stack_4|16200
PR2 (bp) - 22|4000 backup_abs_seg|4000
PR3 (bb) - 244|15234 >pdd> BjLBfXcBBBBBBBB>stack_4|15234
PR4 (lp) - 257|24102 >pdd> BjLBfXcBBBBBBBB> BBBJMjxJDHWnQq.area.linker|24102
PR5 (lb) - 325|0 >pdd> BjLBfXcBBBBBBBB> BBBJMjxJDgXCjX.temp|0
PR6 (sp) - 244|16060 >pdd> BjLBfXcBBBBBBBB>stack_4|16060
PR7 (sb) - 244|15360 >pdd> BjLBfXcBBBBBBBB>stack_4|15360

Processor Registers

X0 - 0 X1 - 100 X2 - 777773 X3 - 352 X4 - 0 X5 - 0 X6 - 17 X7 - 120
A Register - 000000000000 Q Register - 000000010000 E Register - 0
Timer Register - 77777751 Ring Alarm Register - 0
SCU masks - 031460000014 631460000007

SCU Data at pds|30

30 400315170041 000000000011 400315000000 000000242000
017775000240 001231000500 076615165440 000000165540

Timer Runout Fault (11)

At: 315|17775 >t>bound_volume_dumper_\$dmp_r_output_|5265

On: cpu a (#0)

Indicators: ^bar, mif

APU Status: sdwamm, sd-on, ptwamm, pt-on, fap

CU Status: rfi, fif

Instructions:

636336 076 615 165 440 tctr (r1),enablefault,fill(076)

636337 000 000 165 540 tctr (pr,r1),fill(000)

EIS Pointers and Lengths

50 000400001040 000400001040 005571000070 000000006740
005735000030 000077777040 000256000030 000077777734

Fault Type: Timer Runout

Machine Conditions For Page Fault Data At pds|0
Time Stored - 02/09/83 2111.2 hfh Wed (111511625250263542)

Pointer Registers

PR0 (ap) - 67|1136 inzr_stk0|1136
PR1 (ab) - 104|244 scs|244
PR2 (bp) - 113|3300 tc_data|3300
PR3 (bb) - 113|3100 tc_data|3100
PR4 (lp) - 15|3100 ws_linkage|3100
PR5 (lb) - 76|1153 prds|1153
PR6 (sp) - 77777|1 NULL POINTER
PR7 (sb) - 67|0 inzr_stk0|0

Processor Registers

X0 - 1 X1 - 2 X2 - 200 X3 - 0 X4 - 2 X5 - 60 X6 - 3 X7 - 0
A Register - 000000777777 Q Register - 777777000000 E Register - 0
Timer Register - 77777760 Ring Alarm Register - 0
SCU masks - 031460000014 631460000007

SCU Data at pds|30

30 000065550021 000000000011 400260000200 000000000000
000263100200 001266000500 000262710200 400064214320

Timer Runout Fault (11)

At: 65|263 init_processor|263

On: cpu c (#2)

Indicators: cary, ^bar

APU Status: priv, sdwamm, sd-on, pt-on, fanp

CU Status: rfi, fif

Instructions:

452236 000262 7102 00 tra 262 interrupt inhibit
452237 4 00064 2143 20 sznc pr4|64,* interrupt inhibit

Fault Type: Connect

8 Connect scu 520,* -> prds\$fim_data (71|160)
 tra 420,* -> prds\$fast_connect_code (71|1054)

Group 7 Fault

Definition:

A connect signal (\$CON strobe) has been received from a system controller. This event is to be distinguished from a Connect Input/Output Channel (cioc) instruction encountered in the program sequence.

Use in Multics:

Used for all interprocessor signalling. Occurs when one CPU executes a cioc instruction to "send a connect" to another CPU, or to itself.

There are four types of interprocessor communication in Multics:

1. Tell another CPU to clear its cache memory (Level 68 only) or its associative memory.
2. To pre-empt a process running on another CPU if pre-empty sampling is not in use.
3. To tell a CPU that the system is crashing.
4. To tell a CPU that it is being deconfigured, due to delcpu command or a shutdown.

Zones in the segment scs are used to indicate what type of connect is being sent to a CPU. prds\$fast_connect_code handles the cache/AM clearing case, others are sent on to wired_fim.

Fault Type: Connect

Machine Conditions For System Trouble Data At prds|240
Time Stored - 02/09/83 2111.4 hfh Wed (111511625326645425)

Pointer Registers

PR0 (ap) - 270|7120 >sll>bound_system_control_\$sc_parse_|4126
PR1 (ab) - 244|11016 >pdd> zzzzzzzbBBBBBB>stack_4|11016
PR2 (bp) - 244|15270 >pdd> zzzzzzzbBBBBBB>stack_4|15270
PR3 (bb) - 360|1425 >scl>as_meter_table|1425
PR4 (lp) - 257|31154 >sll>bound_fsim_
PR5 (lb) - 257|33250 >sll>bound_fsim_
PR6 (sp) - 244|10620 >pdd> zzzzzzzbBBBBBB>stack_4|10620
PR7 (sb) - 360|2016 >scl>as_meter_table|2016

Processor Registers

X0 - 1416 X1 - 36466 X2 - 174 X3 - 4 X4 - 136 X5 - 1 X6 - 777777 X7 - 4
A Register - 000000000000 Q Register - 000000000012 E Register - 107
Timer Register - 000044726 Ring Alarm Register - 0
SCU masks - 031460000014 631460000007
Fault Register - 000400000000 (\$CON A)

SCU Data at prds|270

270 400270050011 000000000021 400253000207 000000000000
036040400200 007524000500 000001316007 000001316007

Connect Fault (21)

At: 270|36040 >sll>bound_system_control_

On: cpu c (#2)

Indicators: zero, ^bar

APU Status: sd-on, pt-on, fabs

CU Status: rfi, fif

Instructions:

25676 000001 3160 07 canq 1,d1
25677 000001 3160 07 canq 1,d1

Fault Type: Connect

Machine Conditions For Signal Data At pds|140
Time Stored - 03/17/83 1531.7 hfh Thu (111566603700510407)

Pointer Registers

PR0 (ap) - 270|7120 >sll>bound_sss_wired_\$p11_operators_|1362
PR1 (ab) - 244|52400 >pdd> BWbBhXGBBBBBBBB>stack_4|52400
PR2 (bp) - 244|52506 >pdd> BWbBhXGBBBBBBBB>stack_4|52506
PR3 (bb) - 244|43560 >pdd> BWbBhXGBBBBBBBB>stack_4|43560
PR4 (lp) - 456|16303 >udd>Croap>lib>executable>bound_pascal_runtime_\$pascal_io_|163
PR5 (lb) - 244|43560 >pdd> BWbBhXGBBBBBBBB>stack_4|43560
PR6 (sp) - 244|53040 >pdd> BWbBhXGBBBBBBBB>stack_4|53040
PR7 (sb) - 257|110242 >pdd> BWbBhXGBBBBBBBB> BBBJMkWLfGMqHm.area.linker|110242

Processor Registers

X0 - 4147 X1 - 54640 X2 - 150732 X3 - 151116 X4 - 151116 X5 - 22 X6 - 71 X7 - 2220
A Register - 77777777775 Q Register - 000000000000 E Register - 0
Timer Register - 000143044 Ring Alarm Register - 0
SCU masks - 000240000043 000340000000
Fault Register - 000400000000 (\$CON A)

SCU Data at pds|170

170 400456174043 000000000021 400456000100 000037000000
016305100200 016305000500 0000000066500 0000000066500

Connect Fault (21)

At: 456|16305 >udd>Croap>lib>executable>bound_pascal_runtime_\$pascal_io_|16305

On: cpu b (#1)

Indicators: cary, ^bar

APU Status: sdwamm, sd-on, ptwamm, pt-on, pi-ap, fap

CU Status: rfi, fif

Instructions:

53676 000 000 066 500 cmpb (pr),(),fill(0)
53677 000 000 066 500 cmpb (pr),(),fill(0)

EIS Pointers and Lengths

210 000400000000 000400000000 043617410030 010477777760
151040000030 000000000000 054156000000 000000000077

Fault Type: Connect

Machine Conditions For Signal Data At pds|140
Time Stored - 03/17/83 1528.6 hfh Thu (111566602375501317)

Pointer Registers

PR0 (ap) - 270|7120 >s11>bound_sss_wired_\$p11_operators_|1362
PR1 (ab) - 104|244 scs|244
PR2 (bp) - 244|4000 >pdd> B1LBhbjbBBBBBB>stack_4|4000
PR3 (bb) - 113|0 tc_data|0
PR4 (lp) - 14|12276 as_linkage|12276
PR5 (lb) - 75|3714 pds|3714
PR6 (sp) - 244|4000 >pdd> B1LBhbjbBBBBBB>stack_4|4000
PR7 (sb) - 244|0 >pdd> B1LBhbjbBBBBBB>stack_4|0

Processor Registers

X0 - 577777 X1 - 4 X2 - 0 X3 - 400000 X4 - 0 X5 - 127 X6 - 120 X7 - 1
A Register - 040000000000 Q Register - 000000000004 E Register - 0
Timer Register - 000141001 Ring Alarm Register - 0
SCU masks - 000240000043 000340000000
Fault Register - 000400000000 (\$CON A)

SCU Data at pds|170

170 400253170041 000000000021 400253000200 000007000000
000250500200 000246000500 600101116100 600101116100

Connect Fault (21)

At: 253|250 >s11>bound_command_loop_\$ipc_fast_|206

On: cpu c (#2)

Indicators: zero, cary, ^bar

APU Status: sdwamm, sd-on, ptwamm, pt-on, fap

CU Status: rfi, fif

Instructions:

750076 6 00101 1161 00 cmpq pr6|101
750077 6 00101 1161 00 cmpq pr6|101

Fault Type: Connect

Machine Conditions For System Trouble Data At prds|240
Time Stored - 03/17/83 1533.7 hfh Thu (111566604603067407)

Pointer Registers

PR0 (ap) - 76 3176	prds 3176
PR1 (ab) - 104 244	scs 244
PR2 (bp) - 36 454	bound_priv_1\$privileged_mode_ut 454
PR3 (bb) - 17 0	sst_seg 0
PR4 (lp) - 15 1424	ws_linkage 1424
PR5 (lb) - 15 1424	ws_linkage 1424
PR6 (sp) - 76 3120	prds 3120
PR7 (sb) - 76 0	prds 0

Processor Registers

X0 - 6111 X1 - 3176 X2 - 0 X3 - 0 X4 - 0 X5 - 0 X6 - 213 X7 - 4
A Register - 700000000000 Q Register - 000000000000 E Register - 0
Timer Register - 775232216 Ring Alarm Register - 1
SCU masks - 000000000014 000000000007
Fault Register - 000400000000 (\$CON A)

SCU Data at prds|270

270	000036750021	000000000021	400300000000	000000440000
	000247200200	001266000700	000061015200	000000235007

Connect Fault (21)

At: 36|247 bound_priv_1\$privileged_mode_ut|247
On: cpu a (#0)
Indicators: neg, ^bar
APU Status: priv, xsf, sdwamm, sd-on, pt-on, fanp
CU Status: rfi, its, fif

Instructions:

422076	000061	0152 00	cioc	61 interrupt inhibit
422077	000000	2350 07	lda	0,d1

Fault Type: Connect

Machine Conditions For Fim Data At prds|160
Time Stored - 02/09/83 2212.8 hfh Wed (111511660674665306)

Pointer Registers

PR0 (ap) - 76 1420	prds 1420
PR1 (ab) - 76 336	prds 336
PR2 (bp) - 75 140	pds 140
PR3 (bb) - 113 0	tc_data 0
PR4 (lp) - 15 312	ws_linkage 312
PR5 (lb) - 15 2214	ws_linkage 2214
PR6 (sp) - 76 1160	prds 1160
PR7 (sb) - 76 0	prds 0

Processor Registers

X0 - 203 X1 - 1 X2 - 13740 X3 - 2270 X4 - 0 X5 - 2270 X6 - 344 X7 - 777776
A Register - 000000000000 Q Register - 000000000000 E Register - 4
Timer Register - 777737247 Ring Alarm Register - 0
SCU masks - 000000000014 000000000007

SCU Data at prds|210

210	000032750021	000000000021	000041000100	000000440000
	002505102200	002436000700	000063015200	777777710204

Connect Fault (21)

At: 32|2505 bound_interceptors\$fim_util|53

On: cpu b (#1)

Indicators: cary, tro, ^bar

APU Status: priv, xsf, sdwamm, sd-on, pt-on, fanp

CU Status: rfi, its, fif

Instructions:

241016	000063	0152	00	cioc	63 interrupt inhibit
241017	777777	7102	04	tra	-1,ic 241016 interrupt inhibit

Fault Type: Access Violation

20 Access Violation scu 550,* -> pds\$fim_data (70|60)
tra 450,* -> fim\$access_violation_entry (34|0)

Group 6 Fault

Definition:

The appending unit has detected one of the several access violations below. Word 1 of the Control Unit Data contains status bits for the condition.

1. Not in read bracket (ACV3=ORB)
2. Not in write bracket (ACV5=OWB)
3. Not in execute bracket (ACV1=OEB)
4. No read permission (ACV4=R-OFF)
5. No write permission (ACV6=W-OFF)
6. No execute permission (ACV2=E-OFF)
7. Invalid ring crossing (ACV12=CRT)
8. Call limiter fault (ACV7=(NO GA))
9. Outward call (ACV9=OCALL)
10. Bad outward call (ACV10=BOC)
11. Inward return (ACV11=INRET)
12. Ring alarm (ACV13=RALR)
13. Associative memory error
14. Out of segment bounds (ACV15=OOSB)
15. Illegal ring order (ACV0=IRO)
16. Out of call brackets (ACV8=OCB)

Use in Multics:

The most-used type of access fault is the ring alarm fault. The supervisor uses the Ring Alarm Register, described by AL39:

If the RALR contains a value other than zero and the effective ring number is greater than or equal to the contents of the RALR and the instruction for which an absolute main memory address is being prepared is a transfer instruction, an access violation, ring alarm, fault occurs. Operating system software may use this register to detect crossings from inner rings to outer rings.

A ring alarm fault is used for two purposes.

1. Used by traffic control to defer loss of eligibility when an end-of-eligibility timer runout fault or a pre-empt connect fault occurs in ring 0. When the timer runout or connect is handled, the RALR is set to 1.
2. Used to ensure that a process's validation level is set to a value at least equal to the new ring of execution when leaving an inner ring.

Fault Type: Access Violation

An out of segment bounds fault may indicate a boundsfault, in which a segment has exceeded the maximum size for its AST pool and must be promoted to a bigger pool.

All other types of access violation can be provoked by users.

Fault Type: Access Violation

Machine Conditions For Fim Data At pds|60
Time Stored - 02/09/83 2212.8 hfh Wed (111511660705216454)

Pointer Registers

PR0 (ap) - 76 240	prds 240
PR1 (ab) - 104 244	scs 244
PR2 (bp) - 76 240	prds 240
PR3 (bb) - 1 0	fault_vector 0
PR4 (lp) - 15 312	ws_linkage 312
PR5 (lb) - 76 320	prds 320
PR6 (sp) - 76 1160	prds 1160
PR7 (sb) - 76 0	prds 0

Processor Registers

X0 - 3036 X1 - 2561 X2 - 4000 X3 - 0 X4 - 0 X5 - 0 X6 - 2 X7 - 100
A Register - 000000000000 Q Register - 000000000000 E Register - 0
Timer Register - 773613312 Ring Alarm Register - 0
Fault Register - 010000000000 (OOB)

SCU Data at pds|110

110	000032550022	004000000051	000032000017	000000000000
	010153410200	000120000007	000020057217	000020057217

Access Violation Fault (51), Write Bit Off

By: 32|10153 bound_interceptors

Referencing: 32|120 bound_interceptors\$fim|120

On: cpu a (#0)

Indicators: zero, eufl, ^bar

APU Status: priv, sdwamm, sd-on, pt-on, fanp

CU Status:

CT Hold: dl

Instructions:

634216	000020	0572	17	sscr	20,7	interrupt	inhibit
634217	000020	0572	17	sscr	20,7	interrupt	inhibit

Fault Type: Access Violation

Machine Conditions For Signal Data At pds|140
Time Stored - 02/10/83 1230.3 hfh Thu (111512460154130102)

Pointer Registers

PR0 (ap) - 322|7120 >sll>bound_sss_wired_\$pll_operators_|1362
PR1 (ab) - 244|0 >pdd> zzzzzzzbBBBBBB>stack_4|0
PR2 (bp) - 457|26353 >t>bound_oprcons_\$mrd_util_|1
PR3 (bb) - 244|774602 >pdd> zzzzzzzbBBBBBB>stack_4|774602
PR4 (lp) - 0|0 dseg|0
PR5 (lb) - 244|774532 >pdd> zzzzzzzbBBBBBB>stack_4|774532
PR6 (sp) - 244|774620 >pdd> zzzzzzzbBBBBBB>stack_4|774620
PR7 (sb) - 244|774550 >pdd> zzzzzzzbBBBBBB>stack_4|774550

Processor Registers

X0 - 32017 X1 - 774744 X2 - 174 X3 - 0 X4 - 0 X5 - 0 X6 - 0 X7 - 17
A Register - 000002000000 Q Register - 000000000000 E Register - 0
Timer Register - 000037431 Ring Alarm Register - 0
SCU masks - 000102400043 000004000000
Fault Register - 010400000000 (OOB, \$CON A)

SCU Data at pds|170

170 400457050401 040000000051 400000000120 000000000000
032025000200 001350000007 401350352120 401350352120

Access Violation Fault (51), Not In Read Bracket

By: 457|32025 >t>bound_oprcons_\$mrd_util_|3453

Referencing: 0|1350 dseg|1350

On: cpu b (#1)

Indicators: ^bar

APU Status: sd-on, pt-on, sdwp

CU Status:

CT Hold: dl

Instructions:

25576	4	01350	3521	20	epp2	pr4 1350,*
25577	4	01350	3521	20	epp2	pr4 1350,*

Fault Type: Access Violation

Machine Conditions For Signal Data At pds|140
Time Stored - 03/11/83 1704.2 hfh Fri (111557226651237015)

Pointer Registers

PR0 (ap) - 40|7120 bound_sss_wired_\$p11_operators_|1362
PR1 (ab) - 104|244 scs|244
PR2 (bp) - 230|45263 tty_buf|45263
PR3 (bb) - 77777|1741 CANNOT GET PATHNAME|1741
PR4 (lp) - 15|1616 ws_linkage|1616
PR5 (lb) - 230|45262 tty_buf|45262
PR6 (sp) - 240|600 >sll>stack_0.015|600
PR7 (sb) - 240|200 >sll>stack_0.015|200

Processor Registers

X0 - 30617 X1 - 2 X2 - 777773 X3 - 500 X4 - 0 X5 - 4 X6 - 7 X7 - 460
A Register - 777777007777 Q Register - 000000000174 E Register - 0
Timer Register - 000122364 Ring Alarm Register - 0
SCU masks - 000102000043 000004000000
Fault Register - 010000000000 (OOB)

SCU Data at pds|170

170 000145052001 000004000051 477777000206 000000000000
003427100200 001741000400 300000100440 040140100540

Access Violation Fault (51), Out of Segment Bounds

By: 145|3427 bound_tty_active\$TTY_write|2033
Referencing: 77777|1741 CANNOT GET PATHNAME|1741
On: cpu c (#2)
Indicators: cary, ^bar
APU Status: sd-on, pt-on, dsptw
CU Status: rfi
Instructions:
536076 300 000 100 440 mlr (r1),(),fill(300)
536077 040 140 100 540 mlr (pr,r1),(pr,r1),fill(040)

EIS Pointers and Lengths

210 000400000000 000400000000 001741000070 002000000170
001250000030 000000000000 002001000000 000077777735

Fault Type: Access Violation

Machine Conditions For Fim Data At pds|60

Time Stored - 02/10/83 1230.3 hfh Thu (111512460154134307)

Pointer Registers

PR0 (ap) - 244|775732 >pdd> zzzzzzzbBBBBBB>stack_4|775732
PR1 (ab) - 244|775240 >pdd> zzzzzzzbBBBBBB>stack_4|775240
PR2 (bp) - 321|14521 >sll>bound_sss_active_\$sct_manager_|15
PR3 (bb) - 244|776040 >pdd> zzzzzzzbBBBBBB>stack_4|776040
PR4 (lp) - 0|0 dseg|0
PR5 (lb) - 244|775140 >pdd> zzzzzzzbBBBBBB>stack_4|775140
PR6 (sp) - 244|775500 >pdd> zzzzzzzbBBBBBB>stack_4|775500
PR7 (sb) - 244|0 >pdd> zzzzzzzbBBBBBB>stack_4|0

Processor Registers

X0 - 17016 X1 - 775732 X2 - 174 X3 - 0 X4 - 0 X5 - 0 X6 - 0 X7 - 160
A Register - 000321000004 Q Register - 014521000000 E Register - 0
Timer Register - 000035274 Ring Alarm Register - 0
Fault Register - 010000000000 (OOB)

SCU Data at pds|110

110 400322150201 000004000051 400244000100 000000000000
017277100200 776060000000 300020652100 300020652100

Access Violation Fault (51), Out of Segment Bounds

By: 322|17277 >sll>bound_sss_wired_\$pll_operators_|11541

Referencing: 244|776060 >pdd> zzzzzzzbBBBBBB>stack_4|776060

On: cpu b (#1)

Indicators: cary, ^bar

APU Status: sdwamm, sd-on, pt-on, ptw

Instructions:

25516 3 00020 6521 00 spri6 pr3|20
25517 3 00020 6521 00 spri6 pr3|20

Fault Type: Access Violation

Machine Conditions For Fim Data At pds|60

Time Stored - 02/09/83 2212.7 hfh Wed (111511660666116070)

Pointer Registers

PR0 (ap) - 270|7120 >sll>bound_sss_wired_\$p11_operators_|1362
PR1 (ab) - 244|143701(6) >pdd> BL1BLDPBBBBBBB>stack_4|143701
PR2 (bp) - 244|260000 >pdd> BL1BLDPBBBBBBB>stack_4|260000
PR3 (bb) - 244|120740(3) >pdd> BL1BLDPBBBBBBB>stack_4|120740
PR4 (lp) - 257|30034 >pdd> BL1BLDPBBBBBBB> BBBJMgfflJXLPh.area.linker|30034
PR5 (lb) - 244|71220 >pdd> BL1BLDPBBBBBBB>stack_4|71220
PR6 (sp) - 244|257640 >pdd> BL1BLDPBBBBBBB>stack_4|257640
PR7 (sb) - 244|106140 >pdd> BL1BLDPBBBBBBB>stack_4|106140

Processor Registers

X0 - 17053 X1 - 106662 X2 - 272 X3 - 15 X4 - 1 X5 - 172 X6 - 50 X7 - 447
A Register - 000000000045 Q Register - 777777777777 E Register - 0
Timer Register - 777774627 Ring Alarm Register - 1
Fault Register - 010000000000 (OOB)

SCU Data at pds|110

110 400272050401 000020000051 400272000200 000000000000
017204300200 017204010624 017204613200 000116100600

Access Violation Fault (51), Ring Alarm

By: 272|17204 >udd>Attrisem>Jourdan>mesures>ORDA4|17204
Referencing: 272|17204 >udd>Attrisem>Jourdan>mesures>ORDA4|17204
On: cpu c (#2)
Indicators: neg, cary, ^bar
APU Status: sd-on, pt-on, sdwp
CU Status: pon, rfi, its
CT Hold: ic*
Instructions:
243716 017204 6132 00 rcu 17204 interrupt inhibit
243717 000 116 100 600 mlr (),(pr,x6),fill(000)

Fault Type: Access Violation

Machine Conditions For Fim Data At pds|60
Time Stored - 02/10/83 1230.3 hfh Thu (111512460156271332)

Pointer Registers

PR0 (ap) - 270|7120 >s11>bound_sss_wired_\$p11_operators_|1362
PR1 (ab) - 76|336 prds|336
PR2 (bp) - 244|26020 >pdd> CBBLLzbBBBBBB>stack_4|26020
PR3 (bb) - 113|0 tc_data|0
PR4 (lp) - 14|12276 as_linkage|12276
PR5 (lb) - 75|3714 pds|3714
PR6 (sp) - 244|26020 >pdd> CBBLLzbBBBBBB>stack_4|26020
PR7 (sb) - 244|0 >pdd> CBBLLzbBBBBBB>stack_4|0

Processor Registers

X0 - 577777 X1 - 4 X2 - 0 X3 - 400000 X4 - 0 X5 - 127 X6 - 120 X7 - 1
A Register - 040000000000 Q Register - 000000000000 E Register - 0
Timer Register - 000166755 Ring Alarm Register - 1
Fault Register - 010000000000 (OOB)

SCU Data at pds|110

110 000040250401 000020000051 400301000100 000000672000
015436000200 001266010200 001266610000 600076757100

Access Violation Fault (51), Ring Alarm

By: 40|15436 bound_sss_wired_\$p11_operators_|7700
Referencing: 301|1266 >s11>bound_ipc_\$ipc_real_|1266
On: cpu b (#1)
Indicators: ^bar
APU Status: xsf, sd-on, pt-on, sdwp
CU Status: pon, its
Instructions:
674016 001266 6100 00 rtd 1266
674017 6 00076 7571 00 staq pr6|76

Fault Type: (DF1) Page

17 (DF1) Page scu 542,* -> pds\$page_fault_data (70|0)
 tra 442,* -> 44|1036 page_fault\$page_fault (41|1062)

Group 6 Fault

Definition:

A faulted segment descriptor word (SDW) or page table word (PTW) with the corresponding directed fault number has been fetched by the appending unit.

Use in Multics:

The only directed fault number ever found in PTWs in Multics is 1. A Directed Fault 1 always means a page fault.

Fault Type: (DF1) Page

Machine Conditions For Page Fault Data At pds|0

Time Stored - 02/09/83 2212.7 hfh Wed (111511660647626100)

Pointer Registers

PR0 (ap) - 322|7120 >sll>bound_sss_wired_\$pll_operators_|1362
PR1 (ab) - 244|12462 >pdd> zzzzzzzbBBBBBB>stack_4|12462
PR2 (bp) - 375|33714 >t>bound_oprcons_\$write_log_|32
PR3 (bb) - 433|1753 >scl>log|1753
PR4 (lp) - 337|34352 >pdd> zzzzzzzbBBBBBB> BBBJMgffHxwhwg.area.linker|34352
PR5 (lb) - 244|12374 >pdd> zzzzzzzbBBBBBB>stack_4|12374
PR6 (sp) - 244|12520 >pdd> zzzzzzzbBBBBBB>stack_4|12520
PR7 (sb) - 433|0 >scl>log|0

Processor Registers

X0 - 33730 X1 - 12374 X2 - 257 X3 - 1665 X4 - 0 X5 - 331 X6 - 30 X7 - 2000
A Register - 00000000104 Q Register - 000000000000 E Register - 0
Timer Register - 000154400 Ring Alarm Register - 0
SCU masks - 031460000014 631460000007
Fault Register - 010000000000 (OOB)

SCU Data at pds|30

30 400375150201 000000000043 400433000200 000000156000
034305000240 002001000400 300000100440 040100100540

(DF1) Page Fault (43)

By: 375|34305 >t>bound_oprcons_\$write_log_|423

Referencing: 433|2001 >scl>log|2001

On: cpu c (#2)

Indicators: ^bar, mif

APU Status: sdwamm, sd-on, pt-on, ptw

CU Status: rfi

Instructions:

20136 300 000 100 440 mlr (r1),(),fill(300)
20137 040 100 100 540 mlr (pr,r1),(pr),fill(040)

EIS Pointers and Lengths

50 000400000000 000400000000 012502000060 772077777774
001777000030 000000000040 012056000000 000000000077

Fault Type: Command

5 Command scu 512,* -> pds\$fim_data (70|60)
 tra 412,* -> fim\$primary_fault_entry (34|404)

Group 4 Fault

Definition:

1. The processor attempted to load or read the interrupt mask register in a system controller in which it did not have an interrupt mask assigned.
2. The processor issued an XEC system controller command to a system controller in which it did not have an interrupt mask assigned.
3. The processor issued a connect to a system controller port that is masked OFF.
4. The selected system controller is in TEST mode and a condition determined by certain system controller maintenance panel switches has been trapped.
5. An attempt was made to load a pointer register with packed pointer data in which the BITNO field value was greater than or equal to 60(8).

Use in Multics:

Entries in the LOT are packed pointers initialized with bit offset values that provoke a command fault.

Fault Type: (DF0) Segment

16 (DF0) Segment scu 540,* -> pds\$fim_data (70|60)
 tra 440,* -> fim\$primary_fault_entry (34|404)

Group 6 Fault

Definition:

A faulted segment descriptor word (SDW) or page table word (PTW) with the corresponding directed fault number has been fetched by the appending unit.

Use in Multics:

The only directed fault number ever found in SDWs in Multics is 0. A Directed Fault 0 always means a segment fault.

Fault Type: (FT2) Linkage

24 (FT2) Linkage scu 560,* -> pds\$fim_data (70|60)
 tra 460,* -> fim\$primary_fault_entry (34|404)

Group 5 Fault

Definition:

The corresponding indirect then tally variation has been detected during virtual address formation.

Use in Multics:

A Fault Tag 2 occurs when a pointer is used that contains octal 46 in the last six bits of the first word. All external references in Multics are made using links in the object segment. Such a link is a pointer with octal 46 as the tag. The linker is called to handle the fault by changing the link into a valid ITS pointer.

Fault Type: (FT2) Linkage

Machine Conditions For Signal Data At pds|140
Time Stored - 02/09/83 2212.7 hfh Wed (111511660664301450)

Pointer Registers

PR0 (ap) - 270|7120 >sll>bound_sss_wired_\$pll_operators_|1362
PR1 (ab) - 374|35642 >exl>continuum>bound_continuum_\$con_request_table_|0
PR2 (bp) - 244|13406 >pdd> BNLBLDfBBBBBBBB>stack_4|13406
PR3 (bb) - 244|13300 >pdd> BNLBLDfBBBBBBBB>stack_4|13300
PR4 (lp) - 257|35762 >pdd> BNLBLDfBBBBBBBB> BBBJMgfjDqdxCN.area.linker|35762
PR5 (lb) - 257|5552 >pdd> BNLBLDfBBBBBBBB> BBBJMgfjDqdxCN.area.linker|5552
PR6 (sp) - 244|13300 >pdd> BNLBLDfBBBBBBBB>stack_4|13300
PR7 (sb) - 244|0 >pdd> BNLBLDfBBBBBBBB>stack_4|0

Processor Registers

X0 - 51443 X1 - 14452 X2 - 36352 X3 - 36546 X4 - 1717 X5 - 0 X6 - 0 X7 - 36
A Register - 000006000000 Q Register - 000000000000 E Register - 0
Timer Register - 000004423 Ring Alarm Register - 0

SCU Data at pds|170

170 400374250041 000000000061 400257000046 000001462000
051501100200 036270000020 036270352020 400306352120

(FT2) Linkage Fault (61)

By: 374|51501 >exl>continuum>bound_continuum_\$continuum_command_|361
Referencing: 257|36270 >pdd> BNLBLDfBBBBBBBB> BBBJMgfjDqdxCN.area.linker|36270

On: cpu a (#0)

Indicators: cary, ^bar

APU Status: xsf, sd-on, pt-on, fap

CU Status:

CT Hold: n*

Instructions:

735176 036270 3520 20 epp2 36270,*
735177 4 00306 3521 20 epp2 pr4|306,*

Fault Type: Shutdown

0 Shutdown scu 500,* -> pds\$fim_data (70|60)
 tra 400,* -> fim\$onc_start_shut_entry (34|14)

Group 7 Fault

Definition:

An external power shutdown condition has been detected. DC POWER shutdown will occur in approximately one millisecond.

Fault Type: Op Not Complete

11 Op Not Complete scu 526,* -> pds\$fim_data (70|60)
tra 426,* -> fim\$onc_start_shut_entry (34|14)

Group 2 Fault

Any of the following will cause an operation not complete fault:

1. The processor has addressed a system controller to which it is not attached, that is, there is no main memory interface port having its ADDRESS ASSIGNMENT switches set to a value including the main memory address desired.
2. The addressed system controller has failed to acknowledge the processor.
3. The processor has not generated a main memory access request or a direct operand within 1 to 2 milliseconds and is not executing the Delay Until Interrupt Signal (dis) instruction.
4. A main memory interface port received a data strobe without a preceding acknowledgement from the system controller that it had received the access request.
5. A main memory interface port received a data strobe before the data previously sent to it was unloaded.

Fault Type: Op Not Complete

Machine Conditions For Fim Data At pds|60

Time Stored - 02/12/83 0312.5 hfe Sat (111514443375723610)

Pointer Registers

PR0 (ap) - 40|7120 bound_sss_wired_\$pll_operators_|1362
PR1 (ab) - 240|4512 >s11>stack_0.019|4512
PR2 (bp) - 240|1540 >s11>stack_0.019|1540
PR3 (bb) - 227|16006 tty_buf|16006
PR4 (lp) - 122|31131 bound_355_wired\$TTY_space_man|525
PR5 (lb) - 46|10 dn355_data|10
PR6 (sp) - 240|3140 >s11>stack_0.019|3140
PR7 (sb) - 240|1400 >s11>stack_0.019|1400

Processor Registers

X0 - 31121 X1 - 0 X2 - 777773 X3 - 500 X4 - 0 X5 - 0 X6 - 7 X7 - 460
A Register - 000000000000 Q Register - 000000000137 E Register - 0
Timer Register - 777766410 Ring Alarm Register - 1

SCU Data at pds|110

110 000122050011 000000000027 400300000006 000000000000
015671000200 001266000000 700001352106 700001352106

Op Not Complete Fault (27)

By: 122|15671 bound_355_wired\$fnp_multiplexer|4223

Referencing: 300|1266 CANNOT GET PATHNAME|1266

On: cpu a (#0)

Indicators: ^bar

APU Status: sd-on, pt-on, fabs

Instructions:

565416 7 00001 3521 06 epp2 pr7|1,q1
565

Fault Type: Startup

12 Startup scu 530,* -> pds\$fim_data (70|60)
 tra 430,* -> fim\$onc_start_shut_entry (34|14)

Group 1 Fault

Definition:

DC POWER has been truned on. When the POWER ON button is pressed, the processor is first initialized and then the startup fault is generated.

Fault Type: Parity

9 Parity scu 522,* -> pds\$fim_data (70|60)
 tra 422,* -> fim\$parity_entry (34|124)

Group 4 Fault

Definition:

1. The selected system controller has returned an illegal action signal with an illegal action code for one of the various main memory parity error conditions.
2. A cache memory data or directory parity error has occurred either for read, write, or block load. Cache status bits for the condition have been set in the cache mode register.
3. The processor has detected a parity error in the system controller interface port while either generating outgoing parity or verifying incoming parity.

Fault Type: Parity

Machine Conditions For Fim Data At pds|60
Time Stored - 03/06/83 1343.4 hfh Sun (111550652327420005)

Pointer Registers

PR0 (ap) - 76 240	prds 240
PR1 (ab) - 104 244	scs 244
PR2 (bp) - 75 60	pds 60
PR3 (bb) - 75 220	pds 220
PR4 (lp) - 15 312	ws_linkage 312
PR5 (lb) - 76 740	prds 740
PR6 (sp) - 76 1160	prds 1160
PR7 (sb) - 76 0	prds 0

Processor Registers

X0 - 46 X1 - 0 X2 - 124155 X3 - 0 X4 - 0 X5 - 127 X6 - 0 X7 - 777774
A Register - 000000000000 Q Register - 000000000000 E Register - 0
Timer Register - 000114573 Ring Alarm Register - 0

SCU Data at pds|110

110 000032750021 000000170023 000172000000 000000000000
001714001200 0000000000224 001714710200 001676352220

Parity Fault (23)

Illegal Action Code (17) - Data Parity (SCU -> Store)

By: 32|1714 bound_interceptors\$wired_fim|16

Referencing: 172|0 kst_seg|0

On: cpu a (#0)

Indicators: par, ^bar

APU Status: priv, xsf, sdwamm, sd-on, pt-on, fanp

CU Status: its

CT Hold: ic*

Instructions:

546016	001714 7102 00	tra	1714 interrupt inhibit
546017	001676 3522 20	epp2	1676,* interrupt inhibit

Fault Type: Store

1 Store scu 502,* -> pds\$signal_data (70|140)
 tra 402,* -> fim\$signal_entry (34|300)

Group 4 Fault

Definition:

The processor attempted to select a disabled port, an out-of-bounds address was generated in the BAR mode or absolute mode, or an attempt was made to access a store unit that was not ready.

Fault Type: Store

Machine Conditions For Signal Data At pds|140
Time Stored - 03/29/83 1507.9 hfe Tue (111605613135576571)

Pointer Registers

PR0 (ap) - 40|7120 bound_sss_wired_\$pll_operators_|1362
PR1 (ab) - 240|5000 >sll>stack_0.016|5000
PR2 (bp) - 76|100 prds|100
PR3 (bb) - 172|1000 kst_seg|1000
PR4 (lp) - 15|312 ws_linkage|312
PR5 (lb) - 144|13224 bound_system_faults\$lock|3162
PR6 (sp) - 240|3760 >sll>stack_0.016|3760
PR7 (sb) - 152|0 dirlockt_seg|0

Processor Registers

X0 - 2237 X1 - 4504 X2 - 2521 X3 - 777671 X4 - 2 X5 - 520 X6 - 514 X7 - 2747
A Register - 000000000000 Q Register - 000172013277 E Register - 0
Timer Register - 000137225 Ring Alarm Register - 0
SCU masks - 000240000043 000340000000
Fault Register - 000200000262 (\$CON B, CACHE-PAR IA)
(Illegal Action on CPU Port D: Store Not Ready (13))

SCU Data at pds|170

170 000032550023 000000130003 000240000217 000000000000
002747100200 013300000000 000000710217 000476710220

Store Fault (3)

Illegal Action Code (13) - Store Not Ready
By: 32|2747 bound_interceptors\$fim_util|315
Referencing: 240|13300 >sll>stack_0.016|13300
On: cpu c (#2)
Indicators: cary, ^bar
APU Status: priv, sdwamm, sd-on, pt-on, fanp
Instructions:
470576 000000 7102 17 tra 0,7 interrupt inhibit
470577 000476 7102 20 tra 476,* interrupt inhibit

Fault Type: Trouble

31 Trouble scu 576,* -> pds\$fim_data (70|60)
 tra 476,* -> fim\$primary_fault_entry (34|404)

Group 2 Fault

Definition:

The trouble fault is defined as the occurrence of a fault during the fetch or execution of a fault trap pair or interrupt trap pair. Such faults may be hardware generated (for example, operation not complete or parity), or operating system generated (e.g., the page containing a trap pair instruction operand is missing).

Fault Type: Trouble

Machine Conditions For Fim Data At pds|60
Time Stored - 03/29/83 1507.8 hfe Tue (111605613070163325)

Pointer Registers

PR0 (ap) - 270|7120 >s11>bound_sss_wired_\$pll_operators_|1362
PR1 (ab) - 244|104760 >pdd> BdbBCBpbBBBBBB>stack_4|104760
PR2 (bp) - 244|106760 >pdd> BdbBCBpbBBBBBB>stack_4|106760
PR3 (bb) - 422|61224 >pdd> BdbBCBpbBBBBBB> BBBJMlPcJljbLc.area.compose|61224
PR4 (lp) - 257|54074 >pdd> BdbBCBpbBBBBBB> BBBJMlPbxgCHhJ.area.linker|54074
PR5 (lb) - 427|367314 >pdd> BdbBCBpbBBBBBB> BBBJMlPcKDQCdK.area.compose|367314
PR6 (sp) - 244|102620 >pdd> BdbBCBpbBBBBBB>stack_4|102620
PR7 (sb) - 427|17524 >pdd> BdbBCBpbBBBBBB> BBBJMlPcKDQCdK.area.compose|17524

Processor Registers

X0 - 1757 X1 - 102104 X2 - 32 X3 - 777732 X4 - 2 X5 - 0 X6 - 61 X7 - 2140
A Register - 000000000001 Q Register - 777777777777 E Register - 0
Timer Register - 000037651 Ring Alarm Register - 1
Fault Register - 010000000000 (OOB)

SCU Data at pds|110

110 000032550022 000000130077 000000000000 000000000000
002747100200 013300000000 000000000000 000000000000

Trouble Fault (77)

Illegal Action Code (13) - Store Not Ready
By: 32|2747 bound_interceptors\$fim_util|315
Referencing: 0|13300 dseg|13300
On: cpu a (#0)
Indicators: cary, ^bar
APU Status: priv, sdwamm, sd-on, pt-on, fanp
Instructions:
470516 000000 0000 00 0
470517 000000 0000 00 0

Fault Type: Directed Fault 2

18 Directed Fault 2 scu 544,* -> pds\$signal_data (70|140)
tra 444,* -> fim\$signal_entry (34|300)

Group 6 Fault

Definition:

A faulted segment descriptor word (SDW) or page table word (PTW) with the corresponding directed fault number has been fetched by the appending unit.

Fault Type: Directed Fault 3

19 Directed Fault 3 scu 546,* -> pds\$signal_data (70|140)
tra 446,* -> fim\$signal_entry (34|300)

Group 6 Fault

Definition:

A faulted segment descriptor word (SDW) or page table word (PTW) with the corresponding directed fault number has been fetched by the appending unit.

Fault Type: Derail

6 Derail scu 514,* -> pds\$signal_data (70|140)
 tra 414,* -> fim\$drl_entry (34|30)

Group 5 Fault

Definition:

The Derail instruction has been decoded.

Use in Multics:

Certain supervisor programs execute a DRL instruction rather than calling syserr to provoke a system crash.

Fault Type: Derail

Bootload CPU Registers at Time of Dump

Pointer Registers

PR0 (ap) - 76|240 prds|240
PR1 (ab) - 104|245 scs|245
PR2 (bp) - 76|240 prds|240
PR3 (bb) - 1|0 fault_vector|0
PR4 (lp) - 15|312 ws_linkage|312
PR5 (lb) - 76|320 prds|320
PR6 (sp) - 76|1160 prds|1160
PR7 (sb) - 76|0 prds|0

Processor Registers

X0 - 3036 X1 - 2561 X2 - 164654 X3 - 0 X4 - 0 X5 - 1770 X6 - 0 X7 - 0
A Register - 010340657200 Q Register - 010011630200 E Register - 0
Timer Register - 767652141 Ring Alarm Register - 0
Descriptor Segment Base Register - 035444700000 017770000024
Mode Register - 000000000021
Cache Mode Register - 177532005003

SCU Data

3540 000032450001 000000000015 000032000000 000000000000
003146101200 000000000000 000000002200 000000002200

Derail Fault (15)

By: 32|3146 bound_interceptors\$sys_trouble|132

Referencing: 32|0 bound_interceptors\$fim|0

On: cpu a (#0)

Indicators: cary, par, ^bar

APU Status: priv, sd-on, pt-on

Instructions:

3546 000000 0022 00 drl 0 interrupt inhibit
3547 000000 0022 00 drl 0 interrupt inhibit

Fault Type: MME 1

2 MME 1

scu 504,* -> pds\$signal_data (70|140)
tra 404,* -> fim\$signal_entry (34|300)

Group 5 Fault

Definition:

The corresponding Master Mode Entry instruction has been decoded.

Fault Type: Fault Tag 1

3 Fault Tag 1 scu 506,* -> pds\$signal_data (70|140)
 tra 406,* -> fim\$signal_entry (34|300)

Group 5 Fault

Definition:

The corresponding indirect then tally variation has been detected during virtual address formation.

Use in Multics:

A Fault Tag 1 occurs when a pointer is used that contains octal 40 in the last six bits of the first word. There is no normal use of a Fault Tag 1 fault. It is almost always the result of a reference to an uninitialized pointer. Because the most common ASCII character is octal 040 (a blank), an uninitialized pointer frequently has a tag of 40 if there was previously ASCII data in the zone used as a pointer. For this reason the error message when a Fault Tag 1 is signalled in the user process says "ASCII data where pointer expected."

Fault Type: Lockup

7 Lockup scu 516,* -> pds\$signal_data (70|140)
 tra 416,* -> fim\$signal_entry (34|300)

Group 4 Fault

The program is in a code sequence which has inhibited sampling for interrupts (whether present or not) and group 7 faults for longer than the prescribed time. In absolute mode or privileged mode the lockup time is 32 milliseconds. In normal mode or BAR mode the lockup time is specified by the setting for the lockup time in the cache mode register. The lockup time is program settable to 2, 4, 8, or 16 milliseconds.

While in absolute mode or privileged mode the lockup fault is signalled at the end of the time limit set in the lockup timer but is not recognized until the 32 millisecond limit. If the processor returns to normal mode or BAR mode after the fault has been signalled but before the 32 millisecond limit, the fault is recognized before any instruction in the new mode is executed.

Fault Type: Lockup

Machine Conditions For Signal Data At pds|140
Time Stored - 03/26/83 1429.1 hfh Sat (111602011334057774)

Pointer Registers

PR0 (ap) - 67|1136 inzr_stk0|1136
PR1 (ab) - 104|247 scs|247
PR2 (bp) - 75|60 pds|60
PR3 (bb) - 75|220 pds|220
PR4 (lp) - 15|312 ws_linkage|312
PR5 (lb) - 76|340 prds|340
PR6 (sp) - 77777|1 NULL POINTER
PR7 (sb) - 67|0 inzr_stk0|0

Processor Registers

X0 - 42 X1 - 2561 X2 - 350 X3 - 4 X4 - 0 X5 - 32 X6 - 0 X7 - 0
A Register - 500000154700 Q Register - 000000000000 E Register - 0
Timer Register - 777737756 Ring Alarm Register - 0

SCU Data at pds|170

170 000032450001 000000000017 000076000000 000000566000
002651101200 002642000000 500000154600 200044716300

Lockup Fault (17)

By: 32|2651 bound_interceptors\$fim_util|217

Referencing: 76|2642 prds|2642

On: cpu a (#0)

Indicators: cary, par, ^bar

APU Status: priv, sd-on, pt-on

Instructions:

411176 500000 1546 00 sptr -300000 interrupt inhibit
411177 2 00044 7163 00 xec pr2|44 interrupt inhibit

EIS Pointers and Lengths

210 000400000000 000400000000 001763000000 756077777735
000000000000 0000777777670 002005000000 000077777735

Fault Type: Illegal Procedure

10 Illegal Procedure scu 524,* -> pds\$signal_data (70|140)
 tra 424,* -> fim\$signal_entry (34|300)

Group 5 Fault

Definition:

1. An illegal operation code has been decoded or an illegal instruction sequence has been encountered.
2. An illegal modifier or modifier sequence has been encountered during virtual address formation.
3. An illegal address has been given in an instruction for which the ADDRESS field is used for register selection.
4. An attempt was made to execute a privileged instruction in normal mode or BAR mode.
5. An illegal digit was encountered in a decimal numeric operand.
6. An illegal specification was found in an EIS operand descriptor.

The conditions for the fault will be set in the fault register, word 1 of the Control Unit Data, or in both.

Fault Type: Illegal Procedure

Machine Conditions For Signal Data At pds|140
Time Stored - 02/21/83 1235.6 hfh Mon (111530333460565000)

Pointer Registers

PR0 (ap) - 75|560 pds|560
PR1 (ab) - 221|260 syserr_daemon_stack|260
PR2 (bp) - 76|1660 prds|1660
PR3 (bb) - 17|0 sst_seg|0
PR4 (lp) - 15|762 ws_linkage|762
PR5 (lb) - 15|762 ws_linkage|762
PR6 (sp) - 76|1420 prds|1420
PR7 (sb) - 76|0 prds|0

Processor Registers

X0 - 10 X1 - 1110 X2 - 352 X3 - 200000 X4 - 1 X5 - 0 X6 - 2677 X7 - 2702
A Register - 120000106664 Q Register - 000000000000 E Register - 0
Timer Register - 000044167 Ring Alarm Register - 0
Fault Register - 400000000000 (ILL OP)

SCU Data at pds|170

170 000035450001 200000000025 000035000020 000000000000
003042500200 010000000000 010001000220 000005220100

Illegal Procedure Fault (25), Illegal Op Code

By: 35|3042 bound_page_control\$post_purge|156
Referencing: 35|10000 bound_page_control\$pc|146
On: cpu a (#0)

Indicators: zero, cary, ^bar
APU Status: priv, sd-on, pt-on

Instructions:

667776 010001 0002 20 10001,* interrupt inhibit
667777 0 00005 2201 00 ldx0 pr0|5

Fault Type: Illegal Procedure

Machine Conditions For Signal Data At pds|140
Time Stored - 03/29/83 1508.0 hfe Tue (111605613146467522)

Pointer Registers

PR0 (ap) - 40|7120 bound_sss_wired_\$p11_operators_|1362
PR1 (ab) - 230|5540 tty_buf|5540
PR2 (bp) - 230|30354 tty_buf|30354
PR3 (bb) - 46|100 dn355_data|100
PR4 (lp) - 122|2463 bound_355_wired\$dn355|2463
PR5 (lb) - 230|27344 tty_buf|27344
PR6 (sp) - 76|1260 prds|1260
PR7 (sb) - 5|410 dn355_mailbox|410

Processor Registers

X0 - 2500 X1 - 2040 X2 - 245576 X3 - 245560 X4 - 1730 X5 - 1104 X6 - 2254 X7 - 1300
A Register - 400000000000 Q Register - 000000000102 E Register - 0
Timer Register - 000364003 Ring Alarm Register - 1
Fault Register - 400000000000 (ILL OP)

SCU Data at pds|170

170 000122050001 200000000025 000122000000 000000000000
002500300200 000000000000 000000000000 000000000000

Illegal Procedure Fault (25), Illegal Op Code

By: 122|2500 bound_355_wired\$dn355|2500
Referencing: 122|0 bound_355_wired\$dn355|0
On: cpu a (#0)

Indicators: neg, cary, ^bar

APU Status: sd-on, pt-on

Instructions:

275276 000000 0000 00 0
275277 000000 0000 00 0

Fault Type: Overflow

13 Overflow scu 532,* -> pds\$signal_data (70|140)
 tra 432,* -> fim\$signal_entry (34|300)

Group 3 Fault

Definition:

An arithmetic overflow, exponent overflow, exponent underflow, or EIS truncation fault has been generated. The generation of this fault is inhibited when the overflow mask indicator is ON. Resetting of the overflow mask indicator to OFF does not generate a fault from previously set indicators. The overflow mask state does not affect the setting, testing or storing of indicators. The determination of the specific overflow condition is by indicator testing by the operating supervisor.

Fault Type: Overflow

Time Stored - 03/31/83 1752.0 hfe Thu (111610333767301724)

Pointer Registers

PR0 (ap) - 40|7120 bound_sss_wired_\$p11_operators_|1362
PR1 (ab) - 230|34220 tty_buf|34220
PR2 (bp) - 240|3520 >s11>stack_0.011|3520
PR3 (bb) - 240|1420 >s11>stack_0.011|1420
PR4 (lp) - 123|13240 bound_uncp_wired
PR5 (lb) - 240|1424 >s11>stack_0.011|1424
PR6 (sp) - 240|3140 >s11>stack_0.011|3140
PR7 (sb) - 240|3512 >s11>stack_0.011|3512

Processor Registers

X0 - 33115 X1 - 3560 X2 - 777773 X3 - 500 X4 - 0 X5 - 4 X6 - 7 X7 - 500
A Register - 400000000000 Q Register - 000000000000 E Register - 0
Timer Register - 000115235 Ring Alarm Register - 0
SCU masks - 000240000043 003140000000

SCU Data at >s11>stack_0.011|4010

4010 000123050011 000000000033 000244000200 000000000000
014244340200 004136000000 000033735000 000011236007

Overflow Fault (33)

By: 123|14244 bound_uncp_wired
Referencing: 244|4136 >pdd> BxbBDCXbBBBBBB>stack_4|4136
On: cpu c (#2)
Indicators: neg, cary, ovfl, ^bar
APU Status: sd-on, pt-on, fabs
Instructions:
570716 000033 7350 00 als 33
570

Fault Type: Misc

Divide Check

14 Divide Check scu 534,* -> pds\$signal_data (70|140)
 tra 434,* -> fim\$signal_entry (34|300)

Group 3 Fault

Definition:

A divide check fault occurs when the actual division cannot be carried out for one of the reasons specified with individual divide instructions.

Fault Type: MME 2

21 MME 2 scu 552,* -> pds\$signal_data (70|140)
 tra 452,* -> fim\$signal_entry (34|300)

Group 5 Fault

Definition:

The corresponding Master Mode Entry instruction has been decoded.

Fault Type: MME 3

22 MME 3 scu 554,* -> pds\$signal_data (70|140)
 tra 454,* -> fim\$signal_entry (34|300)

Group 5 Fault

Definition:

The corresponding Master Mode Entry instruction has been decoded.

Fault Type: Misc

Fault Type: MME 4

23 MME 4 scu 556,* -> pds\$signal_data (70|140)
 tra 456,* -> fim\$signal_entry (34|300)

Group 5 Fault

Definition:

The corresponding Master Mode Entry instruction has been decoded.

Fault Type: Fault Tag 3

25 Fault Tag 3 scu 562,* -> pds\$signal_data (70|140)
 tra 462,* -> fim\$signal_entry (34|300)

Group 5 Fault

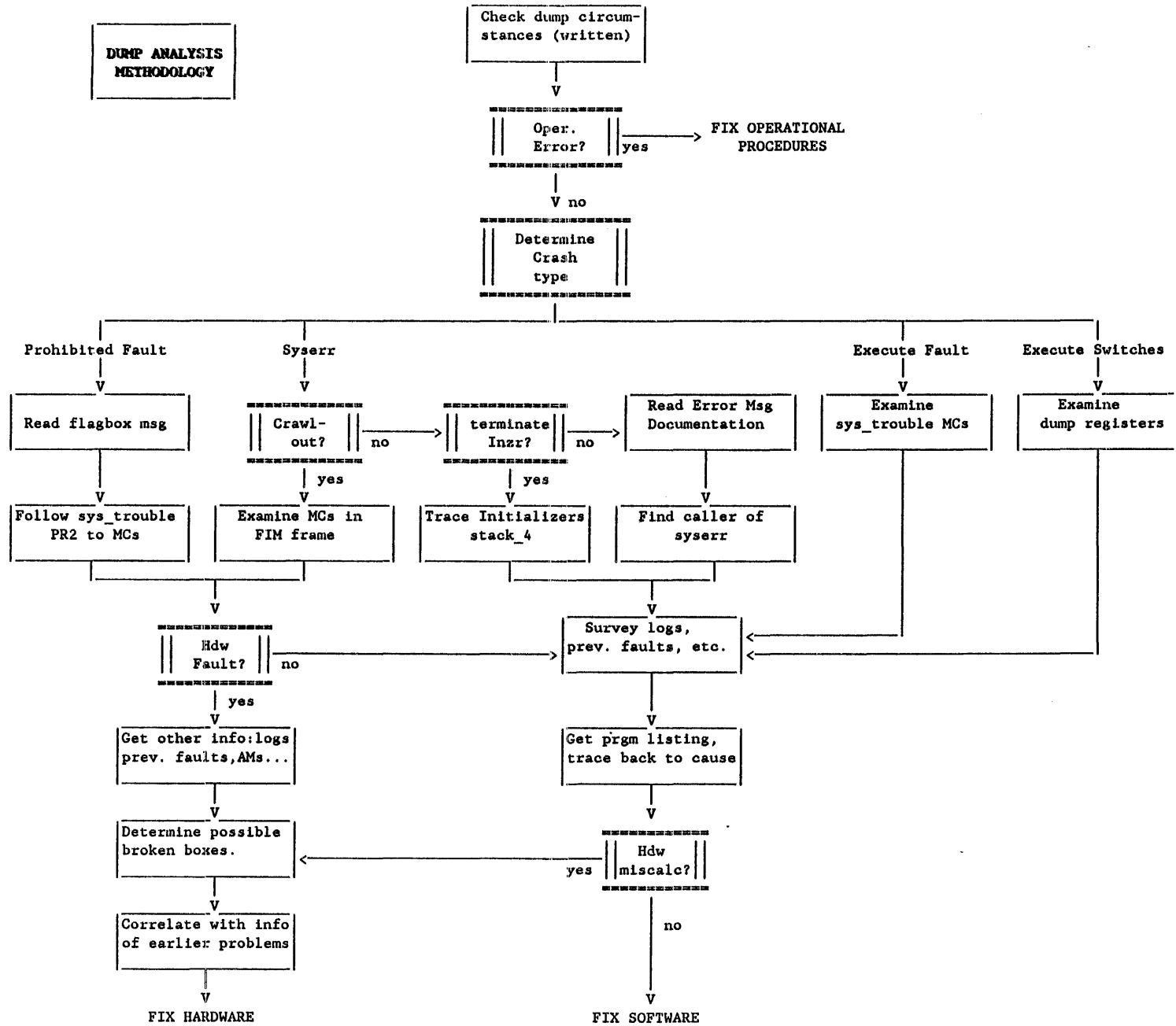
Definition:

The corresponding indirect then tally variation has been detected during virtual address formation.

INTERRUPT TYPES

		IOM NUMBER				
		A	B	C	D	
L E V E L S	0	0	1	2	3	Not used by IOMs; used by CPU to start another CPU
	1	4	5	6	7	System Fault: Error condition in IOM not reportable against a channel.
	2	8	9	10	11	
	3	12	13	14	15	- Terminate interrupt: I/O completion
	4	16	17	18	19	
	5	20	21	22	23	- Marker interrupt: progress through I/O.
	6	24	25	26	27	
	7	28	29	30	31	- Special interrupt: device condition not resulting from I/O request.

**DUMP ANALYSIS
METHODOLOGY**



```
/* BEGIN INCLUDE FILE ... apte.incl.pl1 */
```

```
/* Modified 1984-11-11 by E. Swenson for IPC event channel validation. */
```

```
dcl aptep pointer;
```

```
dcl 1 apte based (aptep) aligned,
  2 thread unaligned,
  3 fp bit (18),
  3 bp bit (18),
  2 flags unaligned,
  3 mbz bit (1),
  3 wakeup_waiting bit (1),
  3 stop_pending bit (1),
  3 pre_empted bit (1),
  3 hproc bit (1),
  3 loaded bit (1),
  3 eligible bit (1),
  3 idle bit (1),
  3 interaction bit (1),
  3 pre_empt_pending bit (1),
  3 default_procs_required bit (1),
  3 realtime_burst bit (1),
  3 always_loaded bit (1),
  3 dbr_loaded bit (1),
  3 being_loaded bit (1),
  3 shared_stack_0 bit (1),
  3 page_wait_flag bit (1),
  3 firstsw bit (1),
  3 state bit (18),
  2 page_faults fixed bin (35),
  2 processid bit (36),

  2 te fixed bin (35),
  2 ts fixed bin (35),
  2 ti fixed bin (35),
  2 timax fixed bin (35),
```

```
/* APT entry declaration for an active (known) process */
/* List thread */
/* Forward pointer */
/* Backward pointer */
/* Flags and miscellaneous */
/* This bit must be zero (sentinel bit) */
/* ON if process has received wakeup */
/* ON if process has received stop connect */
/* ON if process is being pre-empted by get_processor */
/* ON if process is hardcore process */
/* ON if required per-process pages are in memory and wired */
/* ON if process is eligible */
/* ON if this is an idle process */
/* ON if process has interacted recently */
/* ON if process has received pre-empt connect */
/* ON if apte.procs_required is system default */
/* ON if next eligibility is realtime */
/* ON if process is not to be unloaded */
/* ON if DBR is loaded on some CPU */
/* ON if somebody loading this process */
/* ON if a shared stack_0 is assigned */
/* flag ON if waiting for page */
/* OFF until process is intialized */
/* execution state */
/* total page faults for the process */
/* bit 0-17: offset of ATPE */
/* bit 18-35: sequential number */
/* virtual time since eligibility award */
/* virtual time since scheduling */
/* virtual time since interaction */
/* maximum value allowed for apte.ti */
```

```
/* * * * * * */
```

```
2 ipc_pointers unaligned,
  3 event_thread bit (18),
  3 pad3 bit (18),
  2 ips_message bit (36),
  2 astepts unaligned,
  3 pds bit (18),
  3 dseg bit (18),
  3 prds bit (18),
  2 savex7 bit (18) unaligned,
  2 term_processid bit (36),
```

```
/* relative pointer to ITT list */

/* IPS signals pending */
/* relative ASTE pointers */
/* PDS (per-process) */
/* DSEG (per-process) */
/* PRDS (per-processor) */
/* x7 at call to getwork (return point in pxss) */
/* process to send wakeup at temination */
```

```

2 lock_id bit (36),
2 time_used_clock fixed bin (71),
/* File System unique ID associated with process */
/* Total CPU time when process last lost CPU */

/* * * * * * */

2 wait_event bit (36) aligned,
2 wct_index bit (18) unaligned,
2 flags2 unaligned,
3 priority_scheduling bit (1),
3 special_wakeups bit (6),
3 pad7 bit (7),
3 batch bit (1),
3 pr_tag bit (3),
2 state_change_time fixed bin (71),
2 alarm_event fixed bin (71),
2 alarm_time_thread bit (18) unaligned,
2 alarm_time bit (54) unaligned,
/* Event ID process awaiting */
/* rel offset of WCTE */
/* ON if guaranteed eligibility */
/* Special wakeup channels */
/* ON if absentee */
/* CPU tag running or last run */
/* Time apte.state last changed */
/* wakeup event for alarm clock manager */
/* thread of processes with pending alarms */
/* wakeup time for alarm */

/* * * * * * */

2 term_channel fixed bin (71),
2 ws_size fixed bin,
2 temax fixed bin (35),
2 deadline fixed bin (71),
2 lock bit (18) unaligned,
2 unusable bit (18) unaligned,
2 cpu_monitor fixed bin (35),
2 paging_measures fixed bin (71),
2 access_authorization bit (72),
2 dbr fixed bin (71),
/* wakeup event for account overflow */
/* working set estimate for the process */
/* maximum eligibility slice (vcpu) */
/* time of next run */
/* 0 => APTE locked, unlocked => return point of last unlock */
/* locking routines destroy */
/* if not 0, send wakeup to term_processid when virtual cpu
reaches this (units = 1/1024 sec) */
/* cumulative memory units */
/* authorization of this process */
/* DBR value (constant since DSEG entry-held) */

2 virtual_cpu_time fixed bin (71),
2 ittes_sent fixed bin (18),
2 ittes_got fixed bin (18),
/* cumulative virtual CPU time for the process */
/* Unprocessed ITTs sent by this process */
/* Unprocessed ITTs received by this process */

/* Cells used to drive and instrument finite-state model for response time
measurement. Maintained by meter_response_time */

2 current_response_state fixed bin (17) unaligned,
2 pad18 bit (18) unaligned,
2 number_processing fixed bin (35),
2 last_response_state_time fixed bin (71),
2 total_processing_time fixed bin (71),
/* Process state in modle */
/* Number interactions */
/* Clock time at last response state change */
/* Total interaction processing time */

/* * * * * * */

2 begin_interaction_vcpu fixed bin (71),
/* Virtual cpu at beginning of last interaction */

/* End of cells for finite-state model */

2 saved_temax fixed bin (35),
2 procs_required bit (8) unaligned,
2 pad4 bit (28) unaligned,
2 ipc_r_offset fixed bin (18) unsigned,
2 ipc_r_factor fixed bin (35) unsigned,
/* temax at eligibility award */
/* bit mask of CPUs this process can run */

```

```
2 apad (10) fixed bin (35);  
/* END INCLUDE FILE ... apte.incl.pl1 */
```

```

/* BEGIN INCLUDE FILE ...aste.incl.pl1 ... */

/* Template for an AST entry. Length = 12 words. */

/* Words 0 to 7, and 11 are read by PC; they are read and modified by SC.
   Words 8, 9 and 10 are modified by PC; they should never be modified without locking the PC lock */
/* Modified January 1985 by Keith Loeper for multi_class. */

dcl  astep ptr;

dcl 1 aste based (astep) aligned,

    (2 fp bit (18),          /* forward used list rel pointer */
     2 bp bit (18),          /* backward used list rel pointer */

     2 infl bit (18),        /* ptr to NEXT in list of ASTE's of my brothers */
     2 infp bit (18),        /* ptr to FIRST in list of ASTE's of my children */

     2 strp bit (18),        /* rel pointer to process trailer */
     2 par_astep bit (18),   /* rel pointer to parent aste */

     2 uid bit (36),         /* segment unique id */

     2 msl bit (9),          /* maximum segment length in 1024 word units */
     2 pvtx fixed bin (8),   /* physical volume table index */
     2 vtocx fixed bin (17), /* vtoc entry index */

     2 usedf bit (1),        /* ast entry is being used if non-zero */
     2 init bit (1),         /* used bit - insure 1 lap */
     2 gtus bit (1),         /* global transparent usage switch */
     2 gtms bit (1),         /* global transparent modified switch */
     2 hc bit (1),           /* hard core segment */
     2 hc_sdw bit (1),       /* aste with sdw for hardcore seg if non-zero */
     2 any_access_on bit (1), /* any sdw allows access, unless write_access_on */
     2 write_access_on bit (1), /* any sdw allows write access */
     2 inhibit_cache bit (1), /* flag not to reset above bits */
     2 explicit_deact_ok bit (1), /* set if user can deactivate seg */
     2 deact_error bit (1),  /* set if error occurred while deactivating */
     2 hc_part bit (1),      /* set if pages are in a hardcore partition */
     2 fm_damaged bit (1),   /* set if filemap checksum was ever bad */
     2 multi_class bit (1),  /* set if page_control should watch state changes to this segment */
     2 pad1 bit (2),         /* OO */
     2 dius bit (1),         /* dumper in use switch */
     2 nid bit (1),          /* if on prevents addition to incremental dump map */

     2 dmpr_pad bit (1),
     2 ehs bit (1),          /* entry hold switch */
     2 nqsw bit (1),         /* no quota switch - no checking for pages of this seg */
     2 dirsw bit (1),        /* directory switch */
     2 master_dir bit (1),   /* master dir - a root for the log volume */
     2 volmap_seg bit (1),   /* volmap_seg for some volume */

```



```

2 tqsw (0:1) bit (1), /* terminal quota switch - (0) for non dir pages */
2 pad_ic bit (10), /* Used to be aste.ic */

2 dtu bit (36), /* date and time segment last used */

2 dtm bit (36), /* date and time segment last modified */

2 quota (0:1) fixed bin (18) unsigned, /* sec storage quota - (0) for non dir pages */
2 used (0:1) fixed bin (18) unsigned, /* sec storage used - (0) for non dir pages */

2 csl bit (9), /* current segment length in 1024 words units */
2 fmchanged bit (1), /* turned on by page if file map changed */
2 fms bit (1), /* file modified switch */
2 npfs bit (1), /* no page fault switch */
2 gtpd bit (1), /* global transparent paging device switch */
2 dnzp bit (1), /* don't null out if zero page switch */
2 per_process bit (1), /* use master quota for this entry */
2 ddnp bit (1), /* don't deposit nulled pages */
2 pad2 bit (2),
2 records bit (9), /* number of records used by the seg in sec storage */
2 np bit (9), /* number of pages in core */

2 ht_fp bit (18), /* hash table forward rel pointer */
2 fmchanged1 bit (1), /* value of "fmchanged" saved by pc$get_file_map */
2 damaged bit (1), /* PC declared segment unusable */
2 pack_ovfl bit (1), /* page fault on seg would cause pack overflow */
2 synchronized bit (1), /* Data Management synchronized segment */
2 pad3 bit (6), /* 00000000 */
2 ptsi bit (2), /* page table size index */
2 marker bit (6) unaligned; /* marker to indicate last word of ASTE */

dcl asta (0 : 8000) bit (36*12 /* sst-> sst.astesize */) based aligned;

dcl 1 aste_part aligned based (astep),

2 one bit (36) unaligned, /* fp and bp */
2 two bit (36*11 - 8) unaligned, /* part that has to be zeroed when ASTE is freed */
2 three bit (8) unaligned; /* ptsi and marker */

dcl 1 seg_aste based (astep) aligned, /* Overlay because quota is only for dirs */
2 pad1 bit (8*36),
2 usage fixed bin (35), /* page fault count: overlays quota */
2 pad2 bit (3*36);

/* END INCLUDE FILE ... aste.incl.pl1 */

```

```

/* BEGIN INCLUDE FILE ... bos_dump.incl.pl1 ... */
/* Modified 1 September 1976 */
/* Modified 11/11/80 by J. A. Bush for the DPS8/70M CPU */
/* Modified 6/12/81 by Rich Coppola to extend the dps8 extended fault reg to
15 bits */
/* Modified 02/23/81, W. Olin Sibert, to describe old and new FDUMP styles */

dcl dumpptr ptr; /* pointer to following structure */

dcl 1 dump based (dumpptr) aligned, /* header of dump by fdump */
    2 dump_header aligned like dump_header,

    2 segs (1008), /* segment array */
        3 segno bit (18) unal, /* segment number */
        3 length bit (18) unal, /* length of segment in sector sized blocks */

    2 amptwregs (0 : 63) bit (36), /* assoc. mem. page table word regs */
    2 amptwptrs (0 : 63) bit (36), /* assoc. mem. page table word pointers */
    2 amsdwregs (0 : 63) bit (72), /* assoc. mem. segment descriptor word registers */
    2 amsdwptrs (0 : 63) bit (36), /* assoc. mem. segment descriptor word pointers */

    2 ouhist (0 : 63) bit (72), /* operations unit history registers */
    2 cuhist (0 : 63) bit (72), /* control unit history registers */
    2 duhist (0 : 63) bit (72), /* decimal unit history registers */
    2 auhist (0 : 63) bit (72), /* appending unit history registers */

    2 prs (0 : 7) ptr, /* pointer registers */

    2 regs aligned like dump_registers, /* assorted machine registers */

    2 low_order_port bit (3), /* from which clock is read */
    2 pad4 bit (36),
    2 mctime fixed bin (52), /* time conditions were taken */
    2 pad5 (0 : 3) bit (36),

    2 misc_registers like dump_misc_registers, /* Assorted registers & processor data */

    2 ptrlen (0 : 7) bit (36), /* pointers and lengths for EIS */

    2 coreblocks (0 : 7),
        3 num_first bit (18) unal, /* first addr in coreblock */
        3 num_blocks bit (18) unal, /* number of blocks used */
    2 pad7 (112) fixed bin;

dcl 1 dump_header aligned based, /* Standard header for FDUMP */
    2 words_dumped fixed bin (35), /* total words in dump */
    2 valid bit (1), /* = 1 if there is a 6180 dump to be had */
    2 time fixed bin (71), /* time of dump */

```

```

2 erfno fixed bin (18),
2 num_segs fixed bin,
2 valid_355 bit (1),
2 dumped_355s bit (4),
2 time_355 fixed bin (71),
2 version fixed bin,
2 pad0 (5) fixed bin;

dcl 1 dump_registers aligned based,
(2 x (0 : 7) bit (18),
2 a bit (36),
2 q bit (36),
2 e bit (8),
2 pad2 bit (28),
2 t bit (27),
2 pad3 bit (6),
2 ralr bit (3)) unaligned;

dcl 1 dump_misc_registers aligned based,
2 scu (0 : 7) bit (36),
2 mcm (0 : 7) bit (72),
2 dbr bit (72),
2 intrpts bit (36),
2 bar bit (36),
2 modereg bit (36),
2 cmodereg bit (36),
2 faultreg bit (36),
2 ext_fault_reg bit (15) unaligned,
2 pad6 bit (21) unaligned;

dcl 1 v1_dump aligned based (dumpptr),
2 dump_header aligned like dump_header,

2 segs (688),
3 segno bit (18) unal,
3 length bit (18) unal,

2 amsdwregs (0 : 15) bit (72),
2 amsdwptrs (0 : 15) bit (36),
2 amptwregs (0 : 15) bit (36),
2 amptwptrs (0 : 15) bit (36),
2 pad1 (0 : 15) bit (36),

2 ouhist (0 : 15) bit (72),
2 cuhist (0 : 15) bit (72),
2 auhist (0 : 15) bit (72),
2 duhist (0 : 15) bit (72),

2 prs (0 : 7) ptr,

2 regs aligned like dump_registers,

2 mctime fixed bin (52),
2 pad4 (0 : 5) bit (36),

/* Error Report Form Number */
/* number of segments dumped */
/* = 1 if there is a dn355 dump to be had */
/* indicates which 355s were dumped */
/* time of 355 dump */
/* currently 2 */
/* pad0 to 16 words */

/* Standard (SREG) arrangement of registers in dump */
/* index registers */
/* the a register */
/* the q register */
/* the e register */
/* pad */
/* timer register */
/* pad */
/* ring alarm register */

/* from store control unit instr. */
/* memory controller masks every 64 K */
/* descriptor segment base register */
/* interrupts */
/* base address register */
/* mode register */
/* cache mode register */
/* fault register */
/* DFS8 extended fault register */

/* Old version of FDUMP (pre March, 1981) */

/* segment array */
/* segment number */
/* length of segment in sector sized blocks */

/* assoc. mem. segment descriptor word registers */
/* assoc. mem. segment descriptor word pointers */
/* assoc. mem. page table word regs */
/* assoc. mem. page table word pointers */

/* operations unit history registers */
/* control unit history registers */
/* appending unit history registers */
/* decimal unit history registers */

/* pointer registers */

/* assorted machine registers */

/* time conditions were taken */

```

```
2 misc_registers aligned like dump_misc_registers,      /* Assorted registers */

2 pad5 bit (36),
2 ptrlen (0 : 7) bit (36),                             /* pointers and lengths for EIS */
2 pad6 (15) bit (36),
2 low_order_port bit (3),                               /* from which clock was read */

2 coreblocks (0 : 7),
  3 num_first bit (18) unal,                            /* first addr in coreblock */
  3 num_blocks bit (18) unal;                          /* number of blocks used */

dcl DUMP_VERSION_1 fixed bin internal static options (constant) init (1);
dcl DUMP_VERSION_2 fixed bin internal static options (constant) init (2);

/* END INCLUDE FILE ... bos_dump.incl.pl1 ... */
```

```
/* BEGIN INCLUDE FILE cmp.incl.pl1 --- October 1982 */
/* Note: This include file has an ALM counterpart NOT made with cif (for historical reasons). Keep it up to date */

dcl cmep ptr; /* pointer to core map entry */

dcl 1 cme based (cmep) aligned, /* core map entry */
    2 fp bit (18) unaligned, /* forward pointer to next entry */
    2 bp bit (18) unaligned, /* backward pointer to previous entry */

    2 devadd bit (22) unaligned, /* device address of page in the core block */
    2 pad5 bit (1) unaligned,
    2 synch_held bit (1) unaligned, /* Page of synchronized seg held in memory */
    2 io bit (1) unaligned, /* input/output indicator 1=output, 0=input */
    2 pad2 bit (1) unaligned,
    2 er bit (1) unaligned, /* indicates error in previous IO activity */
    2 removing bit (1) unaligned, /* core is being removed by reconfiguration */
    2 abs_w bit (1) unaligned, /* absolute address must not be changed for page */
    2 abs_usable bit (1) unaligned, /* page may be assigned with fixed absolute address */
    2 notify_requested bit (1) unaligned, /* notify requested on I/O completion */
    2 pad3 bit (1) unaligned,
    2 phm_hedge bit (1) unaligned, /* on => pc$flush_core ought write. */
    2 contr bit (3) unaligned, /* controller in which core block is located */

    2 ptwp bit (18) unaligned, /* pointer to page table word for the page */
    2 astep bit (18) unaligned, /* relative AST entry pointer of page */
    2 pin_counter fixed bin (17) unaligned, /* number of times to skip eviction */
    2 synch_page_entryp bit (18) unaligned; /* xelp to synch page entry */

dcl 1 cma (0: 1) based aligned like cme; /* Core map array */

dcl 1 mcme based (cmep) aligned, /* core map entry for extracting DID */
    2 pad bit (36) unaligned,
    2 record_no bit (18) unaligned, /* record number of device */
    2 add_type bit (4) unaligned, /* see add_type.incl.pl1 */
    2 flags bit (14) unal,
    2 pad1 bit (18) unal;

/* END INCLUDE FILE cmp.incl.pl1 */
```

dir_acl.incl.pl1

segment in: >ldd>include
entry modified: 06/21/85 1913.7

contents modified: 04/29/76 1048.9

```
/* BEGIN INCLUDE FILE ... dir_acl.incl.pl1 ... last modified Nov 1975 for nss */

/* Template for an ACL entry. Length = 8 words */

dcl aclep ptr;

dcl 1 acl_entry based (aclep) aligned,          /* length is 8 words */
    2 frp bit(18) unaligned,                    /* rel ptr to next entry */
    2 brp bit(18) unaligned,                    /* rel ptr to previous entry */

    2 type bit (18) unaligned,                  /* type = dir acl */
    2 size fixed bin (17) unaligned,           /* size of acl entry */

    2 name unaligned,                           /* user name associated with this ACL entry */
        3 pers_rp bit(18) unaligned,           /* name of user */
        3 proj_rp bit(18) unaligned,          /* project of user */
        3 tag char(1) unaligned,              /* tag of user */
    2 mode bit (3) unaligned,                   /* mode for userid */
    2 pad24 bit(24) unaligned,

    2 ex_mode bit(36),                          /* extended access modes */

    2 checksum bit (36),                        /* checksum from acl_entry.name */
    2 owner bit (36);                           /* uid of owning entry */

/* Template for a person or project name on ACL. Length = 14 words. */

dcl 1 access_name aligned based,                /* person or project name */
    2 frp bit(18) unaligned,                    /* rel ptr to next name structure */
    2 brp bit(18) unaligned,                    /* rel ptr to prev name structure */

    2 type bit (18) unaligned,                  /* type = access name */
    2 size fixed bin (17) unaligned,           /* size of access name */

    2 salv_flag fixed bin(17) unaligned,        /* used by salvager to check for ascii names */
    2 usage fixed bin(17) unaligned,           /* number of ACL entries that refer to this name */

    2 pad1 bit (36),

    2 name char(32) aligned,                    /* person or project name itself */

    2 checksum bit (36),                        /* checksum from salv_flag */

    2 owner bit (36);                           /* uid of containing directory */

/* END INCLUDE FILE ... dir_acl.incl.pl1 */
```

/* BEGIN INCLUDE FILE ... dir_allocation_area.incl.pl1 ... last modified December 1973 */

dcl areap ptr;

dcl 1 area based (areap) aligned,
2 nsize fixed bin (18), /* Number of types. */
2 lu fixed bin (18), /* Next available word in area. */
2 lw fixed bin (18), /* Last usable word. */
2 array (100) aligned, /* Array of types. */
3 fptr bit (18) unaligned, /* Free pointer for this size. */
3 size fixed bin (17) unaligned; /* Size. */

/* END INCLUDE FILE ... dir_allocation_area.incl.pl1 */

```
dir_entry.incl.pl1          segment      in: >idd>include      contents modified: 04/29/76 1100.6
                             entry modified: 06/21/85 1913.7
```

```
/*      BEGIN INCLUDE FILE ... dir_entry.incl.pl1 ...last modified August 1974 for nss */

/* Template for an entry. Length = 38 words */

dcl ep ptr;

dcl 1 entry based (ep) aligned,

    (2 efrp bit (18),          /* forward rel ptr to next entry */
     2 ebrp bit (18) unaligned, /* backward rel ptr to previous entry */

     2 type bit (18) unaligned, /* type of object = dir entry */
     2 size fixed bin (17) unaligned, /* size of dir entry */

     2 uid bit (36),          /* unique id of entry */

     2 dtem bit (36),        /* date-time entry modified */

     (2 bs bit (1),          /* branch switch = 1 if branch */
      2 pad0 bit (17),
      2 nnames fixed bin (17), /* number of names for this entry */

      2 name_frp bit (18),    /* rel pointer to start of name list */
      2 name_brp bit (18),    /* rel pointer to end of name list */

      2 author,              /* user who created branch */
        3 pers_rp bit (18),    /* name of user who created branch */
        3 proj_rp bit (18),    /* project of user who created branch */

        3 tag char (1),       /* tag of user who created branch */
        3 pad1 char (3),

     2 primary_name bit (504), /* first name on name list */

     2 dtd bit (36),         /* date time dumped */

     2 pad2 bit (36),

/* the declarations below are for branch only */

     2 pvid bit (36),        /* physical volume id */

     2 vtock fixed bin (17), /* vtoc entry index */
     2 pad3 bit (18),

     2 dirsw bit (1),        /* = 1 if this is a directory branch */
     2 oosw bit (1),        /* out of service switch on = 1 */
```



```

2 per_process_sw bit (1),
2 copysw bit (1),
2 safety_sw bit (1),
2 multiple_class bit (1),
2 audit_flag bit (1),
2 security_oosw bit (1),
2 entrypt_sw bit (1),
2 master_dir bit (1),
2 tpd bit (1),
2 pad4 bit (11),
2 entrypt_bound bit (14) unaligned,

2 access_class bit (72) aligned,

(2 ring_brackets (3) bit (3),
2 ex_ring_brackets (3) bit (3),
2 acle_count fixed bin (17),

2 acl_frp bit (18),
2 acl_brp bit (18),

2 bc_author,
  3 pers_rp bit (18),
  3 proj_rp bit (18),

  3 tag char (1),
  3 pad5 bit (2),
2 bc fixed bin (24) unaligned,

2 sons_lvid bit (36),

2 pad6 bit (36),

2 checksum bit (36),

2 owner bit (36);

/*      END INCLUDE FILE ... dir_entry.incl.pl1 ... */
/*      indicates segment is per process */
/* = 1 make copy of segment whenever initiated */
/* if 1 then entry cannot be deleted */
/* segment has multiple security classes */
/* segment must be audited for security */
/* security out of service switch */
/* 1 if call limiter is to be enabled */
/* TRUE for master directory */
/* TRUE if this segment is never to go on the PD */

/* call limiter */

/* security attributes : level and category */

/* ring brackets on segment */
/* extended ring brackets */
/* number of entries on ACL */

/* rel ptr to start of ACL */
/* rel ptr to end of ACL */

/* user who last set the bit count */
/* name of user who set the bit count */
/* project of user who set the bit count */

/* tag of user who set the bit count */

/* bit count for segs, msf indicator for dirs */

/* logical volume id for immediat inf non dir seg */

/* checksum from dtd */

/* uid of containing directory */

```

dir_header.incl.pl1

segment in: >idd>include
entry modified: 06/21/85 1916.7

contents modified: 05/24/82 1005.0

```
/* BEGIN INCLUDE FILE ... dir_header.incl.pl1 */
/* Modified 8/74 for NSS */
/* Modified 8/76 to add version number and hash table rel pointer for variable hash table sizes */
/* Modified 3/82 BIM for change pclock */
/* format: style3 */

/* Template for the directory header. Length = 64 words. */

dcl dp ptr;

dcl 1 dir based (dp) aligned,

    2 modify bit (36),                /* Process ID of last modifier */
    2 type bit (18) unaligned,        /* type of object = dir header */
    2 size fixed bin (17) unaligned, /* size of header in words */
    2 dtc (3),                        /* date-time checked by salvager array */
        3 date bit (36),              /* the date */
        3 error bit (36),             /* what errors were discovered */

    2 uid bit (36),                  /* uid of the directory - copied from branch */
    2 pvid bit (36),                 /* phys vol id of the dir - copied from branch */
    2 sons_lvid bit (36),             /* log vol id for inf non dir seg - copied from branch */
    2 access_class bit (72),          /* security attributes of dir - copied from branch */
    (2 vtock fixed bin (17),          /* vtock entry index of the dir - copied from branch */
     2 version_number fixed bin (17), /* version number of header */

    2 entryfrp bit (18),              /* rel ptr to beginning of entry list */
    2 pad2 bit (18),

    2 entrybrp bit (18),              /* rel ptr to end of entry list */
    2 pad3 bit (18),

    2 pers_frp bit (18),              /* rel ptr to start of person name list */
    2 proj_frp bit (18),              /* rel ptr to start of project name list */

    2 pers_brp bit (18),              /* rel ptr to end of person name list */
    2 proj_brp bit (18),              /* rel ptr to end of project name list */

    2 seg_count fixed bin (17),       /* number of non-directory branches */
    2 dir_count fixed bin (17),       /* number of directory branches */

    2 lcount fixed bin (17),          /* number of links */
    2 acle_total fixed bin (17),      /* total number of ACL entries in directory */

    2 arearp bit (18),                /* relative pointer to beginning of allocation area */
    2 per_process_sw bit (1),         /* indicates dir contains per process segments */
```

```

2 master_dir bit (1),
2 force_rpv bit (1),
2 rehashing bit (1),
2 pad4 bit (14),

2 iacl_count (0:7),
3 seg fixed bin (17),
3 dir fixed bin (17),

2 iacl (0:7),
3 seg_frp bit (18),
3 seg_brp bit (18),

3 dir_frp bit (18),
3 dir_brp bit (18),

2 htsize fixed bin (17),
2 hash_table_rp bit (18),

2 htused fixed bin (17),
2 pad6 fixed bin (17),

2 tree_depth fixed bin (17),
2 pad7 bit (18) unaligned,

2 dts bit (36),

2 master_dir_uid bit (36),
2 change_pclock fixed bin (35),
2 pad8 (11) bit (36),
2 checksum bit (36),
2 owner bit (36);

dcl version_number_2 fixed bin int static options (constant) init (2);

/*      END INCLUDE FILE ... dir_header.incl.pl1 */
/* TRUE if this is a master dir */
/* TRUE if segs must be on RPV */
/* TRUE if hash table is being constructed */

/* number of initial acl entries for segs */
/* number of initial acl entries for dir */

/* pointer to initial ACLs for each ring */
/* rel ptr to start of initial ACL for segs */
/* rel ptr to end of initial ACL for segs */

/* rel ptr to start of initial for dirs */
/* rel ptr to end of initial ACL for dirs */

/* size of hash table */
/* rel ptr to start of hash table */

/* no. of used places in hash table */

/* number of levels from root of this dir */

/* date-time directory last salvaged */

/* uid of superior master dir */
/* up one each call to sum$dirmod */
/* pad to make it a 64 word header */
/* checksummed from uid on */
/* uid of parent dir */

```

dir_ht.incl.pl1

segment in: >ldd>include
entry modified: 06/21/85 1913.7

contents modified: 11/02/76 1414.6

/* BEGIN INCLUDE FILE ... dir_ht.incl.pl1 */

dcl htp ptr;

dcl 1 hash_table based (htp) aligned,
2 modify bit (36) unal,
2 type bit (18) unal,
2 size fixed bin (17) unal,
2 name_rp (0:1) bit(18) unal,
2 checksum bit (36) unal,
2 owner bit (36) unal;

/* htp = ptr(dp,active_hardcore_data\$htp) */

/* type = dir hash table */

/* size of current dir hash table entry */

/* rel ptr of name entry */

/* otherwise rel ptr to name */

/* END INCLUDE FILE ... dir_ht.incl.pl1 */

```
/* BEGIN INCLUDE FILE ... dir_link.incl.pl1 ... last modified August 1974 for nss */

/* Template for link. Note that it is identical to entry for first 24 words. */

dcl 1 link based (ep) aligned,

    2 efrp bit (18),          /* forward rel ptr to next entry */
    2 ebrp bit (18),          /* backward rel ptr to previous entry */

    2 type bit (18),          /* type = dir link */
    2 size fixed bin (17),    /* size of link in words */

    2 uid bit (36),           /* unique id of entry */

    2 dtem bit (36),          /* date-time entry modified */

    2 bs bit (1),             /* entry switch = 1 if entry */
    2 pad0 bit (17),
    2 nnames fixed bin (17),  /* number of names for this entry */

    2 name_frp bit (18),      /* rel pointer to start of name list */
    2 name_brp bit (18),      /* rel pointer to end of name list */

    2 author,                 /* user who created entry */
      3 pers_rp bit (18),      /* name of user who created entry */
      3 proj_rp bit (18),      /* project of user who created entry */

      3 tag char (1),          /* tag of user who created entry */
      3 pad1 char (3),

    2 primary_name bit (504), /* first name on name list */

    2 dtd bit (36),           /* date time dumped */

    2 pad2 bit (36),

/* the declarations below are only applicable to links */

    2 pad3 bit (18),
    2 pathname_size fixed bin (17), /* number of characters in pathname */

    2 pathname char (168 refer (pathname_size)) unaligned, /* pathname of link */

    2 checksum bit (36),      /* checksum from uid */

    2 owner bit (36);         /* uid of containing directory */

/* END INCLUDE FILE ... dir_link.incl.pl1 */
```

```
dir_lock_seg_.incl.pl1          segment      in: >ldd>include      contents modified: 11/29/83 0931.2
                                entry modified: 06/21/85 1918.7
```

```
/* Begin include file dir_lock_seg_.incl.pl1 BIM 830312 */
/* From dirlockt.incl.pl1 */
```

```
/* format: style3,idind25,indcomtxt */
```

```
/**** Several arrays in this program are zero based. The zero-th
entries are NEVER USED. referencers should start at 1, not lbound.
The zero entries are there to improve the compiler's subscript
calculations. The compiler can fetch dir_lock_all_dir_locks (foo).uid
with an lda pr6|FOO,*ql */
```

```
dcl      dir_lock_seg$          external static;      /* name of the segment containing the directory locks */

dcl      dir_lock_segp         pointer;              /* pointer to the dirlock table */

dcl      1 dir_lock_seg        based (dir_lock_segp) aligned,
        2 header              aligned like dir_lock_seg_header,
        2 dir_locks           (0:dir_lock_seg.header.n_dir_locks) aligned like dir_lock,
        2 readers             (0:dir_lock_seg.header.n_dir_locks, dir_lock_seg.header.max_readers) bit (36) aligned;

declare  (dir_lock_all_locksp, dir_lock_all_readersp)
        pointer;

declare  1 dir_lock_all_dir_locks (0:dir_lock_seg.header.n_dir_locks) aligned like dir_lock based (dir_lock_all_locksp);
declare  dir_lock_all_readers     (0:dir_lock_seg.header.n_dir_locks, dir_lock_seg.header.max_readers) bit (36)
        aligned based (dir_lock_all_readersp);

declare  DIR_LOCK_SEG_EVENT      char (4) aligned init ("drls") int static options (constant);

declare  1 dir_lock_seg_header   aligned based,
        2 seg_lock              aligned like lock,
        2 n_dir_locks           fixed bin,              /* max number */
        2 highest_in_use        fixed bin,
        2 max_readers           fixed bin,
        2 pad_even              bit (36) aligned,
        2 readers_ptr           pointer,
        2 locks_ptr             pointer,
        2 meters                aligned,
        3 find_calls            fixed bin (35),
        3 find_failures         fixed bin (35),
        3 max_in_use            fixed bin (35),
        3 pad_meters            fixed bin (35),
        2 pad                   (16) bit (36) aligned; /* to 32 */

declare  dir_lockp             pointer;
declare  1 dir_lock             aligned based (dir_lockp),
        2 uid                   bit (36) aligned,
        2 flags                 aligned,
        3 notify_sw            bit (1) unaligned,
        3 salvage_sw           bit (1) unaligned,      /* ON if dir was locked for salvage */
```

```

        3 pad          bit (34) unaligned,
        2 lock_count   fixed bin (17),      /* POSITIVE --> write_lock */
                                          /* NEGATIVE --> -number of lockers */
                                          /* ZERO --> not locked */
        2 write_locker bit (36) aligned;     /* in case of read, see next declaration, and expect this 0 */

declare dir_read_lockers_ptr pointer;
declare dir_read_lockers (dir_lock_seg.header.max_readers) bit (36) aligned based (dir_read_lockers_ptr);

/* End include file dir_lock_seg_incl.pl1 */

```

```
dir_name.incl.pl1          segment      in: >ldd>include      contents modified: 11/02/76 1414.7
                           entry modified: 06/21/85 1913.7
```

```
/* BEGIN INCLUDE FILE ... dir_name.incl.pl1 ... last modified Nov 1975 for nss */

/* Template for names of branches or links. Length = 14 words. */

dcl np ptr;

dcl 1 names based aligned,          /* based on ptr(dp,ep->entry.name_frp) */
    2 fp bit(18) unaligned,         /* rel ptr to next name */
    2 bp bit(18) unaligned,         /* rel ptr to prev name */

    2 type bit (18) unaligned,      /* type = dir name */
    2 size fixed bin (17) unaligned, /* size of dir name */

    2 entry_rp bit(18) unaligned,   /* rel ptr to entry */
    2 ht_index fixed bin(17) unaligned, /* index of hash table entry */

    2 hash_thread bit (18) unal,    /* relative ptr to next hash entry */
    2 pad3 bit (18) unal,

    2 name char(32) aligned,

    2 checksum bit (36),            /* checksum from entry_rp */

    2 owner bit (36);              /* uid of entry */

/* END INCLUDE FILE ... dir_name.incl.pl1 */
```



```

/* BEGIN INCLUDE FILE ... fault_vector.incl.pl1 ... last modified February 1981 */

dcl fvp ptr; /* pointer to the fault and interrupt vectors */

dcl 1 fv based (fvp) aligned, /* fault and interrupt vectors */
    2 ipair (0: 31), /* interrupt pairs */
    3 scu bit (36), /* SCU instruction */
    3 tra bit (36), /* TRA instruction */
    2 fpair (0: 31), /* fault pairs */
    3 scu bit (36), /* SCU instruction */
    3 tra bit (36), /* TRA instruction */
    2 i_tra_ptr (0: 31) ptr, /* ITS pair for interrupt TRA instruction */
    2 i_scu_ptr (0: 31) ptr, /* ITS pair for interrupt SCU instruction */
    2 f_tra_ptr (0: 31) ptr, /* ITS pairs for fault TRA instruction */
    2 f_scu_ptr (0: 31) ptr; /* ITS pairs for fault SCU instruction */

/* Fault Types by fault number */

dcl (FAULT_NO_SDF init (0), /* Shutdown */
    FAULT_NO_STR init (1), /* Store */
    FAULT_NO_MME init (2), /* Master Mode Entry 1 */
    FAULT_NO_F1 init (3), /* Fault Tag 1 */
    FAULT_NO_TRO init (4), /* Timer Runout */
    FAULT_NO_CMD init (5), /* Command */
    FAULT_NO_DRL init (6), /* Derail */
    FAULT_NO_LUF init (7), /* Lockup */
    FAULT_NO_CON init (8), /* Connect */
    FAULT_NO_PAR init (9), /* Parity */
    FAULT_NO_IPR init (10), /* Illegal Procedure */
    FAULT_NO_ONC init (11), /* Operation Not Complete */
    FAULT_NO_SUF init (12), /* Startup */
    FAULT_NO_OF1 init (13), /* Overflow */
    FAULT_NO_DIV init (14), /* Divide Check */
    FAULT_NO_EXF init (15), /* Execute */
    FAULT_NO_DFO init (16), /* Directed Fault 0 (Segment Fault) */
    FAULT_NO_DF1 init (17), /* Directed Fault 1 (Page Fault) */
    FAULT_NO_DF2 init (18), /* Directed Fault 2 */
    FAULT_NO_DF3 init (19), /* Directed Fault 3 */
    FAULT_NO_ACV init (20), /* Access Violation */
    FAULT_NO_MME2 init (21), /* Master Mode Entry 2 */
    FAULT_NO_MME3 init (22), /* Master Mode Entry 3 */
    FAULT_NO_MME4 init (23), /* Master Mode Entry 4 */
    FAULT_NO_F2 init (24), /* Fault Tag 2 (Linkage Fault) */
    FAULT_NO_F3 init (25), /* Fault Tag 3 */
    /* Fault Numbers 26-30 unassigned */
    FAULT_NO_TRB init (31) /* Trouble */

) fixed bin (17) int static options (constant);

```

```
/* END INCLUDE FILE ... fault_vector.incl.pl1 */
```

```

/* BEGIN INCLUDE FILE ... fgbx.incl.pl1 */
/* last modified 5/3/77 by Noel I. Morris */
/* Modified 8/79 by R.J.C. Kissel to add FNP blast message. */
/* Modified 7/82 BIM for recognizable sentinel field */

/* NOTE: THIS INCLUDE FILE DESCRIBES THE FLAGBOX WITHIN THE BOS TOEHOLD, WHICH
HAS NO VALUE WHATSOEVER. THE REAL MULTICS/BCE TOEHOLD FLAGBOX IS DESCRIBED BY
THE FLAGBOX INCLUDE FILE. */

/* The contents of this segment are data shared by Multics and BOS.
This segment occupies the 2nd, 3rd, 4th, and 5th 16-word blocks of the BOS toehold. */

dcl flagbox$ ext;
dcl fgbxp ptr;

dcl 1 fgbx based (fgbxp) aligned,
2 flags (36) bit (1) unal, /* communications switches */
2 slt_segno bit (18), /* segment # of the SLT */
2 padl fixed bin,
2 rtb, /* return to BOS info */
(3 ssenb bit (1), /* "1"b if storage system enabled */
3 call_bos bit (1), /* "1"b if BOS called by operator */
3 shut bit (1), /* "1"b if BOS called after shutdown */
3 mess bit (1), /* "1"b if message has been provided */
3 alert bit (1), /* "1"b if audible alarm to be sounded */
3 pad bit (25),
3 bos_entry fixed bin (5)) unal, /* type of entry into BOS
0 => XED 10002 (BOS entry)
1 => XED 10004 (Multics entry)
2 => XED 10000 (manual entry) */

2 sentinel char (32) aligned, /* set by BOS (for now) */
2 sst_sdw bit (72), /* set by init_sst */
2 hc_dbr bit (72), /* set by start_cpu, idle DBR */
2 message char (64), /* message for return to BOS */
2 fnp_blast char (128); /* message for FNP use when Multics is down. */

declare FLAGBOX_SENTINEL char (32) init ("Flagbox & Toehold Valid") int static options (constant);

/* END INCLUDE FILE ... fgbx.incl.pl1 */

```

```

/* BEGIN INCLUDE FILE ... fs_vol_label.incl.pl1 .. last modified January 1982 for new volume map format */
/* This is the label at fixed location of each physical volume. Length 1 page */
/* Note: fsout_vol clears pad fields before writing the label */

dcl labelp ptr;

dcl 1 label based (labelp) aligned,

/* First comes data not used by Multics.. for compatibility with GCOS */

    2 gcoc (5*64) fixed bin,

/* Now we have the Multics label */

    2 Multics char (32) init ("Multics Storage System Volume"), /* Identifier */
    2 version fixed bin, /* Version 1 */
    2 mfg_serial char (32), /* Manufacturer's serial number */
    2 pv_name char (32), /* Physical volume name. */
    2 lv_name char (32), /* Name of logical volume for pack */
    2 pvid bit (36), /* Unique ID of this pack */
    2 lvid bit (36), /* unique ID of its logical vol */
    2 root_pvid bit (36), /* unique ID of the pack containing the root. everybody must agree. */
    2 time_registered fixed bin (71), /* time imported to system */
    2 n_pv_in_lv fixed bin, /* # phys volumes in logical */
    2 vol_size fixed bin, /* total size of volume, in records */
    2 vtoc_size fixed bin, /* number of recs in fixed area + vtoc */
    2 not_used bit (1) unal, /* used to be multiple_class */
    2 private bit (1) unal, /* TRUE if was registered as private */
    2 flagpad bit (34) unal,
    2 max_access_class bit (72), /* Maximum access class for stuff on volume */
    2 min_access_class bit (72), /* Minimum access class for stuff on volume */
    2 password bit (72), /* not yet used */
    2 pad1 (16) fixed bin,
    2 time_mounted fixed bin (71), /* time mounted */
    2 time_map_updated fixed bin (71), /* time vmap known good */

/* The next two words overlay time_unmounted on pre-MR10 systems. This
forces a salvage if an MR10 pack is mounted on an earlier system.
*/
    2 volmap_version fixed bin, /* version of volume map (currently 1) */
    2 pad6 fixed bin,

    2 time_salvaged fixed bin (71), /* time salvaged */
    2 time_of_boot fixed bin (71), /* time of last bootload */
    2 time_unmounted fixed bin (71), /* time unmounted cleanly */
    2 last_pvtx fixed bin, /* pvtx in that PDMAP */
    2 pad1a (2) fixed bin,
    2 err_hist_size fixed bin, /* size of pack error history */
    2 time_last_dmp (3) fixed bin (71), /* time last completed dump pass started */
    2 time_last_reloaded fixed bin (71), /* what it says */

```

```

2 pad2 (40) fixed bin,
2 root,
  3 here bit (1),
  3 root_vtocx fixed bin (35),
  3 shutdown_state fixed bin,
  3 pad7 bit (1) aligned,
  3 disk_table_vtocx fixed bin,
  3 disk_table_uid bit (36) aligned,
  3 esd_state fixed bin,
2 volmap_record fixed bin,
2 size_of_volmap fixed bin,
2 vtoc_map_record fixed bin,
2 size_of_vtoc_map fixed bin,
2 volmap_unit_size fixed bin,
2 vtoc_origin_record fixed bin,
2 dumper_bit_map_record fixed bin,
2 vol_trouble_count fixed bin,
2 pad3 (52) fixed bin,
2 nparts fixed bin,
2 parts (47),
  3 part char (4),
  3 frec fixed bin,
  3 nrec fixed bin,
  3 pad5 fixed bin,
2 pad4 (5*64) fixed bin;

dcl Multics_ID_String char (32) init ("Multics Storage System Volume") static;

/* END INCLUDE FILE fs_vol_label.incl.pl1 */

```

```

/* TRUE if the root is on this pack */
/* VTOC index of root, if it is here */
/* Status of hierarchy */

/* VTOC index of disk table on RPV */
/* UID of disk table */
/* State of esd */
/* Begin record of volume map */
/* Number of records in volume map */
/* Begin record of VTOC map */
/* Number of records in VTOC map */
/* Number of words per volume map section */
/* Begin record of VTOC */
/* Begin record of dumper bit-map */
/* Count of inconsistencies found since salvage */

/* Number of special partitions on pack */

/* Name of partition */
/* First record */
/* Number of records */

```

```
/* BEGIN INCLUDE FILE its.incl.pl1
modified 27 July 79 by JRDavis to add its_unsigned
Internal format of ITS pointer, including ring-number field for follow-on processor */

dcl 1 its based aligned, /* declaration for ITS type pointer */
  2 pad1 bit (3) unaligned,
  2 segno bit (15) unaligned, /* segment number within the pointer */
  2 ringno bit (3) unaligned, /* ring number within the pointer */
  2 pad2 bit (9) unaligned,
  2 its_mod bit (6) unaligned, /* should be 43(8) */

  2 offset bit (18) unaligned, /* word offset within the addressed segment */
  2 pad3 bit (3) unaligned,
  2 bit_offset bit (6) unaligned, /* bit offset within the word */
  2 pad4 bit (3) unaligned,
  2 mod bit (6) unaligned; /* further modification */

dcl 1 itp based aligned, /* declaration for ITP type pointer */
  2 pr_no bit (3) unaligned, /* number of pointer register to use */
  2 pad1 bit (27) unaligned,
  2 itp_mod bit (6) unaligned, /* should be 41(8) */

  2 offset bit (18) unaligned, /* word offset from pointer register word offset */
  2 pad2 bit (3) unaligned,
  2 bit_offset bit (6) unaligned, /* bit offset relative to new word offset */
  2 pad3 bit (3) unaligned,
  2 mod bit (6) unaligned; /* further modification */

dcl 1 its_unsigned based aligned, /* just like its, but with unsigned binary */
  2 pad1 bit (3) unaligned,
  2 segno fixed bin (15) unsigned unaligned,
  2 ringno fixed bin (3) unsigned unaligned,
  2 pad2 bit (9) unaligned,
  2 its_mod bit (6) unaligned,

  2 offset fixed bin (18) unsigned unaligned,
  2 pad3 bit (3) unaligned,
  2 bit_offset fixed bin (6) unsigned unaligned,
  2 pad4 bit (3) unaligned,
  2 mod bit (6) unaligned;

dcl 1 itp_unsigned based aligned, /* just like itp, but with unsigned binary where appropriate */
  2 pr_no fixed bin (3) unsigned unaligned,
  2 pad1 bit (27) unaligned,
  2 itp_mod bit (6) unaligned,

  2 offset fixed bin (18) unsigned unaligned,
  2 pad2 bit (3) unaligned,
  2 bit_offset fixed bin (6) unsigned unaligned,
```

```
2 pad3 bit (3) unaligned,  
2 mod bit (6) unaligned;
```

```
dcl ITS_MODIFIER bit (6) unaligned internal static options (constant) init ("43"b3);  
dcl ITP_MODIFIER bit (6) unaligned internal static options (constant) init ("41"b3);
```

```
/* END INCLUDE FILE its.incl.pl1 */
```

```
/* BEGIN INCLUDE FILE ... itt_entry.incl.pl1 ... Feb 1981 */

/* format: style3 */
dcl     itte_ptr          ptr;                /* pointer to entry in ITT */

dcl     1 itt_entry      aligned based (itte_ptr), /* declaration of single entry in the ITT */
        2 next_itt_relp  bit (18) unaligned,    /* thread of relative pointers */
        2 pad            bit (18) unaligned,
        2 sender         bit (36),              /* id of sending process */
        2 origin,        /* origin of event message */
        3 dev_signal     bit (18) unaligned,    /* 0 = user-event, 1 = device-signal */
        3 ring           fixed bin (17) unaligned, /* if user-event, sender's validation ring */
        2 target_id      bit (36),              /* target process' id */
        2 channel_id     fixed bin (71),        /* target process' event channel */
        2 message        fixed bin (71);       /* event message */

/* END INCLUDE FILE ... itt_entry.incl.pl1 */
```

```
/* BEGIN INCLUDE FILE - - - kst.incl.pl1 - - -
```

```
Modified March 1976 by R. Bratt
Modified November 1984 to remove hdr, Keith Loepere. */
```

```
dcl pds$kstp ext ptr,
    (kstp, kstep) ptr;

dcl 1 kst aligned based (kstp),
    2 lowseg fixed bin (17),
    2 highseg fixed bin (17),
    2 highest_used_segno fixed bin (17),
    2 lvs fixed bin (8),
    2 time_of_bootload fixed bin (71),
    2 garbage_collections fixed bin (17) unaligned,
    2 entries_collected fixed bin (17) unaligned,
    2 free_list bit (18) unaligned,
    2 prelinked_ring (7) bit (1) unaligned,
    2 template bit (1) unaligned,
    2 allow_256K_connect bit (1) unaligned,
    2 unused_2 bit (9) unaligned,
    2 uid_hash_bucket (0 : 127) bit (18) unaligned,
    2 kst_entry (0 refer (kst.lowseg):0 refer (kst.highseg)) aligned like kste, /* kst entries */
    2 lv (1:256) bit (36),
    2 end_of_kst bit (36);
    /* KST header declaration */
    /* lowest segment number described by kst */
    /* highest segment number described by kst */
    /* highest segment number yet used */
    /* number of private LVs this process is connected to */
    /* bootload time during prelinking */
    /* KST garbage collections */
    /* KST entries recovered by garbage collection */
    /* relative pointer to first free kste */
    /* rings prelinked in process */
    /* this is a template kst if set */
    /* can use 256K segments */

dcl 1 kste based (kstep) aligned,
    2 fp bit (18) unaligned,
    2 segno fixed bin (17) unaligned,
    2 usage_count (0:7) fixed bin (8) unaligned,
    2 entryp ptr unaligned,
    2 uid bit (36) aligned,
    2 access_information unaligned,
    3 dtbm bit (36),
    3 extended_access bit (33),
    3 access bit (3),
    3 ex_rb (3) bit (3),
    2 pad1 bit (3) unaligned,
    2 flags unaligned,
    3 dirsw bit (1),
    3 allow_write bit (1),
    3 priv_init bit (1),
    3 tms bit (1),
    3 tus bit (1),
    3 tpd bit (1),
    3 audit bit (1),
    3 explicit_deact_ok bit (1),
    3 pad bit (3),
    2 infcount fixed bin (12) unaligned;
    /* KST entry declaration */
    /* forward rel pointer */
    /* segment number of this kste */
    /* outstanding initiates/ring */
    /* branch pointer */
    /* unique identifier */
    /* date time branch modified */
    /* extended access from the branch */
    /* rew */
    /* ring brackets from branch */
    /* directory switch */
    /* set if initiated with write permission */
    /* privileged initiation */
    /* transparent modification switch */
    /* transparent usage switch */
    /* transparent paging device switch */
    /* audit switch */
    /* set if I am willing to have a user force deactivate */
    /* if dirsw then inferior count else lv index */
```

/* END INCLUDE FILE - - - - - kst.incl.pl1 - - - - - */

mc.incl.pl1

segment in: >ldd>include
entry modified: 06/21/85 1918.8

contents modified: 12/15/83 1100.4

/*

```

*/
/* BEGIN INCLUDE FILE mc.incl.pl1 Created Dec 72 for 6180 - WSS. */
/* Modified 06/07/76 by Greenberg for mc.resignal */
/* Modified 07/07/76 by Morris for fault register data */
/* Modified 08/28/80 by J. A. Bush for the DPS8/70M CVPU */
/* Modified '82 to make values constant */

/* words 0-15 pointer registers */

dcl mcp ptr;

dcl 1 mc based (mcp) aligned,
  2 prs (0:7) ptr, /* POINTER REGISTERS */
  (2 regs, /* registers */
    3 x (0:7) bit (18), /* index registers */
    3 a bit (36), /* accumulator */
    3 q bit (36), /* q-register */
    3 e bit (8), /* exponent */
    3 pad1 bit (28),
    3 t bit (27), /* timer register */
    3 pad2 bit (6),
    3 ralr bit (3), /* ring alarm register */

  2 scu (0:7) bit (36),

  2 mask bit (72), /* mem controller mask at time of fault */
  2 ips_temp bit (36), /* Temporary storage for IPS info */
  2 errcode fixed bin (35), /* fault handler's error code */
  2 fim_temp,
    3 unique_index bit (18) unal, /* unique index for restarting faults */
    3 resignal bit (1) unal, /* recompute signal name with fcode below */
    3 fcode bit (17) unal, /* fault code used as index to FIM table and SCT */
  2 fault_reg bit (36), /* fault register */
  2 pad2 bit (1),
  2 cpu_type fixed bin (2) unsigned, /* L68 = 0, DPS8/70M = 1 */
  2 ext_fault_reg bit (15), /* extended fault reg for DPS8/70M CPU */
  2 fault_time bit (54), /* time of fault */

  2 eis_info (0:7) bit (36)) unaligned;

dcl (apx fixed bin init (0),
  abx fixed bin init (1),
  bpx fixed bin init (2),
  bbx fixed bin init (3),
  lpx fixed bin init (4),
  lbx fixed bin init (5),
  spx fixed bin init (6),
  sbx fixed bin init (7)) internal static options (constant);

```

```

dcl scup ptr;

dcl 1 scu based (scup) aligned,                               /* SCU DATA */

/*      WORD (0)      */

(2 ppr,                                                       /* PROCEDURE POINTER REGISTER */
 3 prr bit (3),                                               /* procedure ring register */
 3 psr bit (15),                                              /* procedure segment register */
 3 p bit (1),                                                  /* procedure privileged bit */

2 apu,                                                       /* APPENDING UNIT STATUS */
 3 xsf bit (1),                                               /* ext seg flag - IT modification */
 3 sdwm bit (1),                                              /* match in SDW Ass. Mem. */
 3 sd_on bit (1),                                             /* SDW Ass. Mem. ON */
 3 ptwm bit (1),                                              /* match in PTW Ass. Mem. */
 3 pt_on bit (1),                                             /* PTW Ass. Mem. ON */
 3 pi_ap bit (1),                                             /* Instr Fetch or Append cycle */
 3 dsptw bit (1),                                             /* Fetch of DSPTW */
 3 sdwnp bit (1),                                             /* Fetch of SDW non paged */
 3 sdwp bit (1),                                              /* Fetch of SDW paged */
 3 ptw bit (1),                                               /* Fetch of PTW */
 3 ptw2 bit (1),                                             /* Fetch of pre-paged PTW */
 3 fap bit (1),                                               /* Fetch of final address paged */
 3 fanp bit (1),                                             /* Fetch of final address non-paged */
 3 fabs bit (1),                                             /* Fetch of final address absolute */

2 fault_cntz bit (3),                                        /* number of retrys of EIS instructions */

/*      WORD (1)      */

2 fd,                                                       /* FAULT DATA */
 3 iro bit (1),                                               /* illegal ring order */
 3 oeb bit (1),                                               /* out of execute bracket */
 3 e_off bit (1),                                             /* no execute */
 3 orb bit (1),                                               /* out of read bracket */
 3 r_off bit (1),                                             /* no read */
 3 owb bit (1),                                               /* out of write bracket */
 3 w_off bit (1),                                             /* no write */
 3 no_ga bit (1),                                             /* not a gate */
 3 ocb bit (1),                                               /* out of call bracket */
 3 ocall bit (1),                                             /* outward call */
 3 boc bit (1),                                               /* bad outward call */
 3 inret bit (1),                                             /* inward return */
 3 crt bit (1),                                               /* cross ring transfer */
 3 ralr bit (1),                                             /* ring alarm register */
 3 am_er bit (1),                                             /* associative memory fault */
 3 oosb bit (1),                                             /* out of segment bounds */
 3 paru bit (1),                                             /* processor parity upper */
 3 parl bit (1),                                             /* processor parity lower */
 3 onc_1 bit (1),                                             /* op not complete type 1 */
 3 onc_2 bit (1),                                             /* op not complete type 2 */

```

```

2 port_stat,
3 ial bit (4),
3 iac bit (3),
3 con_chan bit (3),

2 fi_num bit (5),
2 fi_flag bit (1),

/*          WORD (2)          */

2 tpr,
3 trr bit (3),
3 tsr bit (15),

2 pad2 bit (9),

2 cpu_no bit (3),

2 delta bit (6),

/*          WORD (3)          */

2 word3 bit (18),

2 tsr_stat,
3 tsna,
4 prn bit (3),
4 prv bit (1),
3 tsnb,
4 prn bit (3),
4 prv bit (1),
3 tsnc,
4 prn bit (3),
4 prv bit (1),

2 tpr_tbr bit (6),

/*          WORD (4)          */

2 ilc bit (18),

2 ir,
3 zero bit (1),
3 neg bit (1),
3 carry bit (1),
3 ovfl bit (1),
3 eovf bit (1),
3 eufl bit (1),
3 oflm bit (1),
3 tro bit (1),
3 par bit (1),
3 parm bit (1),

/* PORT STATUS */
/* illegal action lines */
/* illegal action channel */
/* connect channel */

/* (fault/interrupt) number */
/* 1 => fault, 0 => interrupt */

/* TEMPORARY POINTER REGISTER */
/* temporary ring register */
/* temporary segment register */

/* CPU number */

/* tally modification DELTA */

/* TSR STATUS for 1,2,&3 word instructions */
/* Word 1 status */
/* Word 1 PR number */
/* Word 1 PR valid bit */
/* Word 2 status */
/* Word 2 PR number */
/* Word 2 PR valid bit */
/* Word 3 status */
/* Word 3 PR number */
/* Word 3 PR valid bit */

/* TPR.TBR field */

/* INSTRUCTION COUNTER */

/* INDICATOR REGISTERS */
/* zero indicator */
/* negative indicator */
/* carry indicator */
/* overflow indicator */
/* exponent overflow */
/* exponent underflow */
/* overflow mask */
/* tally runout */
/* parity error */
/* parity mask */

```

```

3 bm bit (1),
3 tru bit (1),
3 mif bit (1),
3 abs bit (1),
3 hex bit (1),
3 pad bit (3),

/*          WORD (5)          */

2 ca bit (18),

2 cu,
3 rf bit (1),
3 rpt bit (1),
3 rd bit (1),
3 rl bit (1),
3 pot bit (1),
3 pon bit (1),
3 xde bit (1),
3 xdo bit (1),
3 poa bit (1),
3 rfi bit (1),
3 its bit (1),
3 if bit (1),

2 cpu_tag bit (6) unaligned,

/*          WORDS (6,7)          */

2 even_inst bit (36),

2 odd_inst bit (36);

/*          ALTERNATE SCU DECLARATION          */

dcl 1 scux based (scup) aligned,

(2 pad0 bit (36),

2 fd,
3 isn bit (1),
3 loc bit (1),
3 ia_am bit (1),
3 isp bit (1),
3 ipr bit (1),
3 nea bit (1),
3 oobb bit (1),
3 pad bit (29),

```

```

/* ^bar mode */
/* truncation mode */
/* multi-word instruction mode */
/* absolute mode */
/* hexadecimal exponent mode */

/* COMPUTED ADDRESS */

/* CONTROL UNIT STATUS */
/* on first cycle of repeat instr */
/* repeat instruction */
/* repeat double instruction */
/* repeat link instruction */
/* IT modification */
/* return type instruction */
/* XDE from Even location */
/* XDE from Odd location */
/* operation preparation */
/* tells CPU to refetch instruction */
/* ITS modification */
/* fault occured during instruction fetch */

/* computed tag field */

/* even instruction of faulting pair */

/* odd instruction of faulting pair */

/* GROUP II FAULT DATA */
/* illegal segment number */
/* illegal op code */
/* illegal address - modifier */
/* illegal slave procedure */
/* illegal procedure */
/* non existent address */
/* out of bounds */

```



```
2 pad2 bit (36),
2 pad3a bit (18),
2 tsr_stat (0:2),          /* TSR STATUS as an ARRAY */
  3 prn bit (3),          /* PR number */
  3 prv bit (1),          /* PR valid bit */
2 pad3b bit (6) unaligned,
2 pad45 (0:1) bit (36),
2 instr (0:1) bit (36);    /* Instruction ARRAY */

/* END INCLUDE FILE mc.incl.pl1 */
```

pds.cds

segment in: >ldd>hard>source
entry modified: 06/21/85 1913.3

contents modified: 05/03/85 0800.2

```
/* *****  
*  
* Copyright, (C) Honeywell Information Systems Inc., 1982 *  
*  
* Copyright (c) 1972 by Massachusetts Institute of *  
* Technology and Honeywell Information Systems, Inc. *  
*  
***** */  
  
/* PDS - The Process Data Segment  
  
Last modified (Date and reason):  
2/6/76 by S. Webber Initial coding  
9/17/76 by R. Bratt to add seg_fault, bounds_fault, vtoc_read, and vtoc_write meters.  
11/03/76 by M. Weaver to extend stack header  
04/20/77 by M. Weaver to delete rntp and 7/77 to add name template_pds  
06/07/78 by E. Donner to add ring_events (to prevent delayed ipc wakeups)  
05/10/79 by B. Margulies to eliminate exmode_level  
05/09/79 by Mike Grady to use shared ring 0 stacks  
08/17/79 by J. A. Bush for exp under/overflow restart switches & cache parity diagnostics  
02/28/80 by B. Margulies to use the include file for the default overflow  
08/26/80 by J. A. Bush for the DPS8/70M CPU  
value.  
02/23/81 by J. Bongiovanni to remove temp_mode_reg (moved to prds$mode_reg_enabled)  
03/81 by E. Donner to remove next_itt and ect_pointers  
3/82 BIM for lock_array cleanup.  
11/82 by J. Bongiovanni to make force_write_limit per-ring  
2/83 by E. N. Kittlitz for hfp_exponent_enabled.  
830621 BIM for level improvements.  
10/83 by E. N. Kittlitz to resurrect obsolescent network_ptbl_idx for MR10.2.  
83-11-02 by E. N. Kittlitz for block_lock_count in low page, hex exponent control.  
83-11-21 BIM to inhibit quota and save history registers by default  
in the initializer's process.  
83-12-01 E. N. Kittlitz for restart hex overflow fault control  
83-12-03 BIM to clear trace header properly. (and new trace format)  
84-12-10 Keith Loepere for throttle_segment_state_changes and other  
covert channel related variables.  
1985-01-21, BIM: admin_privileges to record ring 1 priv settings.  
1985-04-08, BIM: no_audit_ring1_fs_object_ops to suppress auditing  
while in the mseg primitives and RCP.  
  
*/  
  
/* format: style3,idind25 */  
pds:  
    procedure;  
  
/* This program creates the pds data base */  
  
/* Automatic */
```

```

dcl      1 cdsa                aligned like cds_args;
dcl      code                  fixed bin (35);

/* Constants */

dcl      pdsname               char (3) aligned static init ("pds") options (constant);
dcl      exclude_pad          (1) char (32) aligned static options (constant) init ("pad*");

/* Builtins */

dcl      (addr, bin, bit, decimal, divide, float, hbound, mod, null, rel, size, string, unspc)
                builtin;

/* Entries */

dcl      com_err_              entry options (variable);
dcl      create_data_segment_  entry (ptr, fixed bin (35));
dcl      get_temp_segment_     entry (char (*), ptr, fixed bin (35));
dcl      release_temp_segment_ entry (char (*), ptr, fixed bin (35));
dcl      hcs_schname_file      entry (char (*), char (*), char (*), char (*), fixed bin (35));
dcl      get_wdir_             entry () returns (char (168));

/* External Static */

dcl      error_table_$segnameDup fixed bin (35) ext;

```

```

dcl      pdsp          ptr;

dcl      1 pds
          2 page_fault_data    aligned based (pdsp), /* MC for page faults and timer runouts */
          2 fim_data           like mc,             /* MC for normal faults */
          2 signal_data        aligned like mc,     /* storage for MC being signalled */
          2 history_reg_data    (64) fixed bin (71), /* this must follow signal data */
          2 process_group_id    char (32),         /* user id for current process */
          2 cpu_time            fixed bin (52),     /* number that when subtracted from clock reading gives
                                                    virtual cpu time */

          2 virtual_delta       fixed bin (52),     /* temporary used in calculating VCPU time */
          2 virtual_time_at_eligibility

          2 temp_1              fixed bin (52),     /* temporary used in calculation of VCPU time */
          2 temp_2              fixed bin (71),     /* temporary */
          2 time_1              fixed bin (71),     /* temporary */
          2 time_v_temp         fixed bin (52),     /* page fault metering time */
          2 fim_v_temp          fixed bin (52),     /* temporary used in calculating VCPU time */
          2 fim_v_delta         fixed bin (52),     /* VCPU temporary for the FIM */
          2 save_history_regs   bit (1) aligned,    /* VCPU temporary for the FIM */
          2 hregs_saved         bit (1) aligned,    /* = "1"b if history registers are to be saved */
          2 last_sp             ptr,                /* = "1"b if history regs were saved */
          2 apt_ptr             ptr,                /* stack pointer at getwork time */
          2 arg_1               fixed bin (71),     /* pointer to this process's APT entry */
          2 arg_2               fixed bin (71),     /* argument for pxss */
          2 arg_3               fixed bin (71),     /* argument for pxss */
          2 arg_4               fixed bin (71),     /* argument for pxss */
          2 access_authorization aligned like aim_template, /* argument for pxss */

          2 base_addr_reg       bit (18) aligned,   /* access authorization for the process */
          2 alarm_ring          fixed bin (3),      /* for BAR mode use */
          2 pxss_args_invalid   bit (36) aligned,   /* setting for ring alarm register */
          2 processid           bit (0) unaligned,  /* used by pxss masking/arg copying code */
          2 process_id          bit (36) aligned,   /* process ID (added segdef) */
          2 vtime_count         fixed bin,         /* process ID */
          2 pstep               bit (0) unaligned,  /* depth counter used in VCPU calculation */
          2 dstep               bit (18) aligned,   /* (added segdef for dstep) */
          2 wakeup_flag         bit (36) aligned,   /* rel pointer to ASTE for dseg */
          2 pc_call             bit (36) aligned,   /* flag indicating type of wakeup */
          2 audit_flags         bit (36) aligned,   /* flag saying type of wait */
          2 quota_inhib         fixed bin aligned,  /* bits indicating types of auditing to do */
          2 covert_event_count   fixed bin,         /* ON if quota checking to be inhibited */
          2 page_waits          fixed bin,         /* count of covert channel related segment state change events */
          2 number_of_pages_in_use

          2 post_purged         fixed bin,         /* page faults */
          2 connect_pending     bit (1) aligned,    /* used in calculating memory units */
          2 segment_faults      fixed bin (35),    /* number of post purgings */
          2 bounds_faults       fixed bin (35),    /* turned on for delayed connects to be resent by fim */
          2 vtoc_reads          fixed bin (35),    /* count of segment faults taken by this process */
          2 vtoc_writes         fixed bin (35),    /* count of bounds faults taken by this process */
          2 mc_trace_seg        fixed bin,         /* vtoc read I/Os done for this process */
          2 mc_trace_sw         bit (2) aligned,   /* vtoc write I/Os done for this process */
          2 stack_0_sdw         ptr aligned,       /* seg number of object segment being traced */
                                                    /* switch for M. C. Tracing "11"b => trace on */
                                                    /* ptr to stack sdw in dseg */

```

```

2 stack_0_ptr      ptr aligned,          /* ptr to base of ring 0 stack (wired for esd) */
2 tc_argp         ptr,                  /* arg ptr used by tc */
2 tc_mask         bit (72) aligned,     /* save to mask */
2 exp_undfl_rest  bit (2) aligned,     /* fim restarts underflow: '1'b = binary, '01'b = hex */
2 exp_ovfl_rest   bit (2) aligned,     /* fim restarts exp overflow: '1'b = binary, '01'b = hex */
2 eovfl_value     bit (72) aligned,     /* value DFLD'ed by fim on restart binary overflow */
2 hex_eovfl_value bit (72) aligned,     /* value DFLD'ed by fim on restart hex overflow */
2 cpar_err_data   bit (72) aligned,     /* cache parity error data (from cache) */
2 cpar_mem_data   bit (72) aligned,     /* cache parity error data (from memory) */
2 cpar_info       bit (36) aligned,     /* diagnose flag, cache level and absaddr # */
2 hfp_exponent_enabled bit (1) aligned, /* user allowed to set IR hex exp bit */
2 pre_empty_poll_return pointer,
2 block_lock_count fixed bin,          /* count of locks held */
2 throttle_segment_state_changes bit (1) aligned, /* limit bandwidth of segment state covert channels */
2 first_covert_event_time fixed bin (52),
2 pad_for_trace_mod16 (6) fixed bin,
2 trace           (306) fixed bin (71), /* system trace data */
                                     /* pds$trace + 16 defines the pds for idle procs */
2 timer_time_out  fixed bin (52),     /* time out time for the process */
2 timer_channel   fixed bin (71),     /* event channel for time out event */
2 term_channel    fixed bin (71),     /* channel used to signal process termination */
2 term_proc       bit (36) aligned,    /* process ID of process to signal term process */
2 pll_machine     fixed bin,          /* nonzero if we do pll-like things */
2 validation_level fixed bin (3),
2 condition_name  aligned,            /* ACC string for condition name */
  3 len           fixed bin (8) unaligned,
  3 chars         char (31) unaligned,
2 pad_obsolete    bit (36) aligned,
2 ips_mask        (0:7) bit (35) aligned, /* IPS masks */
2 auto_mask       (0:7) bit (36) aligned, /* array of automatic masks for IPS signals */
2 ring_alarm_val  (0:7) fixed bin,     /* used in checking validation level changes */
2 lock_id         bit (36) aligned,    /* UID used in some locking */
2 mc_trace_buf    ptr unaligned,      /* packed ptr to mc_trace wired buffer */
2 pad_end_of_page_0 bit (0) unaligned,
2 pathname_am     aligned like pam,    /* pathname associative memory */
2 initial_procedure ptr,              /* first procedure executed in a new process */
2 account_id      char (32) aligned,   /* not used yet */
2 access_name     aligned,            /* alternate form of process group id */
  3 user          char (32) aligned,
  3 project       char (32) aligned,
  3 tag           char (32) aligned,
2 home_dir        char (168) aligned,  /* home directory */
2 process_dir_name char (32) aligned,  /* name of process directory */
2 wdir            (0:7) ptr,          /* pointers to per-ring working directories */
2 wdir_uid        (0:7) bit (36) aligned, /* UID of per-ring working directories */
2 transparent     bit (36) aligned,    /* transparent usage, mod, pd switch */
2 itt_head        bit (18) aligned,    /* top of present ITT list */
2 max_access_authorization
  aligned like aim_template,          /* max authorization this user can attain */
2 stacks          (0:7) ptr,          /* per-ring stack pointers */
2 kstp            ptr,                /* pointer to start of KST */
2 events_pending  bit (36) aligned,    /* special wakeups pending */
2 special_channels bit (36) aligned,    /* special channels assigned */
2 event_masks     (7) bit (36) aligned, /* per-ring mask for special channels */
2 initial_ring    fixed bin (3),      /* initial ring of execution for the process */

```

```

2 interrupt_ring      fixed bin (3),          /* lowest ring in which IPS interrupts are allowed */
2 highest_ring       fixed bin (3),          /* highest ring in which process can run */
2 prelinked_ring     bit (8) aligned,        /* bit(1) is ON if ring (1) is prelinked */
2 unique_scu_index   bit (36) aligned,       /* used to tag MC */
2 max_lot_size       (0:7) fixed bin,        /* sizes lots can grow to */
2 lot_stack_size     (0:7) fixed bin,        /* size of lot in stack (0 -> lot not in stack) */
2 clr_stack_size     (0:7) fixed bin,        /* size of CLR in stack */
2 link_meters_bins   (4) fixed bin,          /* histograms of linkage faults */
2 link_meters_times  (4) fixed bin (30),     /* histogram of linkage fault times */
2 link_meters_pgwait (4) fixed bin,          /* histogram of linkage faults PF's */
2 dmpr_copy_dirsegs ptr,                    /* ptr to temp segment into which dirs are copied */
2 dmpr_pvid          bit (36),               /* pvid of volume being dumped */
2 dmpr_pvtx         fixed bin,               /* pvtx of volume being dumped */
2 first_call        fixed bin,               /* ON until leave ring zero once */
2 mc_save_area      bit (18) aligned,        /* rel pointer to start of saved MC area */
2 mc_save_ptr       bit (18) aligned,        /* ptr to next mc save place */
2 mc_save_limit     bit (18) aligned,        /* max address where MC can be saved */
2 useable_lot       bit (8) aligned,         /* indicates whether lot can be referenced */
2 ring_events       bit (36) aligned,        /* per-ring indicator that itt messages copied to ect */
2 force_write_limit (0:7) fixed bin,        /* limit on force-writing */
/* Following must be doubleword aligned! */
/* holds state of fast_hc_ipc at block */

2 ipc_vars          aligned,
3 ap                pointer unal,
3 retsw            fixed bin (35),
3 save_entry_ret   fixed bin (35),
3 truncated_stacks fixed bin (35),
3 chan            fixed bin (71),
3 block_start_steps fixed bin (35),
3 stk_temp         fixed bin (35),
2 ipc_block_return bit (36),                /* ipc block return address */
2 avg_block_steps  fixed bin (35, 18),
2 admin_privileges bit (36) aligned,         /* There is a 1 here for each privilege that must be reset on exit from ring 1 */
2 no_audit_ring1_fs_object_ops bit (1) aligned, /* Ring 1 has asked to turn off ring 0 auditing */
2 pad_for_data_mod16 (6) fixed bin (35),
2 data            bit (0) aligned;          /* to mark end of PDS for MC save area */

Xpage;
call get_temp_segment_ ("pds", pdsp, code); /* Returns ZEROS */

/* Now begins the initialization */

pds.process_group_id = "Initializer.SysDaemon.z";

pds.access_authorization.categories = (18)*0"b;
pds.access_authorization.level = 0;
pds.access_authorization.dir = "1"b;          /* for initializer */
pds.access_authorization.seg = "1"b;
pds.access_authorization.rcp = "1"b;
pds.access_authorization.ipc = "1"b;
pds.access_authorization.soos = "1"b;        /* .. */

pds.max_access_authorization.categories = (18)"1"b || (18)*0"b;
pds.max_access_authorization.level = 7;

pds.quota_inhib = 1;                          /* initializer ignore rqover until it is enabled */
pds.vtime_count = -1;

```

```

pds.process_id = (36)"1"b;
pds.lock_id = (36)"1"b;
pds.pll_machine = 1;
pds.ips_mask (*) = (35)"1"b;
pds.force_write_limit (*) = 1;

pds.save_history_regs = "1"b;
pds.hregs_saved = "0"b;
pds.history_reg_data (*) = 0;

pds.mc_trace_buf = null;
pds.mc_trace_sw = "0"b;
pds.mc_trace_seg = 0;

pds.eovfl_value = unspec (Default_exponent_control_overflow_value);
pds.hex_eovfl_value = unspec (Default_hex_exponent_control_overflow_value);
/* set default exp overflow restart value */
pds.exp_ovfl_rest, pds.exp_undfl_rest = "0"b;

pds.stack_0_sdpw = null;
pds.stack_0_ptr = null;
pds.pad_for_trace_mod16 (*) = 0;

unspec (pds.trace) = "b";
trace_ptr = addr (pds.trace);
trace.last_available = divide (hbound (pds.trace, 1) * size (page_trace_entry) - 8, 2, 17, 0);
trace.threshold = .75 * float (decimal (trace.last_available));

pds.initial_procedure = null;

pds.access_name.user = "Initializer";
pds.access_name.project = "SysDaemon";
pds.access_name.tag = "z";

pds.home_dir = ">system_control_1";
pds.process_dir_name = ">process_dir_dir>!zzzzzzbBBBBBB";

pds.wdir (*) = null;
pds.wdir_uid (*) = "0"b;

pds.stacks (*) = null;

pds.dmpr_pvid = "0"b;
pds.dmpr_pvtx = 0;
pds.dmpr_copy_dirsegs = null;

pds.kstp = null;
pds.first_call = 1;
pds.initial_ring = 1;
pds.interrupt_ring = 4;
pds.highest_ring = 7;

pds.max_lot_size (*) = 1024;

```

```

pds.mc_save_area = rel (addr (pds.data));
pds.mc_save_ptr = rel (addr (pds.data));
pds.mc_save_limit = bit (bin (4096, 18), 18);    /* Allow for as many as fit in 4K. */

/* Now make some checks on alignment of certain variables */

call check (addr (pds.ipc_vars), "ipc_vars", 2);
call check (addr (pds.page_fault_data), "page_fault_data", 16);
call check (addr (pds.trace), "trace", 16);
call check (addr (pds.signal_data), "signal_data", 16);
call check (addr (pds.eovfl_value), "eovfl_value", 2);
call check (addr (pds.hex_eovfl_value), "hex_eovfl_value", 2);
call check (addr (pds.data), "data", 16);
if bin (rel (addr (pds.pad_end_of_page_0)), 18) ^= 1024
then call com_err_ (0, pdsname, "Wired portion must end at 1024");

/* Now set up call to create data base */

cdsa.sections (1).p = addr (pds);
cdsa.sections (1).len = size (pds);
cdsa.sections (1).struct_name = "pds";

cdsa.seg_name = "pds";
cdsa.num_exclude_names = 1;
cdsa.exclude_array_ptr = addr (exclude_pad);

string (cdsa.switches) = "0"b;
cdsa.switches.have_text = "1"b;

call create_data_segment_ (addr (cdsa), code);

call release_temp_segment_ ("pds", pdsp, code);

call hcs_$chname_file (get_wdir_ (), "pds", "", "template_pds", code);
if code ^= 0
then if code ^= error_table_$segnameup
then call com_err_ (code, pdsname, "Unable to add name template_pds.");

```



```

check:
  proc (where, message, modulo);

dcl   where           ptr;
dcl   message        char (*);
dcl   modulo         fixed bin;
dcl   remainder      fixed bin;

      remainder = mod (bin (rel (where), 18), modulo);
      if remainder ^= 0
      then call com_err_ (0, pdsname, "The variable ^a is ^d words away from being aligned on a ^d-word boundary.",
        message, (modulo - remainder), modulo);

      end check;
%page: %include aim_template;
%page: %include cds_args;
%page: %include exponent_control_info;
%page: %include mc;
%page: %include pathname_sm;
%page: %include sys_trace;
      end pds;

```

prds.cds

segment in: >ldd>hard>source
entry modified: 06/21/85 1913.1

contents modified: 04/03/85 0959.2

```
/* *****  
*  
* Copyright, (C) Honeywell Information Systems Inc., 1982 *  
*  
***** */  
/* PRDS - The Processor Data Segment and Processor Stack.  
/* Last modified (Date and reason):  
2/6/76 by S. Webber Initial coding  
6/15/77 by M. Weaver to null signal and sct pointers  
8/25/80 by J. A. Bush for the dps8/70m cpu  
2/22/81 by J. Bongiovanni for fast_connect_code  
6/27/81 by J. Bongiovanni for idle_temp  
10/11/83 by R. Coppola to adjust for size change of fast connect code  
and validate that apt_ptr& ignore_pl are on correct mod  
*/  
  
/* *****  
*  
* Copyright (c) 1972 by Massachusetts Institute of *  
* Technology and Honeywell Information Systems, Inc. *  
*  
*  
***** */  
  
prds: proc;  
  
/* This program creates the prds data base */  
  
/* Automatic */  
  
dcl i fixed bin;  
dcl l cdsa aligned like cds_args;  
dcl code fixed bin (35);  
  
/* Static */  
  
dcl prdsname char (4) aligned static init ("prds") options (constant);  
dcl exclude_pad (1) char (32) aligned static options (constant) init ("pad*");  
  
/* The following must correspond to the size of the fast connect code in  
fast_connect_init */  
  
dcl FAST_CONNECT_CODE_WORDS init (72) fixed bin int static options (constant);  
  
/* Builtins */  
  
dcl (addr, baseptr, bin, mod, null, ptr, rel, size, string, unspec) builtin;
```

/* Entries */

```
dcl com_err_entry options (variable);  
dcl create_data_segment_entry (ptr, fixed bin (35));  
dcl get_temp_segment_entry (char (*), ptr, fixed bin (35));  
dcl release_temp_segment_entry (char (*), ptr, fixed bin (35));
```

```

dcl prdsp ptr;

dcl 1 prds aligned based (prdsp),
  2 header aligned like stack_header,          /* standard stack header */
  2 interrupt_data aligned like mc,             /* MC for interrupts */
  2 fim_data aligned like mc,                  /* MC for connect faults, timer runouts */
  2 sys_trouble_data aligned like mc,          /* MC for saved sys trouble data */
  2 ignore_data aligned like scu,              /* for SCU data to be ignored at certain times */
  2 iitemp fixed bin (71),                     /* temporary used by ii (surprise!) */
  2 last_recorded_time fixed bin (71),         /* used by traffic control */
  2 idle_ptr ptr,                               /* pointer to idle process APTE for this processor */
  2 simulated_mask fixed bin (71),             /* simulated system controller mask register */
  2 am_data bit (0),                            /* to get addr of associative memory data block */
  2 ptw_am_regs (4*16) fixed bin (35),         /* page table regs (4 sets of 16 for dps8/70m) */
  2 ptw_am_ptrs (4*16) fixed bin (35),         /* page table pointers (4 sets of 16 for dps8/70m) */
  2 sdw_am_regs (4*16) fixed bin (71),         /* segment desc. regs (4 sets of 16 for dps8/70m) */
  2 sdw_am_ptrs (4*16) fixed bin (35),         /* segment desc. pointers (4 sets of 16 for dps8/70m) */
  2 processor_pattern bit (8) aligned,         /* 1 bit ON for this processor */
  2 processor_tag fixed bin (3),               /* CPU tag from maintenance panel */
  2 last_timer_setting bit (27) aligned,       /* last timer value loaded for this CPU */
  2 depth fixed bin,                           /* depth in eligible queue for running process */
  2 mode_reg bit (36) aligned,                 /* mode register for this processor */
  2 cache_luf_reg bit (36) aligned,            /* cache mode register for this CPU */
  2 fault_reg bit (72) aligned,               /* place to store the fault register */
  2 apt_ptr ptr,                               /* -> apte running on this cpu */
  2 idle_temp fixed bin (71),                 /* used by idle process */

/* The following contains code used for handling connect faults for this processor */

  2 fast_connect_code (FAST_CONNECT_CODE_WORDS) bit (36) aligned,
  2 fast_connect_code_end bit (36) aligned,    /* marker for fast_connect_init */
  2 mode_reg_enabled bit (36) aligned,         /* used to set mode register */
  2 pad_mod_8 (2) fixed bin,
  2 ignore_pl (8) bit (36) aligned,            /* used by wired fim to spl/lpl */
  2 pad_mod_16 (16) bit (36) aligned,
  2 processor_stack aligned like stack_frame;  /* first stack frame location */

```

```

call get_temp_segment_ ("prds", prdsp, code);

unspec (prds) = "b;

/* Now make some checks on alignment of certain variables */

call check (addr (prds.idle_ptr), "idle_ptr", 2);
call check (addr (prds.processor_stack), "processor_stack", 16);
call check (addr (prds.ptw_am_regs), "ptw_am_regs", 16);
call check (addr (prds.sdw_am_regs), "sdw_am_regs", 32);
call check (addr (prds.fast_connect_code), "fast_connect_code", 2);
call check (addr (prds.ignore_pl), "ignore_pl", 8);
call check (addr (prds.aptr_ptr), "aptr_ptr", 2);

/* Now set up call to create data base */

cdsa.sections (1).p = addr (prds);
cdsa.sections (1).len = size (prds);
cdsa.sections (1).struct_name = "prds";

cdsa.seg_name = "prds";
cdsa.num_exclude_names = 1;
cdsa.exclude_array_ptr = addr (exclude_pad);

string (cdsa.switches) = "0"b;
cdsa.switches.have_text = "1"b;

call create_data_segment_ (addr (cdsa), code);

call release_temp_segment_ ("prds", prdsp, code);

```

```
check:   proc (where, message, modulo);

dcl where ptr;
dcl message char (*);
dcl modulo fixed bin;

      if mod (bin (rel (where), 18), modulo) ^= 0
      then call com_err_ (0, prdsname, "The variable ^a is not aligned on a ^d-word boundary.", message, modulo);

end check;
```

```
% include cds_args;
```

X include stack_header;


```
% include stack_frame;
```

```
% include mc;
```

```
end prds;
```

```
/* BEGIN INCLUDE FILE ... ptw.168.incl.pl1 ... 02/26/81, for ADP conversion */
/* Note: This include file has an ALM counterpart made with cif. Keep it up to date */

dcl 1 168_core_ptw aligned based (ptp),          /* In-core page descriptor */
    2 frame fixed bin (14) unsigned unaligned, /* Core frame number */
    2 pad1 bit (4) unaligned,
    2 flags unaligned like 168_ptw_flags;

dcl 1 168_ptw aligned based (ptp),              /* General declaration for out-of-core PTW */
    2 add bit (18) unaligned,
    2 flags like 168_ptw_flags unaligned;

dcl 1 168_special_ptw aligned based (ptp) like 168_ptw; /* Page is somewhere peculiar -- add_type = "01"b */
dcl 1 168_real_disk_ptw aligned based (ptp) like 168_ptw; /* PTW for page actually on disk -- add_type = "10"b */
dcl 1 168_null_disk_ptw aligned based (ptp) like 168_ptw; /* PTW for page not yet on disk -- add_type = "11"b */

dcl 1 168_ptw_flags unaligned based,           /* Various software/hardware flags */
    (2 add_type bit (4),                       /* 0000=null, 1000=core, 0100=disk, 0010=pd, 0001=swap */
     2 first bit (1),                          /* the page has not yet been written out */
     2 er bit (1),                             /* error on last page I/O (also used by post-purge as temp) */

     2 pad1 bit (1),
     2 unusable1 bit (1),                      /* can't be used because hardware resets this bit */
     2 phu bit (1),                            /* page has been used bit */

     2 phm1 bit (1),                           /* Cumulative OR of hardware phm's */
     2 nypd bit (1),                          /* must be moved to paging device */
     2 phm bit (1),                            /* page has been modified bit */

     2 phu1 bit (1),                           /* page has been used in the quantum */
     2 wired bit (1),                         /* page is to remain in core */
     2 os bit (1),                            /* page is out-of-service (I/O in progress) */
     2 valid bit (1),                        /* directed fault if this is 0 (page not in core) */
     2 df_no bit (2) unaligned;                /* directed fault number for page faults */

/* END INCLUDE FILE ... ptw.168.incl.pl1 */
```

pv_holdt.incl.pl1

segment in: >ldd>include
entry modified: 06/21/85 1914.0

contents modified: 05/20/76 0630.6

/* BEGIN INCLUDE FILE ... pv_holdt.incl.pl1 ... */

dcl pv_holdtp ptr;

dcl 1 pv_holdt (1 : 64) based (pv_holdtp) aligned,

2 pvtx fixed bin(17) unaligned,
2 apterp bit(18) unaligned;

/* END INCLUDE FILE ... pv_holdt.incl.pl1 ...*/

```
/* BEGIN INCLUDE FILE ... pvt.incl.pl1 ... last modified January 1982 */
```

```
/* The physical volume table (PVT) is a wired-down table.  
It has one entry for each spindle present, be it for  
Storage System or "I/O" use.
```

```
*/
```

```
dcl pvt$ ext,  
pvt$ ptr;
```

```
dcl 1 pvt based (pvt$) aligned,
```

```

2 n_entries          fixed bin (17),      /* number of PVT entries */
2 max_n_entries      fixed bin (17),      /* max number of PVT entries */
2 n_in_use           fixed bin (17),      /* number of PVT entries in use */
2 rwnv_pvtx          fixed bin,           /* rewind_unloading pvtx */
2 shutdown_state     fixed bin,           /* state of previous shutdown */
2 esd_state           fixed bin,           /* state of ESD, >0 iff in ESD */
2 prev_shutdown_state fixed bin,          /* shutdown state of previous bootload */
2 prev_esd_state      fixed bin,           /* ESD state of previous bootload */

2 time_of_bootload   fixed bin (71),      /* Time of bootload */
2 root_lvid           bit (36) aligned,    /* Logical volume ID of Root Logical Volume (RLV) */
2 root_pvid           bit (36) aligned,    /* Physical volume ID of Root Physical Volume (RPV) */
2 root_pvtx           fixed bin,           /* Index to PVTE for Root Physical Volume (RPV) */
2 root_vtocx          fixed bin,           /* VTOCE index for root (>) */
2 disk_table_vtocx    fixed bin,           /* VTOCE index for disk table on RPV */
2 disk_table_uid      bit (36) aligned,    /* File System UID for disk_table */

2 rpvs_requested     bit (1) aligned,      /* RPVS keyword given on BOOT */
2 rpvs_needs_salv    bit (1) aligned,      /* RPV required (not requested) salvage */
2 rlv_needs_salv     bit (1) aligned,      /* RLV required (not requested) salvage */
2 volmap_lock_wait_constant bit (36) aligned, /* For constructing wait event: OR pvte_rel into lower */
2 volmap_idle_wait_constant bit (36) aligned, /* For constructing wait event: OR pvte_rel into lower */
2 vtoc_map_lock_wait_constant bit (36) aligned, /* For constructing wait event: OR pvte_rel into lower */
2 n_volmap_locks_held fixed bin (17),      /* Current number of volmap locks held */
2 n_vtoc_map_locks_held fixed bin (17),    /* Current number of VTOC Map locks held */

2 last_volmap_time    fixed bin (71),      /* Time a volmap was last locked/unlocked */
2 last_vtoc_map_time  fixed bin (71),      /* Time a VTOC Map was last locked/unlocked */
2 total_volmap_lock_time fixed bin (71),    /* Total time volmap's were locked (integral) */
2 total_vtoc_map_lock_time fixed bin (71),  /* Total time VTOC Maps were locked (integral) */

2 n_volmap_locks      fixed bin (35),      /* Number times a volmap was locked */
2 n_vtoc_map_locks    fixed bin (35),      /* Number times a vtoc_map was locked */
2 volmap_lock_nowait_calls fixed bin (35), /* Number calls to lock volmap, no wait */
2 volmap_lock_nowait_fails fixed bin (35), /* Number times lock failed */
2 volmap_lock_wait_calls fixed bin (35),   /* Number calls to lock volmap, wait */

```

```
2 volmap_lock_wait_fails fixed bin (35), /* Number times lock failed */
  2 pad (2) bit (36) aligned,
2 array          fixed bin (71); /* Array of PVTE's -- must be double-word aligned */
```

```
/* END INCLUDE FILE ...pvt.incl.pl1 */
```

```

/* START OF:      pvte.incl.pl1      July 1982 * * * * * * * * * * * * * * * * */
/* Added pc_vacating, Benson Margulies 84-10-17 */

```

```

dcl   pvt$array      aligned external;
dcl   pvt$max_n_entries  fixed bin external;

dcl   pvt_arrayp     ptr;
dcl   pvtep          ptr;

dcl   1 pvt_array    (pvt$max_n_entries) aligned like pvte based (pvt_arrayp);

dcl   1 pvte         based (pvtep) aligned,
      2 pvid         bit (36),           /* physical volume ID */
      2 lvid         bit (36),           /* logical volume ID */
      2 dmpr_in_use  (3) bit (1) unaligned, /* physical volume dumper interlock */
      2 pad3         bit (6) unaligned,
      2 skip_queue_count  fixed bin (18) unsigned unaligned, /* number of times this pv skipped for per-proc allocation due to saturation */
      2 brother_pvtx  fixed bin (8) unaligned, /* next pvte in lv chain */

      2 devname      char (4),           /* device name */

      (2 device_type  fixed bin (8),     /* device type */
       2 logical_area_number  fixed bin (8), /* disk drive number */
       2 used         bit (1),           /* TRUE if this entry is used */
       2 storage_system  bit (1),       /* TRUE for storage system (vs io disk) */
       2 permanent    bit (1),         /* TRUE if cannot be demounted */
       2 testing       bit (1),         /* Protocol bit for read_disk$test */
       2 being_mounted bit (1),         /* TRUE if the physical volume is being mounted */
       2 being_demounted bit (1),       /* TRUE if the physical volume is being demounted */
       2 check_read_incomplete bit (1), /* page control should check read incomplete */
       2 device_inoperative bit (1),    /* TRUE if disk_control decides dev busted */
       2 rpv          bit (1),         /* TRUE if this is the root physical volume */
       2 scav_check_address bit (1),     /* TRUE is page control should check deposits/withdrawals against scavenger table */
       2 deposit_to_volmap bit (1),     /* TRUE if deposits should got to volume map, not stock */
       2 being_demounted2 bit (1),      /* No more vtoc I/O during demount */
       2 pc_vacating  bit (1),         /* No more withdraws from this volume -- for debugging */
       2 vacating     bit (1),         /* don't put new segs on this vol */
       2 hc_part_used bit (1),         /* HC part set up by init_pvt */

```

```

2 volmap_lock_notify bit (1) unal,      /* TRUE if notify required when volmap lock is unlocked */
2 volmap_idle_notify bit (1) unal,     /* TRUE if notify required when volmap state is idle */
2 vtoc_map_lock_notify bit (1) unal,   /* TRUE if notify required when vtoc map lock is unlocked */

2 n_free_vtoce    fixed bin (17),      /* number of free VTOC entries */
2 vtoc_size       fixed bin (17),      /* size of the VTOC part of the disk - in records */

2 dbmrrp          (2) bit (18),        /* rel ptr to dumber bit maps for this volume */

2 nleft           fixed bin (17),      /* number of records left */
2 totrec          fixed bin (17)) unaligned, /* Total records in this map */

2 dim_info        bit (36),            /* Information peculiar to DIM */

2 curn_dmpr_vtoce (3) fixed bin unaligned, /* current vtoce being dumped */
2 n_vtoce         fixed bin unaligned,  /* number of vtoce on this volume */

2 baseadd         fixed bin (18) uns unaligned, /* Base of paging region */
2 pad2            bit (18) unaligned,

2 volmap_seg_sdw  fixed bin (71),      /* SDW describing volmap_seg */

2 volmap_astept  ptr unal,             /* Packed pointer to ASTE for volmap_seg */

2 volmap_offset  bit (18) unal,        /* Offset in volmap_seg of volume map */
2 vtoc_map_offset bit (18) unal,        /* Offset in volmap_seg of VTOC map */

2 volmap_lock     bit (36) aligned,     /* Lock on volume map operations */
2 vtoc_map_lock   bit (36) aligned,     /* Lock on VTOC map operations */

2 volmap_stock_ptr ptr unal,           /* Packed pointer to record stock */
2 vtoc_map_stock_ptr ptr unal,         /* Packed pointer to VTOCE stock */

2 volmap_async_state fixed bin (17) unaligned, /* Asynchronous update state of Volume Map */
2 volmap_async_page fixed bin (17) unaligned, /* Page number for asynchronous update */

2 vol_trouble_count fixed bin (17) unaligned, /* Count of inconsistencies since last salvage */
2 scavenger_block_rel bit (18) unaligned; /* Offset to scavenger block, ^0 => scavenging */

dcl (VOLMAP_ASYNC_IDLE    init (0),      /* for volmap_async_state */
     VOLMAP_ASYNC_READ    init (1),
     VOLMAP_ASYNC_WRITE   init (2)) fixed bin int static options (constant);

/* END OF:          pvte.incl.pll          * * * * *

```

```

/* *****
*
* Copyright, (C) Honeywell Information Systems Inc., 1984 *
*
* Copyright (c) 1972 by Massachusetts Institute of *
* Technology and Honeywell Information Systems, Inc. *
*
***** */

/* SCS - The System Communications Segment
modified 3/27/77 by Noel I. Morris
last modified 4/26/78 by J. A. Bush for processor testing
Modified 2/79 by BSG for 8-cpu port expander
Modified 9/16/80 by J. A. Bush for the DPS8/70M CPU
Modified 1/09/81 W. Olin Sibert to remove all initializations to scs_and_clock_init
Modified 01/16/81 W. Olin Sibert, to add scs$port_data
Modified January 1981 by C. Hornig for new I/O.
Modified 2/22/81 by J. Bongiovanni for fast connect code
Modified 4/23/81 by J. Bongiovanni for cycle_priority_template
Modified 4/09/82 by J. Bongiovanni for switch 0, processor_data_switch_value
Modified 7/30/82 by J. Bongiovanni for trouble_processid
Modified 4/11/83 by E. N. Kittlitz for drl_message_pointer.
Modified 10/25/83 by Keith Loepere for start_of_scs
*/

scs:
    procedure;

/* Static */

dcl exclude_pad (1) char (32) static options (constant) init ("pad*");

/* Automatic */

dcl code fixed bin (35);
dcl i cdsa aligned like cds_args;
dcl i fixed bin;

/* Builtins */

dcl (addr, bin, bit, null, size, string, unspec) builtin;

/* Entries */

dcl create_data_segment_entry (ptr, fixed bin (35));
%page;
dcl i scs aligned,
    2 start_of_scs fixed bin (71),
    2 controller_data (0:7) aligned like scs$controller_data,
    /* Information about system controllers */

```



```

/* per-controller info */
/* Information about CPUs */
2 processor_data (0:7) aligned like scs$processor_data,
/* information about CPUs in the system */
2 port_data (0:7) like scs$port_data aligned,
/* Info on what is connected to each SCU port */
2 cow (0:7) like scs$cow,
/* Actual COW's. */
2 cow_ptrs (0:7) aligned like scs$cow_ptrs,
/* Rel pointers to COW's. */
2 reconfig_general_cow aligned like scs$reconfig_general_cow,
/* Used for reconfiguration operations */
/* MASKS and PATTERNS */
2 sys_level aligned bit (72),
/* mask used while handling I/O interrupts */
2 open_level aligned bit (72),
/* mask used during normal operation */
2 processor_start_mask aligned bit (72),
/* mask used when starting up a CPU */
2 cpu_test_mask aligned bit (72),
/* mask used for ISOLTS CPU testing */
2 number_of_masks fixed bin,
/* number of masks (starting at sys_level) */
2 processor_start_pattern bit (36) aligned,
/* SMIC pattern used to send processor start interrupt */
2 cpu_test_pattern bit (36) aligned,
/* SMIC pattern used for ISOLTS processor testing */
2 expanded_ports bit (1) unaligned dim (0:7),
/* Which ports have expanders */
/* CAM and CACHE clear info */
2 cam_pair fixed bin (71),
/* instructions XEDd when CAMING and clearing CACHE */
2 cam_wait bit (8) aligned,
/* Used when evicting pages from main memory */
2 pad1 fixed bin,
/* MASKING INSTRUCTIONS & POINTERS */
2 set_mask (0:7) bit (36) aligned,
/* instructions to set mask (STAQ or SMCM) */
2 read_mask (0:7) bit (36) aligned,
/* instructions to read mask (LDAQ or RMCM) */
2 mask_ptr (0:7) ptr unaligned,
/* pointers for real or simulated masks */
/* MISCELLANEOUS */
2 idle_apter (0:7) ptr unaligned,
/* pointer to idle process APTE for each processor */
2 connect_lock bit (36) aligned,
/* lock for sending connects */
2 reconfig_lock bit (36) aligned,
/* lock used during reconfiguration */
2 trouble_flags bit (8) aligned,
/* checkoff flags for sys_trouble stopping */
2 bos_restart_flags bit (8) aligned,
/* checkoff flags for restarting after sys_trouble */
2 nprocessors fixed bin,
/* number of processors online */
2 bos_processor_tag fixed bin (3),
/* CPU tag of processor running BOS */
2 faults_initialized bit (1) aligned,
/* ON after faults have been enabled */
2 sys_trouble_pending bit (1) aligned,
/* sys_trouble event is pending in the system */
2 fast_cam_pending (0:7) bit (36) aligned,
/* checkoff flags for cam connect */
2 interrupt_controller fixed bin (3),
/* port number of low order controller */
2 cycle_priority_template bit (7) aligned,
2 set_cycle_switches bit (1) aligned,
/* interrupt cell for starting a processor */
2 processor_start_int_no fixed bin (5),
/* bits ON for online CPUs */
2 processor bit (8) aligned,
/* checkoff flags for waiting for new processor */
2 processor_start_wait bit (8) aligned,
/* processid causing crash */
2 trouble_processid bit (36) aligned,
/* pointer to DRL message text */
2 drl_message_pointer ptr unal,
2 processor_test_data aligned like scs$processor_test_data,
/* info for cpu testing */
2 pad2 fixed bin,
2 trouble_dbrs (0:7) fixed bin (71),
/* DBR values at system crash time */
2 port_addressing_word (0:7) bit (3) aligned,
/* active module port number for each controller */
2 cfg_data (0:7) fixed bin (71),
/* RSCR-CFG data from each controller */
2 cfg_data_save fixed bin (71),
/* RSCR-CFG save area for ISOLTS CPU testing */
2 processor_switch_data (0:4) bit (36) aligned,
/* actual processor RSW data */
2 processor_switch_template (0:4) bit (36) aligned,
/* expected data from RSW 0 thru 4 */
2 processor_switch_compare (0:4) bit (36) aligned,
/* discrepancies from expected data */
2 processor_switch_mask (0:4) bit (36) aligned,
/* masks for comparing switch data */
2 processor_data_switch_value bit (36) aligned,
/* Correct value of CPU data switches */

```

```

/* Data used by init_sst and collect_free_core, from config cards. */
2 controller_config_size (0:7) fixed bin (14) aligned, /* config card-stated size of controller */
2 reconfig_locker_id char (32) aligned, /* process group ID of process doing reconfiguration */
2 scas_page_table (0:31) bit (36) aligned, /* Page table for SCAS */
2 end_of_scs fixed bin; /* For initialization */
%page;
    unspec (scs) = "0"b; /* clear entire structure */

/* Now set up for call to create_data_segment_ */

    cdsa.sections (1).p = addr (scs);
    cdsa.sections (1).len = size (scs);
    cdsa.sections (1).struct_name = "scs";

    cdsa.seg_name = "scs";
    cdsa.num_exclude_names = 1;
    cdsa.exclude_array_ptr = addr (exclude_pad);

    string (cdsa.switches) = "0"b;
    cdsa.switches.have_text = "1"b;

    call create_data_segment_ (addr (cdsa), code);
    return;
%page;
%include scs;
%include cds_args;

    end scs;

```

```
/* BEGIN INCLUDE FILE ... sdw.168.incl.pl1 ... Updated for ADP conversion 03/01/81 */
/* Note: This include file has an ALM counterpart made with cif. Keep it up to date */

dcl 1 168_sdw based (sdwp) aligned,                                /* Level 68 Segment Descriptor Word */

  (2 add bit (24),                                              /* main memory address of page table */
   2 rings,                                                    /* ring brackets for the segment */
   3 r1 bit (3),
   3 r2 bit (3),
   3 r3 bit (3),
   2 valid bit (1),                                           /* directed fault bit (0 => fault) */
   2 df_no bit (2),                                           /* directed fault number */

   2 pad1 bit (1),
   2 bound bit (14),                                          /* boundary field (in 16 word blocks) */
   2 access,                                                  /* access bits */
   3 read bit (1),                                           /* read permission bit */
   3 execute bit (1),                                        /* execute permission bit */
   3 write bit (1),                                          /* write permission bit */
   3 privileged bit (1),                                     /* privileged bit */
   2 unpagged bit (1),                                       /* segment is unpagged if this is 1 */
   2 not_a_gate bit (1),                                     /* if this is 0 the entry bound is checked by hardware */
   2 cache bit (1),                                          /* cache enable bit */
   2 entry_bound bit (14)) unaligned;                          /* entry bound */

/* END INCLUDE FILE ... sdw.168.incl.pl1 */
```

```

/* BEGIN INCLUDE FILE ... sst.incl.pl1 ... January 1971 */
/* Note: This include file has an ALM counterpart made with cif. Keep it up to date */
/* Deleted paging device info and added pc segmove info, Benson Margulies 84-01-03 */
/* Added covert channel meters, Keith Loepere 85-01-08. */

dcl sst_seg$ external;
dcl sstp ptr;

dcl 1 sst based (sstp) aligned,
    2 space (8) fixed bin, /* empty space to watch for bugs */

/* SST HEADER */

    2 pre_page_time fixed bin (71), /* total time spent pre-paging */
    2 post_purge_time fixed bin (71), /* total time spent post-purging */
    2 post_in_core fixed bin, /* total pages in core (and in list) at purge time */
    2 thrashing fixed bin, /* meter of thrashing being done on system */
    2 npfs_misses fixed bin, /* meter of times npfs was on when pre-paging */
    2 salv fixed bin, /* flag which is ^=0 if and only if salvaging */

    2 ptl bit (36), /* global page table loop lock */
    2 astl bit (36), /* global ast allocation block lock */
    2 astl_event bit (36), /* event used when waiting for AST lock */
    2 astl_notify_requested bit (1) aligned, /* flag to notify AST lock */
    2 nused fixed bin, /* number of pages on used list */
    2 ptwbase fixed bin (24), /* absolute address of page table array */
    2 ttfreep ptr, /* pointer to first trailer on free list */

    2 astap ptr, /* aste array pointer */
    2 ptl_wait_ct fixed bin, /* pxss: number is >= # of processes waiting to ptl */
    2 astsize fixed bin, /* size of an AST entry */
    2 cmesize fixed bin, /* size of a CME entry */
    2 root_astep ptr, /* pointer to the root AST entry */

    2 pts (0: 3) fixed bin, /* array of page table sizes */
    2 level (0:3), /* per-list information about ASTE's */
    3 (ausedp, no_aste) bit (18) unaligned, /* used list and count of number of entries */

    2 (atemppl, atemppl) bit (18) unal, /* temp seg list pointer */
    2 dm_enabled bit (1) aligned, /* ON => journal seg exists */
    2 (ainitp, ainitpl) bit (18) unal, /* init seg list pointer */
    2 strsize fixed bin, /* Trailer size in words. */

/* CORE MAP HEADER */

    2 cmp ptr, /* pointer to start of core map */
    2 usedp bit (18), /* pointer to first used core block */
    2 wtct fixed bin, /* count of pages being written */

    2 startp bit (18), /* pointer to solid page for lap counting (fsdct) */

```

```

2 removep bit (18), /* pointer to list of pages being removed from use */
/* MISC */

2 double_write fixed bin, /* trigger for store through scheme */
/* 0 = no double writes,
1 = all non-pd pages get written,
2 = all directories get written */

2 temp_w_event bit (36) aligned, /* wait event for temp wiring lock */
2 root_pvtx fixed bin, /* pvtx or xpv */
2 nolock bit (1) aligned, /* if on, don't lock ptl on interrupts */

2 fc_skips_pinned fixed bin (35), /* number of skips over pinned page in find_core */
2 ol_skips_pinned fixed bin (35), /* number of skips over pinned page in claim_mod_core */
2 ast_ht_ptr ptr, /* AST hast table pointer */
2 ast_ht_n_buckets fixed bin, /* number of buckets in AST hash table */
2 ast_ht_uid_mask bit (36) aligned, /* mask to strip out low-order bits of uid */
2 meter_ast_locking fixed bin, /* non-zero enables AST lock meters */
2 checksum_filemap fixed bin, /* non-zero enables filemap checksumming */

2 page_read_errors fixed bin, /* read errors posted to page control */
2 page_write_errors fixed bin, /* write errors posted to page control */

2 cycle_pv_allocation fixed bin, /* flag to cycle VTOCE allocation among PVs */

2 n_trailers fixed bin, /* Number of trailer entries in str_seg */
2 synch_activations fixed bin (35), /* Activation attempts for synchronized segs */
2 synch_skips fixed bin (35), /* get_aste skips because not synchronized */

2 lock_waits fixed bin, /* Number of times we had to wait for a lock */
2 total_locks_set fixed bin, /* Total number of block locks set */
2 pdir_page_faults fixed bin, /* total page faults off > pdd */
2 level_1_page_faults fixed bin, /* total page faults in sys libes */
2 dir_page_faults fixed bin, /* Total page faults on directories */
2 ring_0_page_faults fixed bin, /* page faults in ring 0 */
2 rqover fixed bin (35), /* errcode for record quota overflow */
2 pc_io_waits fixed bin, /* Number of times pc had to wait on io */

/* The following (until pdmap) used to be the 'cnt' in cnt.incl.pl1 */

2 steps fixed bin, /* number of steps taken around used list */
2 needc fixed bin, /* number of times core page needed */
2 ceiling fixed bin, /* number of times ceiling hit */
2 ctwait fixed bin, /* number of times write counter was full */
2 wired fixed bin, /* number of pages wired by pc */
2 laps fixed bin, /* number of times around used list */
2 skipw fixed bin, /* number of pages skiped because they were wired */
2 skipu fixed bin, /* because of being used */

2 skipm fixed bin, /* because of being modified */
2 skipos fixed bin, /* because out of service */
2 aused fixed bin, /* number of AST entries on used list */
2 damaged_ct fixed bin, /* count of segments that system damaged */
2 deact_count fixed bin, /* count of deactivations */
2 demand_deact_attempts fixed bin, /* user requested deactivations */
2 demand_deactivations fixed bin, /* user instigated deactivations */

```

```

2 reads (8) fixed bin,
2 writes (8) fixed bin,

2 short_pf_count fixed bin,
2 loop_locks fixed bin,
2 loop_lock_time fixed bin (71),
2 cpu_sf_time fixed bin (71),
2 total_sf_pf fixed bin,
2 total_sf fixed bin,
2 pre_page_size fixed bin,
2 post_list_size fixed bin,
2 post_purgings fixed bin,
2 post_purge_calls fixed bin,
2 pre_page_calls fixed bin,
2 pre_page_list_size fixed bin,
2 pre_page_misses fixed bin,
2 pre_pagings fixed bin,

/* TEMPORARY WIRED PROCEDURE INFO */

2 wire_proc_data (8) fixed bin (71),

/* MAIN MEMORY USAGE INFORMATION */

2 abs_wired_count fixed bin,
2 system_type fixed bin,
2 wired_copies fixed bin,
2 recopies fixed bin,
2 first_core_block fixed bin,
2 last_core_block fixed bin,
2 fw_retries fixed bin (35),
2 pvhptr ptr unaligned,

/* AST METERS */

2 askipsize (0: 3) fixed bin,
2 aneedsize (0: 3) fixed bin,

2 stepsa fixed bin,
2 askipsehs fixed bin,
2 asearches fixed bin,
2 askipslevel fixed bin,
2 askipsinit fixed bin,
2 acost fixed bin,
2 askipslock fixed bin,
2 askipdius fixed bin,

2 alaps fixed bin,
2 updates fixed bin,
2 setfaults_all fixed bin,
2 setfaults_acc fixed bin,
2 total_bf fixed bin,
2 total_bf_pf fixed bin,
2 cpu_bf_time fixed bin (71),

/* number of reads for each did */
/* number of writes for each did */

/* count of page faults on out of service pages */
/* count of times locked PTL */
/* time spent looping on PTL */
/* cpu time spent in seg_fault */
/* total page faults while in seg_fault */
/* total number of seg_faults */
/* total pre-pagings expected */

/* total number of post-purgings */
/* total number of calls to post-purge */
/* total number of calls to pre-page */

/* total number of misses in pre-page list */
/* total number of pre-pagings */

/* data for wire_proc */

/* count of abs-wired pages */
/* ADP_SYSTEM or L68_SYSTEM */
/* number of times a wired page was copied */
/* number of times recopied because modified */
/* core map index for first block of core */
/* core map index for last block of core */
/* force_write retries due to ASTE move */
/* ptr to PV hold table for debugging */

/* array of skips because wrong AST size */
/* array of times needed each size */

/* count of steps taken looking for an AST entry */
/* count of skips because EHS was ON */
/* count of full searches made */
/* count of skips because pages were in core */
/* count of times turned OFF init switch */
/* cumulative cost of deactivations */
/* count of skips because couldn't lock parent */
/* count of skips because DIUS was on */

/* lap counter for AST list */
/* calls to updateb */
/* setfaults done to the entire SDW */
/* setfaults done to the access field */
/* count of bound faults */
/* page faults during bound faults */
/* cpu time spent in bound fault */

```

```

2 asteps (0: 3) fixed bin,
2 ast_locked_at_time fixed bin (71),
2 ast_locked_total_time fixed bin (71),
2 ast_lock_wait_time fixed bin (71),
2 ast_locking_count fixed bin (35),
2 cleanup_count fixed bin,
2 cleanup_real_time fixed bin (71),

/* PRE-PAGE METERS */

2 tree_count (0: 63) fixed bin,
2 pp_meters (0: 63) fixed bin,

2 wusedp bit (18) aligned,
2 write_hunts fixed bin,
2 claim_skip_cme fixed bin,
2 claim_skip_free fixed bin,
2 claim_notmod fixed bin,
2 claim_passed_used fixed bin,
2 claim_skip_ptw fixed bin,
2 claim_writes fixed bin,
2 claim_steps fixed bin,
2 pre_seeks_failed fixed bin,
2 resurrections fixed bin,
2 volmap_seg_page_faults fixed bin (35),
2 oopv fixed bin,
2 dblw_resurrections fixed bin,
2 sgm_time fixed bin (71),
2 sgm_pf fixed bin,
2 bad_sgms fixed bin,
2 sgm_sgft fixed bin,
2 good_sgms fixed bin,
2 claim_runs fixed bin,
2 activations fixed bin,
2 dir_activations fixed bin,
2 hedge_updatevs fixed bin,
2 hedge_writes fixed bin,
2 evict_recover_data,
3 evict_ptp bit (18) unal,
3 evict_phmbit bit (18) unal,

/* Data for metering force_write facility 08/19/78 */

2 force_swrites fixed bin,
2 force_pwrites fixed bin,
2 fw_none fixed bin,
2 force_updatevs fixed bin,

2 pf_unlock_ptl_time fixed bin (71),
2 pf_unlock_ptl_meterings fixed bin,

2 makeknown_activations fixed bin (35),
2 backup_activations fixed bin (35),

/* per-size AST step counters */
/* clock reading when ast last locked */
/* total real time the ast lock was locked */
/* total real time of all waiting on ast lock */
/* number of times ast was locked */
/* calls to pc$cleanup */
/* total real time in pc$cleanup */

/* counters for pre-page decisions */
/* counters for measuring pre-page success */

/* Relative cme to next cme for writing */
/* Times claim_mod_core invoked */
/* Times unacceptable cme found by c_m_c */
/* Times free cme passed by c_m_c */
/* Times c_m_c passed pure page */
/* Times used page seen */
/* Times c_m_c saw unacceptable ptw */
/* Writes queued by c_m_c */
/* Steps passed in core claiming */
/* counter of times quick find_core_failed */
/* nulled addresses reinstated */
/* Pseudo-page faults on volmap_seg */
/* out-of-physical-volume page faults */
/* addresses resurrected by double-writing */
/* Time (VCPU) in seg mover */
/* Page faults in seg moving */
/* Seg moves that failed */
/* Seg faults in seg moves */
/* Seg moves that completed */
/* Times claim_mod_core had to run */
/* total count of activations */
/* count of directory activations */
/* call-in updatevs */
/* call in core flush writes */
/* see evict_page.alm */
/* ptp of page being moved */
/* N/Z if page was mod */

/* Calls on segments to force write */
/* Mod pages so written */
/* Force write wrote none */
/* Updatev's so forced */

/* Time unlocking ptl page faults */

/* activations at makeknown time */
/* activations for backup */

```

```

2 metering_flags aligned,
3 activate_activated bit (1) unal,
3 pad bit (35) unal,
2 seg_fault_calls fixed bin (35),
/* METERS FOR STACK TRUNCATION */

2 (stk_truncate_should_didnt,
   stk_truncate_should_did,
   stk_truncate_shouldnt_didnt,
   stk_truncate_shouldnt_did) fixed bin (35),
2 stk_pages_truncated fixed bin (35),
2 stk_pages_truncated_in_core fixed bin (35),
/* SUPPORT FOR PC SEGMOVES */

2 segmove_lock aligned,
3 pid bit (36) aligned,
3 event bit (36) aligned,
3 notify bit (1) aligned,
2 segmove_io_limit fixed bin, /* max read aheads */
2 segmove_found_synch fixed bin (35), /* cme.synch_held */
2 segmove_synch_disappeared fixed bin (35), /* page$check_synch fixed */
2 segmove_n_reads fixed bin (35), /* total IO's queued. */
2 segmove_max_tries fixed bin (35), /* max times through the read loop */

2 segmove_astep ptr unal,
2 segmove_pvtx fixed bin,
2 segmove_vtocx fixed bin,
2 segmove_old_addr_astep ptr unaligned,
2 segmove_new_addr_astep ptr unaligned,

2 mod_during_write fixed bin,
2 zero_pages fixed bin,
2 trace_sw aligned,
3 pad_trace bit (32) unaligned,
3 pc_trace_pf bit (1) unaligned,
3 tty_trace bit (1) unaligned,
3 pc_trace bit (1) unaligned,
3 ac_trace bit (1) unaligned,
2 new_pages fixed bin,
2 ast_track bit (1) aligned,
2 dirlock_writebehind fixed bin,
2 write_limit fixed bin,
2 crash_test_segmove bit (1) aligned,
2 delayed_seg_state_chg fixed bin (35),
2 audit_seg_state_chg fixed bin (35),
2 seg_state_chg_delay fixed bin (52),
2 seg_state_change_limit fixed bin,
2 max_seg_state_change_bw fixed bin,
2 audit_seg_state_change_bw fixed bin,
2 seg_state_chg_operation bit (36) aligned,
2 pad4 (126) bit (36) aligned;

/* small chunks of misc. information */
/* ON => last call to activate entry actually activated something */
/* number calls to seg_fault for explicit activation */

/* counts */

/* if non-null, addresses to be rescued from old_addr_astep */
/* if segmove_astep nonnull, valid */
/* ditto */
/* ditto */
/* if non-null, the addresses must be deposited. */

/* times a page was modified while it was being written */
/* count of pages truncated because all zero */
/* tracing control flags */

/* tracing for page faults, done, etc. */

/* flag used by page control primitives */
/* flag used by segment control primitives */
/* newly created pages */
/* "1"b => keep SST name table */
/* =1 to flush modified dir pages in lock$unlock */
/* Max # of outstanding writes by page control */
/* crash in mid-segmove */
/* count of times a process was delayed in affecting a seg state */
/* count of times a process was audited for excessive seg state changes */
/* total times processes were delayed for covert channels */
/* number of events over which we determine covert channel bandwidth */
/* maximum bps for covert channel before we delay */
/* maximum bps for covert channel before we audit */
/* access_operation_value for excessive_seg_state_chg */
/* padding to 512 words (1000)8 */

/* END INCLUDE FILE sst.incl.pl1 */

```

ssntn.incl.pl1

segment in: >ldd>include
entry modified: 06/21/85 1919.3

contents modified: 11/02/84 0912.2

/* Begin include file ssntn.incl.pl1 */

/* Created 10/03/74 by Bernard Greenberg */

/* modified 08/24/79 by J. A. Bush for easier calculation of size of ssntn */

/* Modified 08/27/84 by Keith Loepere to purge BOS */

dcl sst_names_\$ ext; /* Segment containing sst name table */

dcl sstnp ptr; /* Pointer to sst name segment */

dcl 1 ssntn based (sstnp) aligned, /* Major structure */
2 valid bit (1) aligned, /* 1 => structure filled by Multics */
2 multics_or_bce char (4) aligned, /* Origin of data in table */
2 nentries fixed bin, /* number of entries in the ssntn */
2 pad1 (5) fixed bin,

2 (ast_sizes, /* Sizes of ASTE's at each level */
ast_name_offsets, /* Starting index for names at each level */
ast_offsets, /* Starting rel addr of each AST region */
pad2) (0 : 3) fixed bin,

2 names (0 : 0 refer (ssntn.nentries)) char (32) varying; /* Names of AST entries */

dcl (sstnmx, ptsi_a) fixed bin (17); /* Index into name table */

dcl nm_astep ptr; /* astep to be used */

/* End include file ssntn.incl.pl1 */

stack_0_data.incl.pl1

segment in: >ldd>include
entry modified: 06/21/85 1914.7

contents modified: 10/25/79 0712.2

/* BEGIN INCLUDE FILE ... stack_0_data.incl.pl1 */

/* Created 790509 by Mike Grady */

dcl stack_0_data\$ fixed bin ext; /* shared stack 0 data base seg */
dcl stack_0_data_init_number_of_stacks fixed bin; /* Make PL/I work */
dcl sdtpr ptr;

dcl 1 sdt aligned based (sdtpr), /* stack 0 database */
2 lock bit (36), /* lock before changing threads */
2 num_stacks fixed bin, /* number of stacks in pool */
2 freep bit (18), /* head of free thread, managed LIFO */
2 pad fixed bin,
2 stacks (stack_0_data_init_number_of_stacks
refer (sdt.num_stacks)) like sdte;

dcl sdtepr ptr;

dcl 1 sdte aligned based (sdtepr), /* stack data table entry */
2 nextpr bit (18) unal, /* thread to next free entry (if free) */
2 pad bit (18) unal,
2 astep bit (18) unal, /* ptr to ASTE for this stack seg */
2 aptep bit (18) unal, /* ptr to APTE of process using this stack, if not free */
2 sdw bit (72); /* SDW for this stack seg */

/* END INCLUDE FILE ... stack_0_data.incl.pl1 */

```

stack_frame.incl.pl1          segment      in: >ldd>include      contents modified: 12/04/84 2012.2
                               entry modified: 06/21/85 1919.4

```

```

/*      BEGIN INCLUDE FILE ... stack_frame.incl.pl1 ... */

/* Modified: 16 Dec 1977, D. Levin - to add fio_ps_ptr and pl1_ps_ptr */
/* Modified: 3 Feb 1978, P. Krupp - to add run_unit_manager bit & main_proc bit */
/* Modified: 21 March 1978, D. Levin - change fio_ps_ptr to support_ptr */
/* Modified: 03/01/84, S. Herbst - Added RETURN_PTR_MASK */

dcl RETURN_PTR_MASK bit (72) int static options (constant) /* mask to be AND'd with stack_frame.return_ptr */
    init ("777777777777777777000000"b3);                /* when copying, to ignore bits that a call fills */
                                                         /* with indicators (nonzero for Fortran hexfp caller) */
    /* say: unspec(ptr) = unspec(stack_frame.return_ptr) & RETURN_PTR_MASK; */

dcl sp pointer;                                           /* pointer to beginning of stack frame */

dcl stack_frame_min_length fixed bin static init(48);

dcl 1 stack_frame based(sp) aligned,
    2 pointer_registers(0 : 7) ptr,
    2 prev_sp pointer,
    2 next_sp pointer,
    2 return_ptr pointer,
    2 entry_ptr pointer,
    2 operator_and_lp_ptr ptr,                            /* serves as both */
    2 arg_ptr pointer,
    2 static_ptr ptr unaligned,
    2 support_ptr ptr unal, /* only used by fortran I/O */
    2 on_unit_relp1 bit(18) unaligned,
    2 on_unit_relp2 bit(18) unaligned,
    2 translator_id bit(18) unaligned,                    /* Translator ID
    0 => PL/I version II
    1 => ALM
    2 => PL/I version I
    3 => signal caller frame
    4 => signaller frame */

    2 operator_return_offset bit(18) unaligned,
    2 x(0 : 7) bit(18) unaligned,                         /* index registers */
    2 a bit(36),                                          /* accumulator */
    2 q bit(36),                                          /* q-register */
    2 e bit(36),                                          /* exponent */
    2 timer bit(27) unaligned,                            /* timer */
    2 pad bit(6) unaligned,
    2 ring_alarm_reg bit(3) unaligned;

dcl 1 stack_frame_flags based(sp) aligned,
    2 pad(0 : 7) bit(72),                                 /* skip over prs */
    2 xx0 bit(22) unal,
    2 main_proc bit(1) unal,                             /* on if frame belongs to a main procedure */

```

```

2 run_unit_manager bit(1) unal,
2 signal bit(1) unal,
2 crawl_out bit(1) unal,
2 signaller bit(1) unal,
2 link_trap bit(1) unal,
2 support bit(1) unal,
2 condition bit(1) unal,
2 xx0a bit(6) unal,
2 xx1 fixed bin,
2 xx2 fixed bin,
2 xx3 bit(25) unal,
2 old_crawl_out bit (1) unal,
2 old_signaller bit(1) unal,
2 xx3a bit(9) unaligned,
2 xx4(9) bit(72) aligned,
2 v2_p11_op_ret_base ptr,

2 xx5 bit(72) aligned,
2 p11_ps_ptr ptr;

/* on if frame belongs to run unit manager */
/* on if frame belongs to logical signal_ */
/* on if this is a signal caller frame */
/* on if next frame is signaller's */
/* on if this frame was made by the linker */
/* on if frame belongs to a support proc */
/* on if condition established in this frame */

/* on if this is a signal caller frame */
/* on if next frame is signaller's */

/* When a V2 PL/I program calls an operator the
* operator puts a pointer to the base of
* the calling procedure here. (text base ptr) */

/* ptr to ps for this frame; also used by fio. */

/*      END INCLUDE FILE ... stack_frame.incl.p11 */

```

```

/* BEGIN INCLUDE FILE ... stack_header.incl.pl1 .. 3/72 Bill Silver */
/* modified 7/76 by M. Weaver for *system links and more system use of areas */
/* modified 3/77 by M. Weaver to add rnt_ptr */
/* Modified April 1983 by C. Hornig for tasking. (the trace stuff is temporary - MBW) */

/* format: style2 */
dcl sb ptr; /* the main pointer to the stack header */

dcl 1 stack_header based (sb) aligned,
    2 pad1 (4) fixed bin, /* (0) also used as arg list by outward_call_handler */
    2 old_lot_ptr ptr, /* (4) pointer to the lot for current ring (obsolete) */
    2 combined_stat_ptr ptr, /* (6) pointer to area containing separate static */
    2 clr_ptr ptr, /* (8) pointer to area containing linkage sections */
    2 max_lot_size fixed bin (17) unal, /* (10) DU number of words allowed in lot */
    2 main_proc_invoked fixed bin (11) unal, /* (10) DL nonzero if main procedure invoked in run unit */
    2 have_static_vlas bit (1) unal, /* (10) DL *1*b if (very) large arrays are being used in static */
    2 pad4 bit (2) unal,
    2 run_unit_depth fixed bin (2) unal, /* (10) DL number of active run units stacked */
    2 cur_lot_size fixed bin (17) unal, /* (11) number of words (entries) in lot */
    2 pad2 bit (18) unal, /* (11) reserved */
    2 system_free_ptr ptr, /* (12) pointer to system storage area */
    2 user_free_ptr ptr, /* (14) pointer to user storage area */
    2 null_ptr ptr, /* (16) */
    2 stack_begin_ptr ptr, /* (18) pointer to first stack frame on the stack */
    2 stack_end_ptr ptr, /* (20) pointer to next useable stack frame */
    2 lot_ptr ptr, /* (22) pointer to the lot for the current ring */
    2 signal_ptr ptr, /* (24) pointer to signal procedure for current ring */
    2 bar_mode_sp ptr, /* (26) value of sp before entering bar mode */
    2 pl1_operators_ptr ptr, /* (28) pointer to pl1_operators_$operator_table */
    2 call_op_ptr ptr, /* (30) pointer to standard call operator */
    2 push_op_ptr ptr, /* (32) pointer to standard push operator */
    2 return_op_ptr ptr, /* (34) pointer to standard return operator */
    2 return_no_pop_op_ptr ptr, /* (36) pointer to standard return / no pop operator */
    2 entry_op_ptr ptr, /* (38) pointer to standard entry operator */
    2 trans_op_tv_ptr ptr, /* (40) pointer to translator operator ptrs */
    2 isot_ptr ptr, /* (42) pointer to ISOT */
    2 sct_ptr ptr, /* (44) pointer to System Condition Table */
    2 unwinder_ptr ptr, /* (46) pointer to unwinder for current ring */
    2 sys_link_info_ptr ptr, /* (48) pointer to *system link name table */
    2 rnt_ptr ptr, /* (50) pointer to Reference Name Table */
    2 ect_ptr ptr, /* (52) pointer to event channel table */
    2 assign_linkage_ptr ptr, /* (54) pointer to storage for (obsolete) hcs_$assign_linkage */
    2 task_data_ptr ptr, /* (56) for possible tasking (experimental) */
    2 trace, /* expected to be temporary */
    3 frames,
    4 count fixed bin, /* (58) number of trace frames */
    4 top_ptr ptr unal, /* (59) pointer to last trace frame */
    3 in_trace bit (36) aligned, /* (60) trace antirecursion flag */
    2 pad3 (3) bit (36) aligned; /* (61) for future expansion */

```

```

/*      The following offset refers to a table within the pl1 operator table. */
dcl    tv_offset          fixed bin init (361) internal static;
                                   /* (551) octal */

/*      The following constants are offsets within this transfer vector table. */
dcl    (
  call_offset          fixed bin init (271),
  push_offset         fixed bin init (272),
  return_offset       fixed bin init (273),
  return_no_pop_offset fixed bin init (274),
  entry_offset        fixed bin init (275)
)
                                   internal static;

/*      The following declaration is an overlay of the whole stack header.  Procedures which
move the whole stack header should use this overlay.
*/
dcl    stack_header_overlay (size (stack_header)) fixed bin based (sb);

/*      END INCLUDE FILE ... stack_header.incl.pl1 */

```

str.incl.pl1

segment in: >ldd>include
entry modified: 06/21/85 1914.1

contents modified: 05/06/74 1751.6

/* BEGIN INCLUDE FILE ... str.incl.pl1 ... last modified March 1970 */

dcl str_seg\$ ext,
strp ptr;

dcl 1 str based (strp) aligned, /* segment or process trailer declaration */

(2 fp bit (18), /* forward ast trailer rel pointer */
2 bp bit (18), /* backward ast trailer rel pointer*/

2 segno bit (18), /* segment number*/
2 dstep bit (18)) unaligned; /* rel pointer to ring 0 dste */

dcl stra (0:8000) bit (72) based (strp) aligned;

/* END INCLUDE FILE ... str.incl.pl1 */

```

/* BEGIN INCLUDE FILE ... tcm.incl.pl1 ... used to generate tc_data cds */
/* NOTE -- This include file has TWO counterparts in ALM: tc_meters.incl.alm and */
/* wcte.incl.alm. They cannot be produced with cif, and must be kept up to date manually. */
/* Modified 830914 to replace tty_polling_time with opc_polling_time... -E. A. Fanzbach */
/* Modified 1984.05.21 by M. Pandolf to add tc_suspend_lock */
/* Modified 1984.11.26 by Keith Loepere for uid_array. */
/* Modified 1984.12.06 by Keith Loepere for page create delaying. */

dcl tmp ptr;

dcl 1 tcm aligned based (tmp),
  2 tc_suspend_lock like lock, /* when locked, tc is suspended */
  2 cid2 fixed bin (18),
  2 cid3 fixed bin (18),
  2 cid4 fixed bin (18),
  2 depth_count fixed bin (18), /* depth last process run */
  2 loadings fixed bin (18), /* number of process loadings */

  2 blocks fixed bin (18), /* number of calls to block */
  2 wakeups fixed bin (18), /* number of calls to wakeup */
  2 waits fixed bin (18), /* number of calls to wait */
  2 notifies fixed bin (18), /* number of calls to notify */
  2 schedulings fixed bin (18),
  2 interactions fixed bin (18), /* number of interactive schedulings */
  2 avaequeue fixed bin (35, 18), /* recent time average of number in queue */
  2 te_wait fixed bin (18), /* times te called from wait */

  2 te_block fixed bin (18), /* times te updated from block */
  2 te_i_stop fixed bin (18), /* times te updated from i_stop */
  2 te_preempt fixed bin (18), /* times te updated from preempt */
  2 p_interactions fixed bin, /* times interaction bit turned off because of high priority */
  2 idle fixed bin (71), /* total idle time */
  2 mp_idle fixed bin (71), /* multi-programming idle */

  2 nmp_idle fixed bin (71), /* non-multi-programming idle time */
  2 zero_idle fixed bin (71), /* zero idle time */
  2 last_time fixed bin (71), /* last time a process was run */
  2 loop_locks fixed bin (18), /* times looped on the APT lock */
  2 loop_lock_time fixed bin (18), /* time looping on the APT lock */
  2 ava_eligible fixed bin (35, 18), /* average length of eligible queue */
  2 sort_to_elhead fixed bin (18), /* 0=> no one, 1 => int've only, 2 => everybody */
  2 processor_time fixed bin (71), /* total processor time on system */
  2 response_time fixed bin (71), /* estimate of response time */
  2 eligible_time fixed bin (71), /* estimate of eligible time */
  2 response_count fixed bin, /* count of response meters */
  2 eligible_count fixed bin, /* count of eligible meters */
  2 quit_counts (0:5) fixed bin, /* array of buckets indexed by state */
  2 loading_idle fixed bin (71), /* loading_idle time */
  2 delta_vcpu fixed bin (71), /* delta virtual CPU time for the system */
  2 post_purge_switch fixed bin, /* ON if post purging is to be done */

```



```

2 time_out_severity fixed bin,
2 notify_check fixed bin,
2 quit_priority fixed bin,
2 iobm_polling_time fixed bin (71),
2 end_of_time fixed bin (71),
2 gp_at_notify fixed bin (18),
2 gp_at_ptlnotify fixed bin (18),
2 int_q_enabled fixed bin (18),
2 fnp_buffer_threshold fixed bin (18),

/* 100 octal */

2 depths (8) fixed bin (18),
2 tdepths (8) fixed bin (71),
2 pfdepth (8) fixed bin (18),

2 ptl_not_waits fixed bin (18),
2 gw_gp_window_count fixed bin (18),
2 metering_lock fixed bin (18),
2 ptl_waits fixed bin (18),
2 gp_start_count fixed bin (18),
2 gp_done_count fixed bin (18),
2 nto_check_time fixed bin (71),
2 nto_delta fixed bin (35),
2 nto_count fixed bin (18),
2 tcpu_scheduling fixed bin (18),
2 nto_event bit (36),
2 page_notifies fixed bin (18),
2 notify_nobody_count fixed bin (18),
2 notify_nobody_event bit (36),
2 system_type fixed bin,

2 stat (0:15) fixed bin (18),

/* 200 octal */

2 wait (8),
3 time fixed bin (18),
3 count fixed bin (18),

2 ready (8),
3 time fixed bin (18),
3 count fixed bin (18),

2 total_pf_time fixed bin (71),

2 total_pf_count fixed bin (18),
2 auto_tune_ws fixed bin (18),
2 ocore_delta fixed bin (18),
2 ws_sum fixed bin (18),
2 nonidle_force_count fixed bin (18),
2 itt_list_lock bit (36) aligned,
2 cpu_pf_time fixed bin (71),
2 cpu_pf_count fixed bin (18),
2 special_offsets unaligned,

/* syserr first arg for notify time outs */
/* obsolete */
/* factor for scheduler quit response */
/* time to poll iobm */
/* very large time */
/* 0 => just do get_idle_processor */
/* 0 => just do get_idle_processor */
/* 0 => no intv q in percent mode */
/* if fewer free buffs then stingy alloc strategy */
/* set this to >= half n_ttylines/fnp for safety */

/* histogram of run depths */
/* histogram of times run per depth */
/* histogram of page faults per depth */

/* times ptl_wait noticed ptl was unlocked */
/* times window noticed */
/* 0=locked, else unlocked */
/* num calls to ptl_wait */
/* to detect gw_gp window lossage */

/* next time at which nto code will be called */
/* microsec between nto checks */
/* number of times nto detected */
/* obsolete */
/* last event which NTO'd */

/* used to be tcm.inter */

/* num apte's in each state */

/* histogram of page fault waiting times versus did */

/* histogram of times in ready queue */

/* total time spent from start to end of
all page faults */
/* total number of page faults metered */
/* 0=> dont, atherwise compensate for quantum len */
/* number of pages reserved for int users */
/* total of eligible's ws_sizes */
/* count of eligibilitities forced */
/* Lock on ITT free list */
/* total cpu time spent handling page faults */
/* total count of cpu time meterings */

```

```

    3 apt_offset bit (18),
    3 pad bit (18),
    2 getwork_time fixed bin (71),
    2 getwork_count fixed bin (18),
    2 short_pf_count fixed bin (18),
    2 interrupt_time fixed bin (71),
    2 interrupt_count fixed bin (71),
    2 ocore fixed bin (35, 18),
    2 pra_empt_flag bit (36) aligned,
    2 cumulative_memory_usage fixed binary (71),
    2 processor_time_at_define_wc fixed bin (71),
    2 boost_priority fixed bin,
    2 lost_priority fixed bin,
    2 total_clock_lag fixed bin (71),
    2 clock_simulations fixed bin,
    2 max_clock_lag fixed bin,

/* 300 octal */

    2 pdscopyl fixed bin (18),
    2 max_hproc_segno fixed bin,
    2 prds_length fixed bin (18),
    2 pds_length fixed bin (18),
    2 lock fixed bin (18),
    2 id bit (36) aligned,
    2 system_shutdown fixed bin (18),
    2 working_set_factor fixed bin (35, 18),

    2 ncpu fixed bin (18),
    2 last_eligible bit (18),
    2 apt_lock fixed bin (35),
    2 apt_size fixed bin (18),
    2 realtime_q aligned like based_sentinel,
    2 aht_size fixed bin (18),
    2 itt_size fixed bin (18),

    2 dst_size fixed bin (18),
    2 itt_free_list bit (18),
    2 used_itt fixed bin (18),
    2 initializer_id bit (36) aligned,
    2 n_eligible fixed bin (18),
    2 max_eligible fixed bin (30),
    2 wait_enable fixed bin (18),
    2 apt_entry_size fixed bin (18),

    2 interactive_q aligned like based_sentinel,
    2 dst_ptr ptr,
    2 old_user ptr,
    2 initialize_time fixed bin (71),

    2 init_event fixed bin (18),
    2 oldt fixed bin (18),
    2 newt fixed bin (18),
    2 tefirst fixed bin (30),
    2 telast fixed bin (30),
    2 timax fixed bin (35),

/* total time spent in getwork */
/* total times through getwork */
/* number of short page faults */
/* total time spent in interrupt */
/* total number of metered interrupts */
/* fraction of core for int've users */
/* controls whether preempting at done time */
/* total number of memory usage units */
/* value of processor_time when WC's last defined */
/* number of times priority process given high priority */
/* number of times priority process lost eligibility */
/* sum of all simulated clock delays */
/* number of times alarm clock interrupt was simulated */
/* largest simulated alarm clock delay */

/* amount of pds to copy for new process */
/* largest allowed hardcore segment number */
/* length of PRDS */
/* length of PDS */
/* process id generator lock */
/* next uid to be added to uid_array */

/* working set factor */

/* number of processors currently being used */
/* last process to gain eligibility */
/* + write; 0 hidden; -1 unlocked; -(N+1) Nreaders */
/* number of APT entries */
/* processes with realtime deadlines */
/* APT hash table size */
/* number of ITT entries */

/* number of allowed DST entries */
/* pointer to ITT free list */
/* number of used ITT entries */
/* process id of initializer */
/* number of processes eligible */
/* maximum allowed number of eligible processes */
/* turned on when waiting mechanism works */
/* size of an APT entry */

/* head of interactive queue */
/* pointer to device signal table */
/* last process to run (apt ptr) */
/* time of initialization */

/* wait event during initialization */
/* timer reading from previous process */
/* timer setting for new process */
/* first eligible time */
/* last eligible time */
/* time in queue for lowest level */

```

```

2 empty_q bit (18),
2 working_set_addend fixed bin (18),
2 ready_q_head bit (0) aligned,
2 eligible_q_head aligned like based_sentinel,
2 ready_q_tail bit (0) aligned,
2 eligible_q_tail aligned like based_sentinel,
2 idle_tail aligned like based_sentinel,
2 min_eligible fixed bin (30),
2 alarm_timer_list bit (18) aligned,
2 guaranteed_elig_inc fixed bin (35),
2 priority_sched_inc fixed bin (35),
2 next_alarm_time fixed bin (71),
2 priority_sched_time fixed bin (71),
2 opc_polling_time fixed bin (71),
2 disk_polling_time fixed bin (71),
2 tape_polling_time fixed bin (71),
2 imp_polling_time fixed bin (71),
2 imp_polling_lock fixed bin (18),
2 max_channels fixed bin (18),

/* 400 octal */

2 system_virtual_time fixed bin (71),
2 credit_bank fixed bin (71),
2 min_wct_index bit (18) aligned,
2 max_wct_index bit (18) aligned,
2 delta_vt fixed bin (71),
2 gross_idle_time fixed bin (71),
2 credits_per_scatter fixed bin (35),
2 best_credit_value fixed bin (18),
2 define_wc_time fixed bin (71),
2 max_batch_elig fixed bin (35),
2 num_batch_elig fixed bin (35),
2 deadline_mode fixed bin (35),
2 credits_scattered fixed bin (35),
2 max_max_eligible fixed bin (30),
2 max_stopped_stack_0 fixed bin (35),
2 stopped_stack_0 fixed bin (35),
2 mos_polling_interval fixed bin (35),
2 mos_polling_time fixed bin (71),
2 vcpu_response_bounds (VCPU_RESPONSE_BOUNDS) fixed bin (35),
2 vcpu_response_bounds_size fixed bin (35),
2 meter_response_time_calls fixed bin (35),
2 meter_response_time_invalid fixed bin (35),
2 meter_response_time_overhead fixed bin (71),
2 init_wait_time fixed bin (71),
2 init_wait_timeout fixed bin (71),
2 init_timeout_severity fixed bin,
2 init_timeout_recurse fixed bin,
2 max_timer_register fixed bin (71),
2 pre_empt_sample_time fixed bin (35),
2 governing_credit_bank fixed bin (35),
2 process_initial_quantum fixed bin (35),
2 default_procs_required bit (8) aligned,
2 work_class_idle fixed bin (71),

/* thread of empty APT entries */
/* additive working set parameter */
/* for added segdef */
/* head of eligible queue */
/* for added segdef */
/* tail of eligible queue */
/* tail of idle list */

/* rel pointer to apt entry for next alarm timer */
/* amount of guaranteed eligibility time in microsecs. */
/* amount of block time before process is given priority */
/* clock time for next alarm timer */
/* time for priority process to be given priority */
/* time to poll console DIM */
/* time to poll disk DIM */
/* time to poll tape DIM */
/* time to poll imp */
/* do not poll if lock set */
/* num special channels per process */

/* non-idle virtual time */
/* credits not yet passed out */
/* offset of initializer work class table entry */
/* offset of highest wcte currently defined */
/* temp used by pxss.compute_virtual_clocks */
/* idle time_used_clock */
/* total number of credits awarded at once */
/* temp for pxss.find_next_eligible */
/* clock time when workclasses last degined */

/* 0=> ti sorts, else deadline sorts */

/* Maximum of maxe */
/* Maximum stack_0's suspended by stopped procs */
/* Number stack_0's suspended by stopped procs */
/* for heals */
/* for heals */

/* used by wait/notify during initialization */
/* notify-timeout interval during initialization */
/* notify-timeout severity during initialization */
/* count of NTO recursion during initialization */
/* max cpu burst = # cpus x pre_empt_sample_time */
/* tuning parameter - max time between samples */
/* used for limiting eligibility on governed work classes*/
/* eligibility quantum first eligibility */
/* default mask of CPUs required */
/* idle time due to work class restrictions */

```

```

/* Tuning Parameters for Stack Truncation */

2 stk_truncate bit (1) aligned,
2 stk_truncate_always bit (1) aligned,
2 stk_trunc_avg_f1 fixed bin (35, 18),
2 stk_trunc_avg_f2 fixed bin (35, 18),
2 lock_error_severity fixed bin,

2 gv_integration fixed bin (35),
2 gv_integration_set bit (1) aligned,
2 pauses fixed bin (35),
2 volmap_polling_time fixed bin (71),
2 next_ring0_timer fixed bin (71),
2 realtime_io_priority_switch fixed bin,
2 realtime_io_deadline fixed bin (35),
2 realtime_io_quantum fixed bin (35),
2 realtime_priorities fixed bin (35),
2 relinquishes fixed bin (35),
2 abort_ips_mask bit (36) aligned,

/* 500 octal */

2 uid_array (0:15) bit (36) aligned,
2 pad5 (176) fixed bin (35),

/* 1000 octal */

2 pad7 (64) fixed bin (35),

/* 1100 octal */

2 pad6 (8) fixed bin (35),
2 work_class_table aligned,
3 wcte (0:16) aligned like wct_entry,

/* 3000 octal */

2 apt fixed bin;

dcl wctep ptr;

dcl 1 wct_entry aligned based (wctep),
2 thread unaligned,
3 fp bit (18),
3 bp bit (18),
2 flags unaligned,
3 mnbz bit (1),
3 defined bit (1),
3 io_priority bit (1),
3 governed bit (1),
3 interactive_q bit (1),
3 pad bit (31),
2 credits fixed bin (35),
2 minf fixed bin (35),
2 pin_weight fixed bin (35),
2 eligibilities fixed bin (35),

/* syserr severity */

/* Integration interval for governing */
/* ON => gv_integration set by ctp */
/* Calls to pause (reschedule) */

/* next time that ring 0 timer goes off */
/* 0 => give I/O interrupt wakeups realtime priority */
/* Delta to clock for I/O realtime deadline */
/* Quantum for I/O realtime burst */
/* Count for metering */
/* Calls to relinquish priority */
/* IPS mask for tc_util$check_abort */

/* array from which a uid is chosen (randomly) */
/* room for expansion compatibly */

/* array of per workclass information */

/* Work class entry */
/* Ready list */
/* Head of ready list */
/* Tail of ready list */

/* Sentinel bit must not be zero. */

/* Current worthiness of group */
/* min fraction of cpu */
/* number of cycles to pin pages */
/* Count of eligibilities awarded */

```

```

2 cpu_sum fixed bin (71),
2 resp1 fixed bin (71),
2 resp2 fixed bin (71),
2 quantum1 fixed bin (35),
2 quantum2 fixed bin (35),
2 rmeter1 fixed bin (71),
2 rmeter2 fixed bin (71),
2 rcount1 fixed bin (35),
2 rcount2 fixed bin (35),
2 realtime fixed bin (35),
2 purging fixed bin (35),
2 maxel fixed bin (35),
2 nel fixed bin (35),
2 number_thinks fixed bin (35),
2 number_queues fixed bin (35),
2 total_think_time fixed bin (71),
2 total_queue_time fixed bin (71),
/* CPU used by members */
/* number times process entered "think" state */
/* number times process entered "queued" state */

/* The next three arrays correspond to the array vcpu_response_bounds */

2 number_processing (VCPU_RESPONSE_BOUNDS+1) fixed bin (35), /* number times entered "processing" state */
2 total_processing_time (VCPU_RESPONSE_BOUNDS+1) fixed bin (71),
2 total_vcpu_time (VCPU_RESPONSE_BOUNDS+1) fixed bin (71),
2 maxf fixed bin (35), /* maximum fraction of cpu time */
2 governing_credits fixed bin (35), /* for limiting cpu resources */
2 pad1 (4) fixed bin (35);

dcl 1 based_sentinel aligned based, /* format of pxss-style sentinel */
2 fp bit (18) unal,
2 bp bit (18) unal,
2 sentinel bit (36) aligned;

dcl VCPU_RESPONSE_BOUNDS fixed bin init (3) int static options (constant);

/* END INCLUDE FILE tcm.incl.pl1 */

```

vol_map.incl.pl1

segment in: >ldd>include
entry modified: 06/21/85 1914.2

contents modified: 04/29/76 1050.5

/* BEGIN INCLUDE FILE ... vol_map.incl.pl1 */

dcl vol_mapp ptr;

dcl 1 vol_map based (vol_mapp) aligned,

2 n_rec fixed bin(17);

/* number of records represented in the map */

2 base_add fixed bin(17);

/* record number for first bit in bit map */

2 n_free_rec fixed bin(17);

/* number of free records */

2 bit_map_n_words fixed bin(17);

/* number of words of the bit map */

2 pad (60) bit(36);

/* pad to 64 words */

2 bit_map (3*1024 = 64) bit(36);

/* bit map - the entire vol map occupies 3 records */

/* END INCLUDE ... vol_map */

```

/* START OF:      vtoc_buffer.incl.pl1  November 1982      * * * * * * * * * * * * * * * * */

dcl    vtoc_buffer_seg$    ext;

dcl    vtoc_buffer_segp    ptr;
dcl    vtoc_buf_descp      ptr;
dcl    vtoc_bufp           ptr;
dcl    vtoc_buf_desc_arrayp ptr;
dcl    vtoc_buf_arrayp     ptr;

dcl    vtoc_buf_n_buffers  fixed bin;
dcl    vtoc_buf_n_buckets fixed bin;

dcl    1 vtoc_buffer       aligned based (vtoc_buffer_segp),

    2 lock,                /* Global lock for VTOC buffers */
    3 processid            bit (36) aligned, /* Owner */
    3 wait_event           bit (36) aligned, /* For lock */
    3 notify_sw            bit (1) aligned,  /* ON => notify on unlock */

    2 n_bufs               fixed bin,        /* Number of full VTOCE buffers */
    2 n_hash_buckets       fixed bin,        /* Number of hash table buckets */
    2 hash_mask             bit (36) aligned, /* Mask for hash algorithm */
    2 abs_addr              fixed bin (24),   /* Absolute address of vtoc_buffer_seg */
    2 wait_event_constant  fixed bin (36) uns unal, /* Constant to add to part index to form wait event */
    2 buf_desc_offset      bit (18),        /* Offset of buf_desc */
    2 buf_offset            bit (18),        /* Offset of buf */
    2 hash_table_offset    bit (18),        /* Offset of hash_table */
    2 search_index         fixed bin,        /* Roving pointer for buffer selection */
    2 unsafe_pvtx          fixed bin,        /* PVTE index with update in progress */
    2 scavenger_free_p_clock
    fixed bin (35),          /* Pseudo-Clock for scavenger-free-other-allocate race */

    2 meters,
    3 call_get              fixed bin (35),  /* Calls to get_vtoce */
    3 call_put              fixed bin (35),  /* Calls to put_vtoce */
    3 call_alloc            fixed bin (35),  /* Calls to alloc_and_put_vtoce */
    3 call_free             fixed bin (35),  /* Calls to free_vtoce */
    3 call_wait             fixed bin (35),  /* Calls to await_vtoce */
    3 steps                 fixed bin (35),  /* Steps through buffer allocation */
    3 skip_os               fixed bin (35),  /* Skipped because out-of-service */
    3 skip_hot              fixed bin (35),  /* Skipped because buffer hot */
    3 skip_wait             fixed bin (35),  /* Skipped because notify_sw set */
    3 disk_reads            fixed bin (35),  /* Number of same */
    3 disk_writes           fixed bin (35),  /* Number of same */
    3 get_buffer_calls      fixed bin (35),  /* Number of calls to GET_BUFFER */
    3 get_buffer_hits       fixed bin (35),  /* Number times VTOCE in buffer */
    3 wait_calls            fixed bin (35),  /* Number of calls to WAIT */
    3 wait_os               fixed bin (35),  /* Number of times had to wait */
    3 scavenger_free_checks

```

```

    fixed bin (35), /* Number of times had to check pseudo-clock */
3 scavenger_free_losses
    fixed bin (35), /* Number of times race lost between scavenger freeing and other allocate */
3 pad (15)      fixed bin (35),

2 hash_table    (vtoc_buf_n_buckets refer (vtoc_buffer.n_hash_buckets)) bit (18) aligned,

2 buf_desc      (vtoc_buf_n_buffers refer (vtoc_buffer.n_bufs)) aligned like vtoc_buf_desc,

2 buffer        (vtoc_buf_n_buffers refer (vtoc_buffer.n_bufs)) aligned like vtoce_buffer;

dcl 1 vtoc_buf_desc_array (vtoc_buffer.n_bufs) aligned based (vtoc_buf_desc_array) like vtoc_buf_desc;

dcl 1 vtoc_buf_desc      aligned based (vtoc_buf_descp),
  2 pvtx                 fixed bin (17) unal, /* PVTE index */
  2 vtoce                 fixed bin (17) unal, /* VTOCE Index */
  2 parts_used           bit (3) unal, /* Mask of parts used or os */
  2 err                   bit (1) unal, /* ON => I/O error on buffer */
  2 notify_sw            bit (1) unal, /* ON => notify required on I/O completion */
  2 write_sw             bit (1) unal, /* ON => write I/O */
  2 os                    bit (1) unal, /* ON => I/O in progress */
  2 ioq                   bit (1) unal, /* ON => I/O has been requested */
  2 used                  bit (1) unal, /* ON => this descriptor is in use */
  2 pad                   bit (9) unal,
  2 wait_index           fixed bin (17) unal, /* Buffer index for forming wait event */
  2 ht_thread            bit (18) unal, /* Offset of next entry in hash table */
  2 buf_rel              bit (18) unal, /* Offset of buffer in segment */

dcl 1 vtoce_buffer_array (vtoc_buffer.n_bufs) aligned based (vtoc_buf_array) like vtoce_buffer;

dcl 1 vtoce_buffer      aligned based (vtoc_bufp),
  2 parts                (3) aligned,
  3 words                (64) bit (36) aligned;

dcl N_PARTS_PER_VTOCE   fixed bin int static options (constant) init (3);
dcl VTOCE_PART_SIZE     fixed bin int static options (constant) init (64);
dcl VTOCE_BUFFER_SIZE   fixed bin int static options (constant) init (3 * 64);
dcl N_VTOCE_PER_RECORD  fixed bin int static options (constant) init (5);
dcl N_SECTOR_PER_VTOCE  fixed bin int static options (constant) init (3);

/* END OF: vtoc_buffer.incl.pl1 * * * * * */

```

vtoc_header.incl.pl1

segment in: >ldd>include
entry modified: 06/21/85 1914.2

contents modified: 05/23/77 0919.3

/* BEGIN INCLUDE FILE ... vtoc_header.incl.pl1 */

dcl vtoc_headerp ptr;

dcl 1 vtoc_header based (vtoc_headerp) aligned,

2 version fixed bin (17),	/* version number. The current version number is 1. * */
2 n_vtoce fixed bin (17),	/* number of vtoce entries */
2 vtoce_last_recno fixed bin (17),	/* record number of the last record of the vtoce */
2 n_free_vtoce fixed bin (17),	/* number of free vtoce entries */
2 first_free_vtoce fixed bin (17),	/* index of the first vtoce in the free list */
2 pad (3) bit (36),	
2 dmpr_bit_map (2048 - 8) bit (36),	/* space for dmpr bit map */

/* END INCLUDE ... vtoc_header */

```

/* BEGIN INCLUDE FILE ...vtoce.incl.pl1 ... last modified September 1982 */
/* Template for a VTOC entry. Length = 192 words. (3 * 64). */
/* NOTE: vtoce_man clears pad fields before writing a vtoce. */

```

```
dcl vtocep ptr;
```

```
dcl 1 vtoce based (vtocep) aligned,
```

```

(2 pad_free_vtoce_chain bit (36), /* Used to be pointer to next free VTOCE */

2 uid bit (36), /* segment's uid - zero if vtoce is free */

2 msl bit (9), /* maximum segment length in 1024 word units */
2 cal bit (9), /* current segment length - in 1024 word units */
2 records bit (9), /* number of records used by the seg in second storage */
2 pad2 bit (9),

2 dtu bit (36), /* date and time segment was last used */

2 dtm bit (36), /* date and time segment was last modified */

2 nqsw bit (1), /* no quota switch - no checking for pages of this seg */
2 deciduous bit (1), /* true if hc_sdw */
2 nid bit (1), /* no incremental dump switch */
2 dnsp bit (1), /* Dont null zero pages */
2 gtpd bit (1), /* Global transparent paging device */
2 per_process bit (1), /* Per process segment (deleted every bootload) */
2 damaged bit (1), /* TRUE if contents damaged */
2 fm_damaged bit (1), /* TRUE if filemap checksum bad */
2 fm_checksum_valid bit (1), /* TRUE if the checksum has been computed */
2 synchronized bit (1), /* TRUE if this is a data management synchronized segment */
2 pad3 bit (8),
2 dirsw bit (1), /* directory switch */
2 master_dir bit (1), /* master directory - a root for the logical volume */
2 pad4 bit (16) unaligned, /* not used */

2 fm_checksum bit (36) aligned, /* Checksum of used portion of file map */

(2 quota (0:1) fixed bin (18) unsigned, /* sec storage quota - (0) for non dir pages */

2 used (0:1) fixed bin (18) unsigned, /* sec storage used - (0) for non dir pages */

2 received (0:1) fixed bin (18) unsigned, /* total amount of storage this dir has received */

2 trp (0:1) fixed bin (71), /* time record product - (0) for non dir pages */

2 trp_time (0:1) bit (36), /* time time_record_product was last calculated */

```